Elementary 1

Year 2 Book 1

God's Chosen Servant

Teacher's Guide & Students' Worksheets

This Teacher's Guide is dedicated to those
who serve God in the children's ministry.

May God continue to grant you wisdom
and strength to impact the future generations.

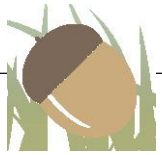

"But God demonstrates His own love toward us, in
that while we were still sinners, Christ died for us."
(Romans 5:8)

Elementary 1 Year 2 Book 1

God's Chosen Servants

Contents

Lesson Index	i
How to Use This Teacher's Guide	ii-iii
Your Teaching Procedures & Teaching with Music/Bible Dramatics	iv
Understanding Your Students	v
Memory Verses	vi

Lesson Index

Lesson 1	Hannah Prays for a Son	1-9
Lesson 2	The Boy Samuel	10-20
Lesson 3	Eli's Wicked Sons	21-28
Lesson 4	Israel Wants a King	29-37
Lesson 5	The Lord Rejects Saul	38-46
Lesson 6	Samuel Anoints David	47-54
Lesson 7	David Kills Goliath	55-62
Lesson 8	Saul Is Jealous of David	63-70
Lesson 9	Jonathan and David, Best Friends	71-79
Lesson 10	David Refuses to Kill Saul	80-92
Lesson 11	Abigail Makes Peace	93-100
Lesson 12	David Becomes King	101-109
Lesson 13	Review	110-115

All Scripture is quoted in NKJV.

Always pray for your students and pray for the wisdom to teach!

Welcome to the world of six to eight-year-olds!

This is a wonderful age range to be teaching, as students are beginning to mature and understand more about the world around them. However, they haven't all grown up yet and still need your gentle nurturing to guide them.

"Him we preach, warning every man and teaching every man in all wisdom, that we may present every man perfect in Christ Jesus."

—Colossians 1:28

Although your students are beginning to read, they still learn in a variety of ways, including visually, kinesthetically, and aurally. This means that it will be very important to use pictures and hands-on experiences as you tell the story in order to meet the needs of all the students in the classroom. Visuals are always good reminders at any level because it helps the students make connections to the story and retain information. Hands-on activities will help the students to internalize the lessons and make them more meaningful. For example, the students can be involved in making the scenes for the days of creation. This will help them remember what happened much more so than just through a telling of the story. It is also vital to ask students to share what they have learned at the end of each lesson. By letting your students retell the information they have heard, you will be able to see what they really understood, and what might need to be revisited before you move on. Knowledge and learning need to be built upon what they have already grasped. Only then can the students build on their experiences and make the proper connections in future lessons. Furthermore, since they are learning to read, it is vital to ask students to read at least one verse from the Bible each week during class time. You can assist them if they are having difficulty with **vocabulary** words, but this is the time to help them practice turning to the right section of the Bible they are studying. This is a great habit to build up now.

Vocabulary

This book is designed to be teacher-and-student friendly, and each lesson follows the same structure. As in all of the textbooks, there are sections before the start of the lesson that give relevant Bible background information. Take the time to review the **Before You Teach** and **Understanding Your Students** sections to familiarize yourself with the teachings since your students are more sophisticated and require more than just an overview of the Bible story. Occasionally, there will be some teaching ideas included. These are simply suggestions you may want to consider as you prepare your lesson. Of course, you can adapt them as needed for your class and students. The story section is a retelling of what is recorded in the Bible.

Before You Teach

Understanding Your Students

You are encouraged to read it through, but remember to be ready to share the words of God, and not to literally read from the pages of this guide. Please also review the story by using the questions provided in the **Check for Understanding** section. This will give you a good idea of how much the students understand. You can ask each question directly or use other creative ways to have students share their answers.

Check for Understanding

A key indicator to a successful lesson is what the lesson means to each student. What have they walked away with and how can they apply what they have learned? The lesson is not complete until you have shared the discussion questions found in the **Spiritual Teaching and Life Application** section. You want your students to leave the class with the feeling that they want to draw even closer to God through specific actions they can take. Help them make goals and be sure to encourage them in their efforts.

Spiritual Teaching & Life Application

The last thing you will need to consider for class time is which **activities** will be best for your group of students. Each lesson contains several from which to choose. Again, depending on the time and the abilities of your class, you may choose to do one or two to reinforce the teachings of the lesson.

Activity

Since your students are learning to read and write, this guide has included a **Homework Assignment** section. This serves to remind the students of God's word at home during the week. There is **no** separate student workbook so you are encouraged to photocopy the homework sheets. The students can store their work in a binder or file folder. You can provide homework each week for them to insert in their folder or reproduce all twelve lessons at the beginning of each new quarter. Review the homework before they leave class so that the students are aware of what to complete and how to do it. You may need to brainstorm ideas for the life application questions so that the students have something to build on when they return home. All teachers need to consistently check homework to make this a useful tool and a good extension of the teachings. The students are also encouraged, via the homework assignment, to develop a daily Bible reading and prayer devotional time. Be sure the parents are aware of this expectation. A partnership between the teachers and parents will greatly facilitate the growing faith of the students.

Homework Assignment

Remember that your students are still growing. There are so many things they can do independently, but there are areas where they need extra support. Take time to get to know each of your students so that you can meet their needs. Most importantly, remember to allow time for yourself to grow closer to God as you help your students develop their relationship with Him!

You can't do MORE for your students until you have knelt down and PRAYED for each of them daily.

"'Not by might nor by power, but by My Spirit,' says the Lord of hosts."
—Zechariah 4:6

1

Hymnal Worship (10-15 minutes)

Purpose: To help the children praise God through hymnal worship.

Procedure: Always start a session in the name of our Lord Jesus. The teacher or assistants will then lead the children in simple hymns or action rhymes.

Be Prepared

Be Organized

Be Flexible

2

In-Class Worship (15-20 minutes)

Purpose: To let the children hear a Bible story and respond to its teachings.

Procedure: Say a short prayer in the name of our Lord Jesus. There are 3 steps in the In-Class Worship Procedure. They are:

1) **Bible Story**
2) **Check for Understanding**
3) **Spiritual Teaching and Life Application**

Do not forget to explain the key vocabulary words and practice the memory verse which are listed in each lesson.

3

Bible Learning Activity (10-15 minutes)

Purpose: To help your students become familiar with the word of God is part of a teacher's mission, but an equally important part of the job is helping the students put the word of God to work in their own lives. The activities have been planned to encourage your students to act upon what they have learned.

Procedure: Let the students work on the Student Activities. If the activities require group involvement or cutting and pasting, be sure to have assistant teachers. We have come up with a variety of activities as well as optional ones. Please see what suits your students' needs. End the activity with a concluding prayer.

Teaching with Music

Do your students seem to enjoy music more than the lesson itself? Music can be an effective teaching technique within a lesson.

- Hymns that tell stories can enhance your lessons.
- Many students learn more easily if they can "feel" the material you are teaching. Choose hymns with motions and physical movement.
- Students who do not show emotion easily may find it easier to express themselves through hymns.

Keep these in mind when using music with your students:

- Learn the hymns before you teach them.
- Sing the new hymn to the students before you have them sing it.
- Sing the hymn in a variety of ways—assign parts, use rhythmic instruments, move around, and so on.

Teaching with Bible Dramatics

- Playacting can make Bible stories come alive for the students.
- Let the children volunteer for the roles they want.
- Encourage students to think about the mood, the setting, the characters, and their expressions and motives. They all contribute to making the story come alive.
- Encourage creativity. Acting out Bible stories can help students see the story and characters in a new way.

Elementary 1 (Ages 6-8)

Characteristics	Pedagogic Application
Body	
1. Still developing/growing, though the pace is slowing	Increase levels of difficulty in activities as the students become more able physically
2. Still get tired easily	Do not stretch one activity for too long; find a balance between times of quietness and action
3. No longer play alone; can adapt to group games or activities	Encourage student involvement with more cooperative group games; show respect to everyone
Mind	
1. Have strong sense of imagination	Encourage the use of imagination, but help students to discern fact from fiction
2. Still think according to words on paper; cannot accept abstract ideas	Use familiar similes and parallels to which students can relate, just like how Jesus used the familiar to teach the unfamiliar
3. Concept of space and time is still limited	Be careful when describing time and space
4. Reading ability is gradually strengthening	Encourage the reading of books that promote spirituality
5. Have excellent memory	Encourage the memorization of Bible verses
6. Deductive thinking is still limited	Repeat content regarding abstract terms and truths
Mood	
1. Very sensitive; can have outbursts of emotion	Get excited or saddened easily
2. At the adorable stage: like to please teachers and receive praise	Easy to discipline, but pay special attention to giving praise and encouragement
3. Full of compassion and care for others	Nurture students to help, serve, and treat others fairly
4. Still tend to fear and withdraw	Provide a sense of security
Social Skills	
1. Make friends easily	Help them to establish friendships
2. Like to please adults	Establish a student-teacher relationship
3. Like to cooperate and do not like to compete	Promote cooperation by offering group projects/activities
4. Have good social skills; desire acceptance from others	Be careful not to promote hypocrisy when teaching
5. Still like to quarrel with friends; always change their best friends	Place emphasis on teaching students to love one another; encourage a giving spirit instead of a selfish one
Spirituality	
1. Have a simple faith, are interested in a life of faith; will initiate prayer	Use a systematic way of teaching faith and the truth; encourage prayer
2. Curious about death and heaven	Simply explain the truth of salvation
3. Like to attend RE classes	Nurture their interest in Bible reading and church activities
4. Are learning to differentiate between real biblical stories and fictional fairy tales or legends	Emphasize that the Bible contains the words of God and is not a common book, but one inspired and written by God
5. Are learning the moral teachings of good and evil	Emphasize the moral aspects of the Bible
6. All spiritual experiences come from imitating adults	Set a good example; share more spiritual experiences with students

E1 Year 2 Book 1 **September, October, November**

1. "Continue earnestly in prayer." (Colossians 4:2a)
2. "Do not grow weary in doing good." (2 Thessalonians 3:13b)
3. "The way of the ungodly shall perish." (Psalm 1:6b)
4. "You shall love the Lord your God with all your heart." (Deuteronomy 6:5a)
5. "To obey is better than sacrifice." (1 Samuel 15:22b)
6. "The Lord looks at the heart." (1 Samuel 16:7b)
7. "Fear not, for I am with you; Be not dismayed, for I am your God." (Isaiah 41:10a)
8. "Be content with what such things as you have." (Hebrews 13:5b)
9. "A friend loves at all times." (Proverbs 17:17a)
10. "Love your enemies." (Matthew 5:44b)
11. "Blessed are the peacemakers, for they shall be called sons of God." (Matthew 5:9)
12. "For You, O Lord, will bless the righteous." (Psalm 5:12a)

Lesson 1

Hannah Prays for a Son

Before You Teach

The Pilgrimage to Shiloh
The tabernacle, or the Tent of Meeting, was located at Shiloh, the religious center of the nation (see Josh 18:1). Three times a year, all Israelite men were required to attend a religious feast held at the tabernacle: the Passover with the Feast of Unleavened Bread, the Feast of Weeks, and the Feast of Tabernacles (Dt 16:16). Elkanah, Hannah's husband, made this pilgrimage regularly to fulfill God's commands. (See Ex 23:14-17 for the regulations concerning the pilgrimage.)

Hannah
Hannah, the wife of Elkanah, was mentioned in the books of Samuel. According to the Hebrew Bible, she was the mother of Samuel. The Hebrew word "Hannah" has many meanings and interpretations, including "beauty" and "passion." In her prayer, she asked God for a son, and in return, she vowed to give the son back to God for the service of the priests in Shiloh. She promised he would remain a Nazirite all the days of his life.

Nazirites
A person who was a Nazirite was under a "special vow, a vow of separation to the Lord" (Nu 6:2). During the period of this vow, the Nazirite was not to cut his hair, touch a dead body, drink any fermented beverage, or consume any product of the grapevine. (See Nu 6:1-21 for the requirements and procedures of this vow.) Nazirites usually took this vow for a specified time; however, there were those who were Nazirites for life, like Samuel, Samson, and John the Baptist.

Elkanah
An Ephraimite, Elkanah was the father of Samuel (1 Sam 1:1-28; 2:11, 18-20). Of his two wives, the childless Hannah was his most beloved. At Shiloh, she received through Eli the promise of a son. Elkanah, with Hannah, took the young Samuel to Shiloh when he was weaned and left him with Eli as their offering to God. They were blessed with three other sons and two daughters.

Bible Text

1 Samuel 1:1-28

Bible Truth

God listens to our earnest prayers and He will answer according to His will.

Lesson Objectives

1. To learn to bring everything before God in prayer.
2. To be a peacemaker at all times.
3. To learn to keep promises to God and to trust in Him always.

Memory Verse

"Continue earnestly in prayer."

(Colossians 4:2a)

Prayer

In the name of the Lord Jesus Christ, we pray. We thank You, our Heavenly Father, for giving us this whole new quarter to learn more about You. We want to know how to live so that You can be proud of us. Please teach us to pray to You about our needs, our joys, and our sorrows, and to tell You "thanks" at all times. We know that You love us and care about what happens to us. Hallelujah! Amen.

Understanding Your Students

Your students are learning to pray for themselves, but they still need to understand what prayer is, how we pray, and why we pray. Prayer is talking to God. When we talk to God, we can tell God how great He is. We can ask Him to forgive us when we do wrong. We can thank Him for all that He does for us and for others. We can talk to Him about the things that make us sad and the things that make us happy. We can ask Him to meet our needs and the needs of family members, friends, neighbors, pastors, and others. We can also praise and thank God for His goodness and confess our sins. A common problem your students may have is concentrating during prayer. How can we help them focus on prayer? One thing we can do is teach them a sequence to their prayer. Help them learn to stay focused in prayer by providing them with a list of things to pray for. Then, teach them an order or a sequence to place these in. This way, they won't forget all their options when they are done praying over a certain subject, and they won't lose concentration.

Together, you and your students can brainstorm things to pray about. You can draw a diagram on the board with all of the students' suggestions. After doing this, you can make a classroom poster displaying the sequence to pray in. The students can create their own displays to keep at home. Hopefully, these things will help to keep the students focused in prayer.

Vocabulary

sacrifice: something special you give to God; people used to sacrifice animals to God to show they were sorry for their sins
embarrass: to cause someone to feel sad, annoyed, or painful
distress: anxiety or mental suffering

Bible Story

Introduction

[Before class begins, prepare small pieces of paper and write the following ideas on each piece of paper:

Ask for it; **Cry** for it; **Pout** for it; **Whine** for it; **Beg** for it; **Throw** a temper tantrum for it; and **Pray** for it.

Roll up the pieces of paper and put them in a small box.]

Dear students, have you ever really, really wanted something badly? It might be something from the store, something you want to do, or somewhere you want to go. When you really, really want something, what do you do to get what you want? [Have students take turns drawing a slip of paper from your box for you to read. Whisper what it says in their ear. They are to act out what it says and the other students are to guess what is written on the paper.]

In our Bible story today, we are going to learn about a special lady named Hannah who wanted something very badly from God. She asked for it, cried for it, begged for it, and most importantly, prayed for it. Hannah eventually learned to rely on God through her life experiences. She went to God when she felt sad and helpless. She was a woman with a prayerful heart.

Hannah Has No Children

Our story today took place a long time ago. It is about a woman named Hannah. She was one of two wives married to a man named Elkanah. Hannah was sad all the time because she really wanted to have a child. Even though her husband Elkanah loved her dearly, Hannah was still sad in her spirit. In contrast to Hannah, Elkanah's other wife Peninnah had both sons and daughters. Instead of comforting Hannah for not being able to bear any children, Peninnah did exactly the opposite. Out of her jealousy, she found every opportunity possible to make fun of Hannah.

Each year, Elkanah would travel to the city of Shiloh in order to worship the Lord and offer sacrifices. Eli was the Lord's priest, and his two sons Hophni and Phinehas served with him as well. Whenever Elkanah would offer a sacrifice, he would give some of the meat to Peninnah and some to each of her sons and daughters. But to Hannah he would give even more, because he really loved her, even though the Lord had kept her from having children of her own. Peninnah, however, would try to make Hannah feel miserable. She would tease Hannah about her having no children.

Hannah Prays for a Son

Year after year, when they went to the house of the Lord, Peninnah would embarrass Hannah until she would cry and could not eat. But Elkanah would say, "Hannah, why are you crying? Why won't you eat? Why do you feel so bad? Don't I mean more to you than ten sons?" Hannah

was grateful for her husband's love. However, that wasn't enough to comfort her sorrow.

One day, she decided to pray to God. Hannah went to the temple alone by herself. Eli the priest was sitting on a chair near the doorpost of the temple as Hannah prayed brokenheartedly to the Lord. She cried, wept, and prayed, "Lord, I am Your servant. Please think of me in my misery. If You will give me a son, I promise to dedicate him to You as long as he lives, and his hair will never be cut." [Have students open their Bible, and read **1 Samuel 1:10-17, 20** together to learn more about Hannah's prayer.]

While Hannah prayed silently to the Lord, her lips moved, but her voice could not be heard. Eli the priest thought she was drunk. He approached her and said, "How long will you keep on getting drunk? Get rid of your wine!"

Hannah said, "Sir, I am not drunk, and I have not had any wine or beer! But I do feel miserable, and I am pouring out my heart to the Lord. Please don't think badly of me. I have been praying in terrible distress and grief."

Eli replied, "You may go in peace! And may the God of Israel answer your prayer!"

Hannah said, "You are very kind to me, your servant." After this, she left, and when she had eaten, she looked much better.

Hannah Gives Birth to a Son

Early the next morning, Elkanah and his family got up and after worshiping the Lord, they returned home to Ramah. Later, when the right time had come, the Lord blessed Hannah with a son. After many years of praying, God finally granted her a precious child, and she named him Samuel. The name means "I asked the Lord for him." It must have been tempting for her to want to keep her son, but she remembered her promise to God. She knew that she had to keep that promise.

Hannah stayed home the next time Elkanah and his family went to offer the sacrifice and the gift that he had promised the Lord. She had said to her husband, "When the boy is old enough for me to stop nursing him, I will give him to the Lord at Shiloh, and he can stay there forever."

Hannah Gives Her Son to the Lord

Later, Hannah kept her promise and brought the boy with her to the house of the Lord at Shiloh. She brought Samuel to Eli and said to him, "I am the woman who stood here beside you praying to the Lord. I prayed for this child, and the Lord has given me what I asked. So, now I am giving him to the Lord. He will serve Him for as long as he lives." And Samuel worshiped the Lord there. Hannah kept her promise to return him to Shiloh to serve the Lord.

While Samuel was in Shiloh learning to worship and serve the Lord, Hannah did not forget about her child. In fact, he was on her mind all the time, and every year as he grew taller and taller, she went back and brought him a robe that would be just the right size for him to show her love. Because of Hannah's faithfulness, God blessed her with MORE children: three more sons and two daughters.

Final Thoughts

So what have we learned from Hannah's story? [Pause for a minute for students to think and answer. Encourage each student to say at least one thing that he/she learned from the story.] First of all, we are reminded that there is a God who cares. He cares about how we feel and shares our sorrow and pain. Our God knows how we need His comfort and love. This was the starting point of Hannah's prayer, and it can be the start of ours, too. God hears our prayer, and He heals and blesses when the time is right. We just have to be patient. [Ask students if they have prayer requests. Write them down on the board, and pray about them together in the concluding prayer.]

Secondly, we can learn that God loves to give good gifts to His children, but He also likes us to ask for them according to His will. Can you name one thing that is a good gift according to God's will? [Encourage students to answer. For example, having special talents to serve God more is a good gift.] Hannah's prayer was exactly in accordance with God's way. Therefore, her prayer was answered when the time was right.

Let's not forget that the God we believe in is a true and living God. No matter what kinds of difficulties we have in our life, He is here to help, to change, and to make things better. All we need to do is to kneel down and pray. Make our requests known to God, and tell Him how desperately we need His help. We will experience God's amazing grace and God's miraculous providence!

Check for Understanding

1. **Why did Hannah feel sad in the beginning of this story?** She had no children.
2. **Where did Hannah's family go every year to offer sacrifices?** The house of the Lord at Shiloh.
3. **One year when Hannah was at the Lord's temple, what did she do?** She prayed to the Lord for a son.
4. **What did she promise to the Lord if He gave her a son?** She would give him to the Lord to serve Him.
5. **When she went home, what did the Lord give her?** A son.
6. **When Samuel grew old enough, where did Hannah bring him?** To the house of the Lord at Shiloh to give him to the Lord.
7. **Why do you think God wants us to pray to Him?** Answers may vary.
8. **Do you ever ask for anything in prayer?** Answers may vary.
9. **What kinds of things should we pray for?** Answers may vary.

Memory Verse Practice

Please reinforce the memory verse every week.
You can practice the memory verse with your students anytime during class.

"Continue earnestly in prayer." (Colossians 4:2a)

Spiritual Teaching & Life Application

1. Be a peacemaker at all times.

As we learned from the story today, Hannah suffered a great deal from being made fun of by her husband's other wife, Peninnah. We can guess that Peninnah was very jealous of Hannah because Hannah was greatly loved by their husband Elkanah. When Hannah couldn't bear any children year after year, Peninnah took advantage of Hannah's pain and embarrassed her publicly whenever possible. Hannah was sad and felt miserable. However, she did not fight back against Peninnah's ridicules. She did not say any mean words about Peninnah in front of her husband. On the contrary, she was determined to be a peacemaker, and instead of crying to her husband, she went to God to pour her heart out in prayer.

Let's take some time to think about this with our students. What does God want us to do when conflicts arise at school, at home, or at church? When a troublemaker walks up to us wanting to make us feel sad, what should we do? In Matthew 5:9, our Lord says, "Blessed are the peacemakers; for they shall be called the sons of God." How can we be a true peacemaker to solve conflicts among ourselves and our friends? Here are a few principles to think about:

1. **Blaming others only makes conflict worse.**
   In Hannah's case, she could have easily blamed everything on Penninah since she was obviously the troublemaker here. However, Hannah didn't want to make things worse or bring more conflict to her family. She chose to stay quiet and didn't even say a word to her husband. [Have students reflect on any conflict(s) they have had in the past and if blaming others ever worked in making the situation better.]

2. **Conflict brings opportunities for us to glorify God.**
   By handling conflict in the right way, we get a chance to glorify God and become a better person. Out of Hannah's sorrow and pain, she knelt down and prayed to God. She glorified God by trusting that He would take away her pain and solve the problem for her. Because of her faith and undoubting trust, God eventually answered her prayer.

3. **Forgiveness is powerful.**
   By forgiving someone, we let go of our hurt and take in God's comfort wholeheartedly. During Hannah's prayer in the temple, she poured out all her sadness to God and let God comfort her heart. She was able to forgive and have a new start after her prayer. [Ask your students how they have solved their conflicts in the past, and how they can now learn from Hannah to forgive and glorify God.]

It is not easy to be a peacemaker all the time, but it's definitely worth our effort every day, as we want to be called "the sons of God!"

2. Learn to bring everything before God. Understand what makes an effective prayer.

God wants us to bring everything to Him. It is easy to understand the importance of prayer, but hard to make an effective prayer. The following show the essential ways to have an effective prayer:

1. **Examine ourselves.**
   In Psalm 19:14 the psalmist said, "Let the words of my mouth and the meditation of my heart be acceptable in Your sight." Therefore, in our prayers we must examine ourselves to see whether our motives and our hearts are pure and acceptable to Him.

2. **Confess our sin.**
   In prayer, we acknowledge our faults. David acknowledged his sin and sought cleansing and special favor. If we have offended God in word or deed, we should pray to Him for forgiveness (1 Jn 1:9). We must beware of a hardness of heart and bear fruit that befits repentance (Mt 3:8), lest we commit the same wrongdoing again. Remember that God is not to be mocked.

3. **Be humble.**
   "Lord, You have heard the desire of the humble; You will prepare their heart; You will cause Your ear to hear" (Ps 10:17). Remember that the Lord Jesus commended humility in the parable of the tax collector and the Pharisee (Lk 18:10-14). Indeed, He gives grace to the humble, but hides His face from those who exalt themselves.

4. **Have a pure heart.**
   "Flee also youthful lusts; but pursue righteousness, faith, love, peace with those who call on the Lord out of a pure heart" (2 Tim 2:22). We should offer our prayers with pure hearts. Our thoughts should be pure and free from hypocrisy or any evil thoughts. We need to continue this commitment in our daily life.

6. **Pray according to God's will.**
   If we ask anything according to His will, He will grant our requests. Jesus Christ has given us a very good example in His prayer at the garden of Gethsemane: "O My Father, if it is possible, let this cup pass from Me; nevertheless, not as I will, but as You will" (Mt 26:39; Mk 14:36; Lk 22:42). Though we make requests to God in our prayers, we should abandon our own will and submit to His will. We must truly believe that whatever we receive from God will always be the best for us in the long run.

Homework Answer Key

1. "Continue earnestly in prayer." (Colossians 4:2a)
2. B
3. A
4. A
5. Nazirite
6. Eli
7. False; her son would serve the Lord all of his life.
8. True
9. Story Telling Time
10. Answers may vary.

Activities

1 Telephone Game

Objective: To remind students that God hears our prayers.

Instructions

1. Have the students sit in a circle or around a table.
2. Starting with one student, whisper one of the phrases to the right into his or her ear.
3. Have that student whisper the same phrase to the student to his left, and continue around the circle until the last student has told the phrase.
4. Then, have the last student say out loud what he heard, and see how close it is to the original phrase.

Phrases

- God will always hear our prayers.
- It makes Jesus very happy when we pray.
- If we ask anything in Jesus' name, He will do it.
- We can pray anytime: morning, noon, or night.

Remind students that God hears and answers our prayers.

He loves prayers that come from our heart the most!

2 Prayer Log

Objective: To transfer our worries into prayer requests and make them known to God.

Materials

- Colored construction paper or regular white paper
- Pencils

Instructions

1. Take a piece of colored or white paper and fold it in half, and then take what you have and fold it in half again.
2. On the cover, have students write "[Student's name]'s Prayer Book".
3. In each of the four rectangle boxes inside, have students brainstorm and write down their prayer requests (one request per box). Remind them that these prayer requests can be for themselves or others who are in need of our prayers. After several days of praying, the students will record how God answered each prayer request. See examples below:

DATE	PRAYER REQUEST	HOW GOD ANSWERED
September 3	My aunt to get better from her cold	God helped my aunt feel better each day.

DATE	PRAYER REQUEST	HOW GOD ANSWERED
September 3	My anger problem	God helped me to be calm when my little sister scribbled on my homework.

DATE	PRAYER REQUEST	HOW GOD ANSWERED
September 3	My dad to come to church	No answer. Have to keep praying!

4. Students will brainstorm and write down their prayer requests in the classroom, and, later on during the week, record how God has answered their prayers. Remind them to bring this "Prayer Log" back the following week to share with the class.

E1 Year 2 Book 1 Lesson 1—Hannah Prays for a Son

Homework Assignment

Name: _____ **Parent signature:** _____ **Date:** _____

Bible Truth: God listens to our earnest prayers and will answer according to His will.

Lesson Objectives:
1. To learn to bring everything before God in prayer.
2. To be a peacemaker at all times.
3. To learn to keep promises to God and to trust in Him in always.

Bible Reading: Please put a checkmark in the space when you complete the reading each day.
Prayer: Please put a checkmark in the space provided on the days you prayed to God.

	Sun	Mon	Tue	Wed	Thu	Fri	Sat
Bible Reading							
Prayer							

Memory Verse

Please write down this week's memory verse.

(Colossians 4:2a)

_____

_____

What I Learned from the Bible This Week

1. _____

2. _____

3. _____

Homework Assignment

Understanding What You Have Learned

1. Write down the memory verse for this week.

_____

Multiple Choice

2. _____ : What was Hannah unhappy and sad about?
   a. She lost all her jewelry.
   b. She could not have any children.
   c. Her husband didn't love her.

3. _____ : How did Hannah ask for God's help?
   a. She prayed with all her heart.
   b. She threw a big tantrum to ask for a son.
   c. She refused to eat anything to show her anger.

4. _____ : Hannah named her son "Samuel." What is the meaning of this name?
   a. I asked the Lord for him.
   b. I prayed for courage.
   c. God is great.

Fill In the Blank

5. A Jew who vowed not to cut his hair, not to drink any wine, to keep himself holy, and to serve God with all his heart was called a _____.
6. The name of the priest who thought Hannah was drunk in her prayer was _____.

True or False

7. In her prayer, Hannah asked God to give her a son, and in return, she would let her son serve the Lord for 10 years of his life. _____
8. Eli blessed Hannah after he learned that she was not drunk at all, but praying with all her heart. _____

Story Telling Time

9. Tell the story of how Hannah prayed for a son to a friend, a neighbor, or a family member. Once you finish telling the story, have that person check one of the boxes below and sign his/her name.

   ☐ I really enjoyed listening to the story!
   ☐ I only understood part of the story.
   ☐ I didn't understand the story. Can you please tell it again?

   _____
   Story Listener's Signature

Life Application

10. (Draw pictures in the boxes below.) If you could ask God for three special talents to help serve Him more, such as a beautiful singing voice, the willingness to help others, being a peacemaker, etc., what would they be? How would you use these talents to do more for God?

Special Talent #1: _____	Draw a picture to show how you can use this talent for God...
Special Talent #2: _____	Draw a picture to show how you can use this talent for God...
Special Talent #3: _____	Draw a picture to show how you can use this talent for God...

Lesson 2

The Boy Samuel

Before You Teach

Samuel: Priest-in-Training
Samuel "ministered to the Lord before Eli the priest" (1 Sam 2:11). In other words, Samuel was Eli's helper or assistant. In this role, Samuel's responsibilities would have included opening the tabernacle doors each morning (1 Sam 3:15), cleaning the furniture, and sweeping the floors. As he grew older, Samuel would have assisted Eli in offering sacrifices. The fact that he was wearing a linen ephod (a long, sleeveless vest made of plain linen worn only by priests) shows that he was a priest-in-training (1 Sam 2:18).

The Sin of Eli and His Sons
As priests and Levites, Eli and his sons Hophni and Phinehas were entitled to a share of all the offerings brought to the temple. However, Eli's sons abused this privilege when their greed and lust took hold of them. Before the sacrifices were even offered to God on the altar, they began to take their part. They were also eating meat before the fat was burned off. This was against God's laws (Lev 3:3-5). In addition, they committed the great sin of sleeping with the women who served at the tabernacle (1 Sam 2:22).

Although Eli knew that his sons were doing such evil, he did little to correct them or stop them, even when the integrity of God's sanctuary was threatened. According to the law, anyone who defiantly sinned against the Lord had to be cut off from his people (Num 15:30-31), or in other words, put to death. However, because Eli refused to discipline his sons, God exacted His own discipline, taking away the priesthood from Eli's house forever.

Philistines Attack and the Death of Eli
Some years later, when Samuel had grown up, the Philistines attacked Eben-Ezer, eventually capturing the ark of the covenant from the Israelites and killing Eli's sons, who accompanied the ark to battle as priests. Eli, who was ninety-eight and blind, was unaware of this until he asked a man who had come to Shiloh to report on the battlefield events. When Eli was told what had happened, he fell over backwards, broke his neck, and died. He had been a judge over Israel for a total of forty years.

Bible Text

1 Samuel 2:12-20; 3:1-21

Bible Truth

God punishes the wicked but rewards the faithful.

Lesson Objectives

1. To learn to do right even when others are doing wrong.
2. To learn to continue serving God with obedience and follow Jesus with a pure heart.

Memory Verse

"Do not grow weary in doing good."

(2 Thessalonians 3:13b)

Prayer

In the name of the Lord Jesus Christ, we pray. We thank You, Lord, for guiding us and protecting us in this past week. Today is Your holy Sabbath, and we have come here to worship You and learn Your word. Please guide us today as we learn about Samuel and how he chose to do right even when others around him were doing wrong. Please give us the strength and wisdom to do right all the time. Hallelujah! Amen.

Understanding Your Students

Eli's sons and Samuel all served in the temple. Eli's sons did evil things in the sight of the Lord, but Samuel did not follow in their ways and instead chose to serve God faithfully. The results of their actions were evident: Eli and his sons were destroyed in the end, while Samuel became the prophet of the Lord, beloved by God and men.

This week, you will help your students understand that the wicked will be punished, but the good will be blessed. Your students may already be experiencing the pressures of conforming to the people around them. They will find that choosing to do what is right is not always easy. Encourage students to share their experiences of choosing to do what is right even when under peer pressure from their friends. Help your students remember that doing the right thing is always worthwhile. Even though we can't always see the value of it right away, at some point God will reward our efforts. God's word says, "Let us not grow weary while doing good, for in due season we shall reap if we do not lose heart" (Gal 6:9).

Your students may feel lonely for being the few who choose to do what is right. They may feel that no one understands the frustration they feel and that things aren't fair. But God understands them and cares for them very much. No matter what others may do, God wants us, His children, to do what is right. When it seems easier to cheat on a test or not to say grace in front of their school friends, the students can talk to the Lord about how they feel. He understands us and will give us the strength to do what is right.

Vocabulary

priest: someone in charge of worship; he offered sacrifices
prophet: a messenger who spoke for God; he told people what was going to happen and what God wanted them to do
greed: wanting more than one deserves
ephod: a garment normally worn by priests

Review

Last week, we learned about a very special woman named Hannah. Why was Hannah so sad in the beginning of the story? (She had no children.) Who would always tease her because she didn't have any children? (Peninnah, the other wife.) But Hannah had a husband who loved her very much. Every year they would go to the house of the Lord to offer sacrifices. One time they went, Hannah did something very important. What did she do? (She prayed to the Lord for a son.) After she had prayed to the Lord, she went home happy and feeling much better. Not long afterwards, the Lord gave her the son she had prayed for! What did we learn from Hannah's story? (That we can pray to God about anything. He knows us and understands us, and most importantly, He loves us very much. He will listen to our prayers and do what is best for us.)

This week, we will learn about the boy Samuel and how he grew up in the house of the Lord. Eli's sons also served in the house of the Lord; however, they were very different from Samuel. What do you think they did that made them very different from the beloved Samuel? [Encourage students to make predictions of the personalities or character of Eli's two sons.] The Lord loved Samuel because he was good and did what was right, but the Lord was unhappy with Eli's sons because they purposefully did evil things.

Bible Story

Eli's Evil Sons

Do you know what a priest did back in that time? [Pause for students to answer.] A priest was in charge of the worship and offered sacrifices to God. It was an important job in God's temple. Priests had to keep themselves holy at all times to serve the Lord. Even though Eli's two sons Hophni and Phinehas were priests in God's temple, they served themselves instead of God. Eli's two sons used their power and authority for their own gain. They took the offerings of the Israelites and ate them. The Lord did not like their terrible greed because it showed that they had no respect for the sacrifices the people offered, and, most importantly, that they had no respect for God.

Hannah Visits Samuel Every Year

While Eli's sons were doing evil against God and the people, the boy Samuel grew in stature and in wisdom in the temple. Not only was he growing taller, he was also becoming wiser. Samuel lived in the temple at Shiloh. He served the Lord faithfully and wore special linen clothing, called an ephod, just as the priests did. Each year, his mother Hannah would come with her husband to offer sacrifices, and she would bring Samuel special clothes and an ephod she had made for him. Even though she only saw him once a year, she wanted to show her love and let him know how much she missed him.

Eli the priest would give Elkanah and his wife his blessing. He would say, "Samuel was born in answer to your prayers, and you have given him to the Lord. May the Lord bless you with more children to take his place." Indeed, God later blessed Elkanah and Hannah with two daughters and three more sons. From Hannah's example, we learn that when we make a vow to God, it's very important that we follow through with what we have promised Him. When we keep our promises, God will then bless us even more.

The Lord Speaks to Samuel

Samuel served the Lord by helping Eli the priest. He was young and didn't have his father, mother, sisters, or brothers around, but God watched over and loved him daily. God allowed Samuel to grow in good health; he grew taller and taller with each passing year. God also gave him wisdom. When we feel lonely and unloved, we can remember that God is always there to care for us, just like He cared for Samuel.

Samuel was an obedient boy who listened to Eli. Even though Eli's evil sons were older, Samuel did not follow their bad example. He did not eat from the offerings of the people, but continued to serve God before Eli. We can imagine how hard it must have been for the young Samuel not to give in to the bad influence from Eli's two sons. What do you think you would do if you were in Samuel's shoes? Would you act any differently? [Encourage students to think-pair-share.] As young as Samuel was, his absolute loyalty was to Eli and to God first.

In those days the Lord did not often speak to people or appear to them in dreams. One night, Eli, who was almost blind, was in bed. Samuel was sleeping on a mat in the place of worship. The lamp was still burning when the Lord called out to him.

Samuel answered, "Here I am." He thought Eli was calling him. Samuel did not grumble, complain, or do things slowly. Even though it was late and he was already sleeping, Samuel answered quickly, got up, and ran to Eli. He was young, but he was still a very faithful servant. When he reached Eli, he said, "Here I am, sir. What do you want?" Samuel was not only ready to get up and come to Eli, but also ready to do anything else Eli asked him to do.

Eli replied, "I didn't call you. Go back to bed." So Samuel went back. Samuel was gentle and good-mannered because he didn't get angry after being called for no reason.

Once more, the Lord called Samuel's name. Samuel got up and went to Eli and said, "Here I am. What do you want?" We can see that Samuel was very patient. He did everything he did the first time without arguing.

But Eli told him, "Son, I didn't call you. Now go back to sleep."

Since this was the first time the Lord had spoken to Samuel, he did not realize it was the voice of the Lord and not Eli. When the Lord spoke to him a third time that night, Samuel again went to Eli and said, "Here I am. What do you want?" This shows us that Samuel was also caring. Even though he had been called two times before for no reason, he still was willing to get up a third time to serve Eli.

Eli now knew that it was the Lord who was speaking to Samuel, and Eli told him, "Go back and lie down. If someone speaks to you again, answer, 'Lord, I am Your servant. Speak, and I will listen.'" Once again, Samuel went back and lay down.

The Lord came and stood beside Samuel. He called out as He had done before, "Samuel! Samuel!"

The boy replied, "Lord, I am Your servant. Speak, and I will listen." It must have seemed strange for Samuel to answer from his bed instead of going over to see Eli, but he obeyed Eli's instructions. Because he obeyed, he was able to receive an important message and prophecy from God.

The Lord said, "Samuel, I am going to do something that will shock everyone who hears about it! I will punish Eli and his family, just as I promised. He knew what terrible things his sons were doing, and he did not try to stop them, even though I said I would punish his family forever. I warned Eli that sacrifices and offerings could not wipe away the terrible things his family had done."

Samuel Tells Eli About the Vision

We can imagine that Samuel must not have slept very well in the night, after getting up three times to go see Eli and then listening to God's words. Yet, he was responsible with his duties and got up to open the temple doors in the morning. We sometimes find excuses not to do our chores, but we should learn to be like Samuel and do our duties even though we may not feel like it. Even though nobody else may be watching, God knows and He will reward us for our service.

Samuel was afraid to tell Eli what the Lord had told him. But Eli sent for him and said, "What did the Lord say to you? Tell me everything! May the Lord punish you severely if you do not tell me every word He said!"

Samuel told Eli everything and did not keep anything secret. Eli spoke again, "He is the Lord and will do what He knows is right." Eli knew that the Lord was a just God. He didn't dare to say anything else to defend his sinful sons.

The Lord Is with Samuel

God was with Samuel as he continued to grow up because he was an obedient and responsible servant to Eli. The Lord made everything Samuel said to Eli come true.

When the Philistines later attacked the Israelites, Eli's two sons died on the battlefield at the same time. They were punished for their wickedness against the Israelites and against God. When a messenger brought this bad news to Eli, he fell off his chair and died the same day. In contrast to the sad ending of Eli's family, Samuel became an important prophet with God's abiding power. Everyone in the country, from the city of Dan in the north to the city of Beersheba in the south, knew for sure that Samuel was the Lord's prophet. At Shiloh, the Lord continued to speak to Samuel and worked with him to guide the Israelites.

Check for Understanding

1. **What did Samuel do while he lived at the temple in Shiloh?** He served the Lord by helping Eli.
2. **What happened one night as Samuel was sleeping?** The Lord called to him.
3. **What did the Lord tell Samuel He would do?** Punish Eli and his family.
4. **Why was the Lord going to punish Eli and his family?** Eli's sons were doing terrible things, and Eli didn't try to stop them.
5. **When Samuel grew up, everyone knew that he was...** the Lord's prophet.
6. **Why did God choose Samuel instead of Eli's sons to be His prophet?** Samuel always did what was right in the eyes of God, but Eli's sons sinned against God.
7. **What happened to Eli and his two sons in the end?** Eli's two sons died on the battlefield at the same time, and when Eli heard the news, he fell off his chair and died on the same day.

Memory Verse Practice

Please reinforce the memory verse every week.
You can practice the memory verse with your students anytime during class.

"Do not grow weary in doing good." (2 Thessalonians 3:13b)

Spiritual Teaching & Life Application

1. Continue serving God with obedience.

While Eli's sons were sinking further and further into disobedience and sin, Samuel was growing into a person whom God could use. The Bible said that during this period of Israel's history, "the word of the Lord was rare in those days; there was no widespread revelation" (1 Sam 3:1). However, it was through Samuel that God revealed His purpose by way of a prophecy concerning the family of Eli and his two sons Hophni and Phinehas.

When God called Samuel as he was lying down, Samuel thought it was Eli calling. Samuel ran to Eli to see what he wanted. Do you know what this tells us about Samuel? He had an obedient and willing spirit to serve. He was eager to be of service even though his sleep had been interrupted. Even though he was young, he had already learned to minister (1 Sam 2:11). On Eli's instruction at the fourth calling, he answered God: "Speak, for Your servant hears" (1 Sam 3:10). Notice the choice of words used by Samuel in his reply to God. "Your servant hears" shows his understanding of the greatness of God, his humble position in the sight of God, and his willingness to listen to God and His word.

Samuel is indeed a great example of what attitude we should have toward God when we serve. It is those who have a willing and servant's heart whom God can use. You are never too young to serve God. You are never too young to be used by Him. The key is to be faithful and willing to serve Him.

When God told Samuel to tell Eli that his family was going to be judged because of the sin his two sons had committed, Samuel was afraid (1 Sam 3:15). It was a challenge for Samuel to give bad news to Eli, who was much older than he. In spite of his fear and despite what Eli's sons were doing, Samuel didn't go home and quit; he continued to be obedient and kept himself pure and upright. We need to continue serving God with an obedient heart no matter what may happen. Samuel remained faithful and obedient to the calling God had placed on his life. Like in Samuel's case, there is nothing easy about serving the Lord, but we need to be faithful and obedient in serving the Lord in the house of God.

2. Rely on God's power to resist peer pressure.

Children as young as three already face peer pressure on a regular basis either in the classroom or on the playground. It is extremely important for us to encourage our students to rely on God and to find the courage to say "no" to peer pressure. Even when everyone is doing the wrong thing, we, as children of God, want to follow the boy Samuel's footsteps and not waver from what is right. [Take some time for students to share their experiences with peer pressure at school and how they have handled them. Did they succeed in doing the right thing after all or did they do what their friends told them to do?] Brainstorm some of the ways that the students can respond to peer pressure, and write them down on the board. After letting students compile their own list, compare it with the following list to explore more ways to stay strong in the face of peer pressure:

1. Say a silent prayer to ask God for courage to say "no"
2. Say no and leave
3. Change the subject
4. Ignore the person and walk away
5. Suggest an alternative
6. Say you're not allowed
7. Give a reason why you can't
8. Give a reason why it's not a good idea
9. Go hang out with someone else
10. Keep praying to God for more strength to stay firm

If class time allows, please discuss a few of the following scenarios with the students, and talk about how they can best handle the different types of peer pressure.

- It's quiet reading time in class. Your friend tries to distract you from reading quietly on the carpet. What do you do?
- You are having recess at school. Your best friend tells you that he saw a cool object sitting on the teacher's desk. He wants you to sneak back into the classroom to get that object. What do you do?
- You are at school taking a test. The person sitting next to you is cheating and offers the test answers to you. What do you do?
- It's getting dark and you're playing outside. Some of your friends decide it would be fun to throw rocks at some cars. What do you do?

Saying "no" to your friends is not an easy thing to do. We sometimes also make mistakes in pressuring our friends to do things that are not so good, but bring pleasure to us. Let's continue to pray for one another and ask God to help us stay alert and strong so we can keep doing what is right in His eyes. Remember, God will reward us in the end for making the right choice!

Activities

1 Warning Signs

Objective: To remind students that God gives us warning signs to keep us safe.

Materials

- Copies of the activity handout, one for each student

Instructions

Before class, print or make copies of the handout for each student.

1. Give each student a copy of the handout, and have them examine the pictures.
2. Explain to the class that each picture is a sign that gives us a warning. See if they can identify each warning.
3. After everyone has had a chance to make their guesses and write down their answers, go over each picture and let the students know the answers.

The signs shown on the handout are as follows:

Don't Smoke	Keep Away from Children (medicine)	Stop
Do Not Enter	Railroad Crossing	Yield
Curving Road	Caution, stairs	Hazardous Waste
Poison	School Zone	Slippery When Wet

Ask students if they have ever seen signs that give us warnings. There are also warnings we get from people around us. For example, when a teacher sees students running in the hallway, she tells them not to run but to walk so that no one gets hurt. When a mother sees her child playing in the kitchen, she gives warnings to the child and stops such behavior, so that no one gets hurt in the kitchen. These warnings actually help to protect us and others. Therefore, they are extremely important.

Do you notice that warnings do not just come from signs or people around us? The Bible is also full of warnings, and they are just as important. In fact, they are more important, because obeying the warning signs in the Bible not only protect us, they make us better people. The Bible says, "Therefore you shall be careful to do as the Lord your God has commanded you; you shall not turn aside to the right hand or to the left. You shall walk in all the ways which the Lord your God has commanded you, that you may live and that it may be well with you, and that you may prolong your days in the land which you shall possess" (Deut 5:32-33).

Where can we find the warnings that God gives us? (By reading the Bible and learning more about Jesus.)
How can we know what the Lord's will is? (By knowing what the Bible says, and by allowing the Holy Spirit to direct us in our actions.)

2 Samuel Loved God, Do You?

Objective: To identify actions that show love for God and actions that don't.

Materials

- Poster board
- Markers

Instructions

Samuel showed his love for God by being good. Take some time to brainstorm with students what actions of ours can show love for God and what actions can't.

1. Split your students into groups of 3 or 4 with one student from each grade. The older ones can help with the writing.
2. Draw a line down the middle of the poster board, making two columns. In the left column, the students can list actions that show love for God. In the right column, they can list actions that don't show love for God.

I CAN SHOW LOVE FOR GOD BY:	I DO NOT SHOW LOVE FOR GOD BY:
Singing hymns	Being selfish
Helping the poor	Lying to others
Reading the Bible	Fighting with my brothers and sisters
Praying to God	Playing when I should be doing my homework

3. At the end of class time, have students come up to the front to share their posters.

Homework Answer Key

1. "Do not grow weary in doing good." (2 Thessalonians 3:13b)
2. A
3. C
4. A
5. ephod
6. three
7. False
8. True
9. Draw pictures to tell the story
10. Answers may vary.

What do these warning signs mean?
See how many you know and write down your answer.

E1 Year 2 Book 1 Lesson 2—The Boy Samuel

Homework Assignment

Name: _____ **Parent signature:** _____ **Date:** _____

Bible Truth: God punishes the wicked but rewards the faithful.

Lesson Objectives: 1. To learn to do right even when others are doing wrong.
2. To learn to continue serving God with obedience and follow Jesus with a pure heart.

Bible Reading: Please put a checkmark in the space when you complete the reading each day.
Prayer: Please put a checkmark in the space provided on the days you prayed to God.

	Sun	Mon	Tue	Wed	Thu	Fri	Sat
Bible Reading							
Prayer							

Memory Verse

Please write down this week's memory verse.

(2 Thessalonians 3:13b)

_____

_____

What I Learned from the Bible This Week

1. _____

2. _____

3. _____

Homework Assignment

Understanding What You Have Learned

1. Write down the memory verse for this week.

_____

Multiple Choice

2. _____ : What was a priest's job?
   a. He took charge of worship and offered sacrifices for people.
   b. He cooked food for people to eat after their worship.
   c. He collected money from people who came to worship in the temple.

3. _____ : What did Samuel do after he went to live with the priest Eli in the temple?
   a. He went to school every day.
   b. He didn't do anything but sleep and eat in the temple.
   c. He became Eli's trusted helper in the temple.

4. _____ : What did God tell Samuel in the vision?
   a. He would punish Eli and his two sons for all the wrong things they had done.
   b. He was mad about the Israelites because they didn't listen to His words.
   c. He would reward Samuel and make him the next king.

Fill In the Blank

5. When Hannah went to see Samuel every year, she would make a new vest-like garment for Samuel to wear. This special garment is called an _____.
6. God called Samuel _____ times before he realized it was God calling him.

True or False

7. Hannah regretted giving Samuel to God, and she cried every day because she wanted to get her son back. _____
8. Eli's two sons did evil things in the eyes of God and later got punished for what they did. _____

Drawing Time

9. Use your imagination and draw the scenes in the spaces provided below. Use your pictures to tell the story!

Storyline	Draw your picture(s) here:
The boy Samuel helping Eli in the temple.	

Eli's sons did evil things to make God sad.	
God called Samuel three times and talked to him in the vision.	

Life Application Questions

10. Are there ever times when the people around you are doing what is wrong, but you want to do what is right?

_____

_____

_____

_____

The next time you find that it is hard to do what is right, what will you do?

_____

_____

_____

_____

Lesson 3

Eli's Wicked Sons

Before You Teach

Priesthood
In the time of Moses, God chose Aaron and his descendants to be His priests. The priesthood was passed from father to son for generations. Eli and his sons were descendants of Aaron and, therefore, served as priests before God.

The duty of priests included caring for the temple, instructing the people about God's teachings, and administrating the offerings. Their lives centered on the service of God, and in return, their needs were provided by God and the community of worshippers.

Unfortunately, Eli's two sons Hophni and Phinehas abused their status as priests and did not obey or show reverence towards God. They openly disobeyed the commandments of God in front of all the people during the Israelites' journey through the wilderness. Their bad behavior also impacted those who came to make offerings to God and ruined the reputation of God's servants before the nation.

God's anger burned against the two evil priests as they continued in their wicked ways. God rejected their service and instead selected for Himself a new priest to serve Him faithfully: the young Samuel.

Sacrificial Burning of Fat
When priests were consecrated, it was a custom to burn the fat of bulls (Ex 29:10-13); that is, the fat of male animals without defect that would be consumed during the burnt offering (Lev 1:1-13). The fat produced "a sweet aroma to the Lord."

All the fat of the various offerings belonged to the Lord and could not be eaten and had to be burned on the altar (Lev 3:1-17; 4:19, 26, 31, 35). The burning of the fat showed the Israelites' reverence for God and their desire to offer the best part of their possessions to God.

Understanding Your Students

Students at this age begin to notice their parents' faith in practice, as well as the labor and behavior of church workers and believers. The ranging levels of faith and biblical or spiritual knowledge in the church, combined with the trials and temptations believers encounter, can be confusing to students as they try to make sense of certain attitudes or conduct that may not closely reflect godly principles.

This lesson shows students that God is always watching, and He will repay each person according to what he does. They will understand that even workers of God are not immune to God's correction and punishment if they are unrepentant and continue in their wickedness. Motivate your students to follow Samuel's example to serve God faithfully and to ask God for guidance and protection.

Bible Text

1 Samuel 1-2; 4

Bible Truth

God punishes those who sin and won't repent, but protects and guides those who do what is right before Him.

Lesson Objective

To understand that God punishes the wicked and protects the righteous.

Memory Verse

"The way of the ungodly shall perish."

(Psalm 1:6b)

Prayer

In the name of the Lord Jesus Christ, we pray. Blessed and loving Lord, we thank You and praise You for bringing us together this week to learn from Your word. We ask Your Holy Spirit to help us learn about Eli's wicked sons, and to understand how You punish those who do wrong and won't repent but protect those who do what is right in Your eyes. Heavenly Father, we pray that You will fill us with Your love and strength so that we can practice today's lesson in the coming weeks. Hallelujah! Amen.

Vocabulary

weep: to cry
rebuke: to correct
wean: to stop a baby from breast-feeding
fulfill: to follow through with, complete
wicked: evil
ephod: clothing made from linen

Bible Story

Samuel's Birth
Samuel's story begins with his mother Hannah. Before she became pregnant with Samuel, Hannah was very sad because she could not have children. Her husband Elkanah's other wife Peninnah was able to have children.

One year, when the whole family went to worship God at a place called Shiloh, Hannah wept and prayed to the Lord. She asked God to give her a son, and she promised to dedicate the child to serve God all his life.

Hannah was so concentrated and sad in her prayer that her mouth moved but there was no sound. The old priest Eli who was standing near her thought that she was drunk and rebuked her. Hannah explained her problem to the old priest. Eli replied, "Go in peace, and may the God of Israel grant you what you have asked of Him."

After the family returned home to Ramah, God remembered Hannah's prayer and answered it. God let her have a son. She called him Samuel, which in Hebrew means "heard by God," because God had heard her prayer.

After Hannah received the son she had prayed for, do you think she wanted to give him away to God? Imagine what it would feel like to give God what you love and care about the most. Even though it must have been very hard, Hannah kept her promise. She took care of Samuel until after he was weaned.

Then, she fulfilled her promise to God by taking her son, a three-year-old bull, flour, and wine to Shiloh. After the offering, Hannah brought little Samuel to the old priest Eli and said, "As surely as you live, my lord, I am the woman who stood here beside you praying to the Lord. I prayed for this child, and the Lord has granted me what I asked of him. So now I give him to the Lord. For his whole life he will be given over to the Lord." Because of God's miracle and Hannah's answered prayer, Eli worshipped God and Hannah sang to God.

Hannah and the rest of the family returned home, but the boy Samuel served the Lord under the guidance of Eli the priest.

The Wicked Sons of Eli
The old priest Eli had two sons: Hophni and Phinehas. Even though they were priests like their father, they were wicked and did not know God. They did not respect God and stole from the offerings the people brought to the temple. The offerings were not for the priests to enjoy, but for God to accept.

The two wicked priests would send their servant to pick sacrificed meat from the pot using a large fork. They would use their servant to order the people making the sacrifice to give them the raw meat before the fat was completely burned off. Because the fat was the most fragrant part of the offering, the fat had to be completely burned as a sacrifice to God.

In the time of Moses and Aaron, God had commanded that all the fat be sacrificed to Him and that none of it was to be eaten by anybody, not even the priests (Lev 3:16-17).

Even though God had chosen the fat for Himself, He also provided food for the priests. The priests were allowed to eat the breast and thigh meat (Lev 7:31-32). Eli's sons didn't care about God's offering; they wanted to take the meat that still had fat, even if they had to take it by force.

Eli's two sons were so wicked and their hearts so hardened that they didn't care or feel guilty that they were seizing the offerings that were brought for God and that they were stealing from the people who came to worship God. Do you think God was happy with Eli's two sons? No, God was very angry because they did not fear God nor obey His commands, thereby setting a very bad example for the people.

Samuel's Childhood Ministry
Samuel was very young when he started serving God. He wore clothing made of linen, called an ephod. His parents would come to visit him when they came to offer their yearly sacrifice. Eli blessed Samuel's parents, saying, "The Lord give you descendants from this woman for the loan that was given to the Lord."

Can you guess how God blessed Hannah for offering her son to God's service? She gave birth to three more sons and two daughters. During this time, Samuel continued to grow before God.

Prophecy Against Eli's Household
As Samuel grew up, Eli became older and older. He heard about all the evil things his sons did to all the people of

Israel. Eli said to them, "Why do you do such things? For I hear of your evil actions from all the people. No, my sons! I'm not hearing good things about you. You make the Lord's people sin. If one man sins against another, God will judge him. But if a man sins against the Lord, who will intercede for him?"

Even though their father warned them to repent because of his love for them, they didn't listen to or obey Eli. Their wickedness made God angry and He resolved to punish them with death.

While God was displeased with Eli's sons, He was pleased with young Samuel. Samuel grew taller and taller, and he gained favor with the Lord and with men.

A man of God came to Eli and said to him, "The Lord says, 'Did I not clearly reveal Myself to the house of your father when they were in Egypt in Pharaoh's house? Did I not choose him out of all the tribes of Israel to be My priest, to offer upon My altar, to burn incense, and to wear an ephod before Me? And did I not give to the house of your father all the offerings of the children of Israel made by fire?"

The father that the man of God mentioned was Moses' brother Aaron. Aaron and his descendants had been chosen by God to serve as His priests. Eli and his sons belonged to Aaron's family, and all of them served as priests.

The man of God said, "'Why do you kick at My sacrifice and My offering which I have commanded in My dwelling place, and honor your sons more than Me, to make yourselves fat with the best of all the offerings of Israel My people?' The Lord God of Israel says: 'I said indeed that your house and the house of your father would walk before Me forever.' But now the Lord says: 'Far be it from Me; for those who honor Me I will honor, and those who hate Me shall be hated. The days are coming that I will cut off the men in your house.'"

The man of God continued: "Now this shall be a sign to you that will come upon your two sons, on Hophni and Phinehas: in one day they shall die, both of them. Then I will raise up for Myself a faithful priest who shall do according to what is in My heart and in My mind. I will build him a sure house, and he shall walk before My anointed forever."

God promised Eli that He would punish Eli's wicked sons, Hophni and Phinehas, and that He would raise up and bless Samuel.

The Ark of God Is Captured and Eli's Sons Die

It came to pass that the Israelites unsuccessfully went to battle against the Philistines, who defeated four thousand men from the Israelite army.

When the Israelites had come back into the camp, the elders of Israel said, "Why don't we bring the ark of the covenant of the Lord with us—it may save us from the hand of the enemies." So the people brought out the ark of the covenant.

At the beginning, the Philistines were very afraid of the ark of the covenant, but they decided to keep fighting against the Israelites. At the end of the battle, the Israelites were defeated, the ark of the covenant was captured and the two sons of Eli, Hophni and Phineshas, died. Israel had lost thirty thousand foot soldiers.

That same day, a man from the tribe of Benjamin ran from the battlefield and told Eli what had happened.

Eli was ninety-eight years old at the time, and his eyes were so dim that he could not see. When the man told him how his two sons had died and how the ark of the covenant had been captured, Eli fell backward off his seat by the side of the gate, fatally breaking his neck.

His daughter-in-law, Phinehas' wife, was pregnant and due to deliver the baby. When she heard the news that the ark of God had been captured and that her father-in-law and her husband were both dead, she went into labor and gave birth to a son.

As the baby came out, she died and the midwives who helped her with the delivery named the child Ichabod, saying, "The glory of God has departed from Israel!" because the ark of God had been captured and because of the death of her father-in-law and her husband.

Check for Understanding

1. **What were the names of Samuel's parents?** Elkanah and Hannah.
2. **How did Hannah become pregnant with Samuel?** She prayed to God and He answered.
3. **What promise did Hannah make about her baby?** She would bring him to serve God all his life.
4. **How did God bless Hannah for keeping her promise?** He gave her three more sons and two daughters.
5. **What kind of boy was Samuel?** He served God in his youth and gained favor with God and men as he grew.
6. **What were the names of Eli's two wicked sons?** Hophni and Phinehas.
7. **What evil did Eli's sons do before God?** They stole the raw meat and fat that had been brought as offerings to God.
8. **How did Eli react when he heard about what his sons were doing?** He rebuked them for sinning against God.
9. **What did the man of God prophesy about Hophni and Phinehas?** They would both be killed in one day.
10. **What did the man of God prophesy about Samuel?** God would raise him up to serve as a faithful priest that would obey Him and walk in His ways.

Memory Verse Practice

Please reinforce the memory verse every week.
You can practice the memory verse with your students anytime during class.

"The way of the ungodly shall perish." (Psalm 1:6b)

Spiritual Teaching & Life Application

God punishes those who sin and won't repent, but protects and guides those who do what is right before Him.

Eli's sons Hophni and Phinehas were wicked priests who didn't know God, stole meat from burnt offerings, and slept with women at the door of the tabernacle. "Now the sons of Eli were corrupt; they did not know the Lord" (1 Sam 2:12). "And if the man said to him, 'They should really burn the fat first; then you may take as much as your heart desires,' he would then answer him, 'No, but you must give it now; and if not, I will take it by force'" (1 Sam 2:16). "Now Eli was very old; and he heard everything his sons did to all Israel, and how they lay with the women who assembled at the door of the tabernacle of meeting" (1 Sam 2:22). They were priests, but they had no fear of God. Not only did they take advantage of their position, they even took part of the sacrifices before they were offered to God on the altar and before the fat was burned off, which was against God's laws (Lev 3:3-5).

Eli talked to his sons about it and tried to get them to change their ways. "Nevertheless they did not heed the voice of their father, because the Lord desired to kill them" (1 Sam 2:25b). Before the two sons were killed, God sent a man of God to tell Eli that God would consume his eyes, grieve his heart, and make sure that all of his descendants would die young (1 Sam 2:27-33).

Then, just in case the first message didn't get through, God sent another message to Eli through the boy Samuel.

And it was the same horrifying message: God would make everyone's ears tingle by punishing all of Eli's unborn descendants for the sins of his sons (1 Sam 3:11-13).

Samuel delivered the message to Eli, but Eli didn't do anything more to warn his sons. He just let his sons continue to do wicked things and ignore the duties of a priest. This was a serious sin in God's eyes. Therefore, God took the necessary action of punishing them that Eli would not. The Bible said that Eli honored his sons above God by letting them continued in their wicked ways.

And that's where the Philistines came in. God used them to kill Eli's sons, along with 34,000 Israelite soldiers.

In the first battle, the Israelites lost 4,000 men (1 Sam 4:2). The Philistines defeated Israel, "and every man fled to his tent. There was a very great slaughter, and there fell of Israel thirty thousand foot soldiers" (1 Sam 4:10). The ark of God was taken, and the two sons of Eli, Hophni and Phinehas, were killed (1 Sam 4:11).

Eli should have disciplined his sons early on. It was unfortunate that Eli's family perished, but there was a shining light in that era. The Bible said that Samuel grew in favor with God (1 Sam 2:18-21). Samuel was set apart and dedicated to God since birth. His mother was a godly mother who had dedicated Samuel to God. Samuel remained faithful and obedient to the calling God placed on his life. Like Samuel, we need to be faithful and obedient in serving the Lord in the house of God.

Question
When our parents or teachers try to correct us when we have made a mistake, how do we react? What helps us to listen and change? What keeps us making the same mistake again?

Testimony: Fit to Throw Out the Trash

A brother in Danshui Church in Taiwan was in charge of taking out the church trash twice a week, among other church duties. He would go to church two evenings a week and make sure that all the trash bins were emptied and that all the garbage was ready to be collected at the preset times.

He had been serving church for a while and had grown confident in his position at church and in all the holy work he was assigned to do. During this period of time in his life, he had started secretly doing things that would not please God. He thought that nobody knew what he was doing, so he could continue doing holy work like he always had.

One night, he arrived at church and realized that he had forgotten his church key at home. Since there was nobody around, he decided to just jump over the fence to get into church and take out the trash.

He got on top of the fence and was ready to jump into the church yard. Suddenly, he felt a strong force push him off the fence away from the churchyard and he fell on his face. For two hours, he could not move or get up because the force would not allow him.

The brother spent those two long hours thinking about all the secret things that he had done to displease God. He realized how much he had saddened God, and his eyes filled with tears. In his heart, he prayed to God, repenting wholeheartedly and asking for forgiveness. Even though nobody knew what he had been doing, God knew. He understood that if he continued to sin against God, God would not even allow him to carry out a simple church duty like throwing out the trash. God wants noble vessels that are pure and willing to serve with humility and love. It was because of God's love and mercy that the brother was being disciplined so that he could realize his mistake and correct it.

After two hours of praying, repenting, and weeping, the force disappeared and the brother was able to get up. From that day on, he changed all his bad habits and testified about this lesson to other believers. He had learned that we must fear, honor, and obey God even in the smallest duty we do for church, and even when nobody else is watching.

Review Questions

1. What were some of this brother's mistakes?
2. How do we know God was watching him when nobody else was watching?
3. How did this brother correct his mistakes?
4. How is this brother's experience similar to the story of Eli's sons?

Homework Answer Key

1. False; Elkanah and Hannah
2. True
3. False; she would bring her child to serve God all his life.
4. three, two
5. served, favor
6. B
7. A
8. C
9. B
10. A

Activities

1 Offering the Fat of Sacrifice

Materials

- 1 small bag of crackers (or other small-sized crackers) per student
- 1 large chocolate bar per student, and two or three extra chocolate bars
- 1 small disposable bowl per student
- 1 small bag per student (preferably dark so the contents are hidden)
- 1 large pot with a lid

Preparations
1. Fill each disposable bowl with the bag of crackers.
2. Top each bowl with one large chocolate bar.
3. Label the large pot "Altar."
4. Place the two or three extra chocolate bars into the pot and cover it with the lid.
5. Place the pot outside the classroom on a table or chair (close to, but not visible from, the classroom).

Instructions
1. Distribute one bowl of crackers and chocolates and one small bag to each student.
2. Review what Eli's wicked sons did wrong when it came to God's sacrifices and what should be the correct attitude.
3. Ask the students to think of their bowl of treats as a sacrifice to God and the pot as the altar.
4. Tell the students that they will all go out of the classroom one at a time.
5. At the pot, each student gets a chance to make one of three choices without anybody observing them:
   a) They can place a part of their treats into the pot.
   b) They can keep the treats they have.
   c) They can take treats out of the pot.

   After they've made their selection, they must cover the pot again and either eat what remains in their bowl or put the bowl away in their small bag.
6. Once they're done, they must go back into the classroom. Then, the next student goes out to the pot.
7. The students who remain in the classroom must keep quiet and work on their memory verse until all the students have had their turn at the pot.
8. When every student has finished the exercise, bring the pot back in and review the results with the students. Ask students for feedback about what could motivate them to make each of the three choices.
9. Let the students brainstorm specific ways they can "offer their best" to God at home, at school, or at church during the upcoming week.
10. Distribute the remaining crackers in the pot among the students.

2 Who Are You?

Materials
- Index cards
- Marker
- Bell

Preparations
Using the marker, label the cards with each of the characters in this lesson's story (Hannah, Elkanah, Eli, Hophni, Phinehas, the servant, Samuel, man of God). There should be enough labeled index cards to match the number of students.

Instructions
1. Distribute the identity cards among the students. Students must not share their assumed identity with other students.
2. Divide the class into two even groups and line them up facing each other.
3. Students can ask the student standing across from them three questions to find out which character the other student is. The answering student can only respond with a "Yes" or a "No."
4. The student who correctly guesses the other student's identity makes a tally on their own identity card.
5. Ring the bell every 30 to 40 seconds. When the bell rings, the students in one row must move one space to the right (down the row) to face the next student (even if they have not finished asking or guessing).
6. The student(s) who guesses the most identities correctly (and therefore has the most tallies) wins.

E1 Year 2 Book 1 Lesson 3—Eli's Wicked Sons

Homework Assignment

Name: _____ **Parent signature:** _____ **Date:** _____

Bible Truth: God punishes those who sin and won't repent, but protects and guides those who do what is right before Him.

Lesson Objective: To understand that God punishes the wicked and protects the righteous.

Bible Reading: Please put a checkmark in the space when you complete the reading each day.
Prayer: Please put a checkmark in the space provided on the days you prayed to God.

	Sun	Mon	Tue	Wed	Thu	Fri	Sat
Bible Reading							
Prayer							

Memory Verse

Please write down this week's memory verse.

(Psalm 1:6b)

_____

_____

What I Learned from the Bible This Week

1. _____

2. _____

3. _____

Homework Assignment

Understanding What You Have Learned

True or False

1. Samuel's parents were called Abraham and Sarah. _____

2. Eli met Hannah when she was praying to God for a child. _____

3. Hannah promised that she would keep her baby and take good care of him. _____

Fill In the Blanks

4. God blessed Hannah by giving her _____ more sons and _____ daughters.

5. Samuel _____ God since his childhood. As he grew, he gained _____ with God and with men.

Multiple Choice

6. _____ : Eli's two wicked sons were called _____.
   a. Aaron and Moses
   b. Hophni and Phinehas
   c. Cain and Abel

7. _____ : Eli's wicked sons sinned against God by stealing _____.
   a. Raw meat and fat
   b. Bulls and lambs
   c. Incense and oil

8. _____ : When Eli heard what his sons were doing, he _____.
   a. Praised them
   b. Ignored them
   c. Told them to turn back from their evil ways and repent

9. _____ : The man of God prophesied that Hophni and Phinehas would _____.
   a. Get more meat offerings
   b. Die on the same day
   c. Be stoned by the people

10. _____ : The man of God prophesied that Samuel would _____.
   a. Serve as God's faithful priest
   b. Become Hophni's servant
   c. Help Eli the priest

Lesson 4

Israel Wants a King

Before You Teach

Kingship in Israel
Israel was a different nation from all other nations. The omniscient and omnipotent Lord was its king and ruler. God chose the Israelites to be His own special people. God gave His laws and decrees to Israel only (Ps 147:19-20). But the Israelites failed to cherish their special status.

They rejected God as their king and wanted to establish their own king like the other nations. Samuel warned the elders about the evils of having kings: the kings would exploit, tax, and enslave them. Samuel also warned them that if they and the king refused to obey God, and if they forsook the laws of God to follow the ways of other nations, God would hand them over to their enemies.

Despite the warnings, the Israelites insisted on being ruled by a human king. Just as Samuel had prophesied, the kings led the Israelites to disobey God. After about 500 years, God allowed the Assyrians and Babylonians to conquer and enslave Israel and Judah, respectively.

Casting Lots - Urim and Thummim
The Israelites chose their first king by casting lots. There are many recorded instances where the Hebrews cast lots to determine God's will (Lev 16:8; 1 Chr 24:5; Neh 10:34). The high priest carried two plates or flat stones called "Urim" and "Thummim."

Little is known about the Urim and Thummim. Some scholars believe that the high priest kept them in a pouch attached to his breastpiece. When the priest prayed for God's guidance, the priest would shake the pouch until one of the stones fell out, giving God's answer. If the Urim stone fell out, God's answer was "No." If the Thummim stone fell out, God's answer was "Yes."

Others believe that the Urim and Thummim were small flat objects with a "Yes" side and a "No" side. The priest would let the Urim and Thummim fall out of his pouch. If they both landed on their "Yes" sides, God's answer was "Yes." But if they both landed on their "No" sides, the answer was "No." If one landed on its "Yes" side and the other landed on its "No" side, this meant God had no reply.

The biblical use of casting lots is not from superstition but reflects the conviction that God controls all things. Thus, "The lot is cast into the lap, but its every decision is from the Lord" (Prov 16:33).

The last biblical reference to casting lots was the selection of Matthias to replace Judas (Acts 1:26). After this, the Bible does not record further incidences of casting lots to infer God's will because the Holy Spirit dwelled with the church and guided them.

Bible Text

1 Samuel 8:1-22; 9; 10:1, 17-25

Bible Truth

God, who is invisible and omnipresent, is our King.

Lesson Objectives

1. To learn to have God rule in our hearts.
2. To know that we should not follow the ways of the world.
3. To always put God first.

Memory Verse

"You shall love the Lord your God with all your heart."

(Deuteronomy 6:5a)

Prayer

In the name of the Lord Jesus Christ, we pray. Our Heavenly Father, we thank You for bringing us here on this Sabbath day to worship You. Even though we can't see You, we know that You are here with us and that You love us very much. Please help us to follow You always, because You are our King. May Your Spirit guide us as we learn about Israel's first king. Hallelujah! Amen.

Understanding Your Students

The Israelites wanted to be like the other nations and have a king rule over them. Prophet Samuel told them that God was their king, but they refused to listen and continued to demand for a king. By wanting a human being for king, the Israelites were rejecting God as their king.

Like with Samuel, God has given parents the authority and responsibility to provide for their children's daily needs and instruct them in the way of the Lord. When children obey their parents, they obey God. When children disobey their parents, they disobey God.

Disobedient children cause pain and sorrow for their parents, just as the disobedient Israelites caused pain and sorrow for God and Samuel. Students need to know that disobedience may also result in their own suffering and pain.

Vocabulary

bribe: a present given to somebody to make them do something they're not supposed to do
reject: to refuse; to not accept
chariot: a light, two-wheeled vehicle for one person, usually drawn by two horses and driven in a standing position
tribe: a group of families that have the same forefather

Before Class

Please have the following prepared for the lesson before class starts.

For the Bible Story:
Prepare 12 strips of paper with the names of the 12 tribes, one tribe per strip. Have each student hold onto one (or more) tribe.

For Spiritual Teaching [1] "Imitating Others":
Prepare an index card with a line down the middle for each student. Write "Yes" on the top of one column and "No" on the other.

For Spiritual Teaching [2] "Forgetting God":
Make copies of the picture cards handout, one for each student. Cut out the pictures so that each student has one set of the following 10 picture cards:

- toys/games
- friends
- church
- TV
- a pet
- birthday
- Bible
- hobbies
- prayer
- parents

Review

Last week's lesson was about Samuel growing up in the house of the Lord. How did Samuel serve God in the temple? (He helped Eli the priest.)

Samuel was a good and faithful helper and he did his best on the jobs given to him. However, Eli had two sons who also served in the house of the Lord. How were they different from Samuel? (They stole from the Lord by taking part of the offering before it was sacrificed; they didn't do their jobs as priests and instead sinned against the Lord.)

What did we learn from last week's lesson? (If we perform our jobs diligently and with all our heart, God will reward us.)

Today, we will learn how the people of Israel asked for a king.

Bible Story

The Israelites Want a King

Samuel had two sons. The oldest was named Joel and the other was named Abijah. As Samuel grew older, he let them settle arguments between the people of Israel. But they were not like their father. Instead, they were dishonest and accepted bribes.

One day, the nation's leaders came to Samuel at Ramah and said, "You are old, and your sons don't follow your good example. We want a king! We want a king! We want a king like all the other nations. Now choose one for us!"

Samuel was very sad to hear the leaders say they wanted a king. What is a king? It is a person who rules and leads a country and its people. Up until now, the Israelites had never had a person as king. Who had been their king all along? The almighty, all-powerful God was their king.

But now, the Israelites had stopped trusting in God and wanted a king that was human like them. They wanted to be like all the other nations around them. Samuel was upset, so he prayed and told God about it.

The Lord answered, "Samuel, do everything the people want you to do. I am really the one they have rejected as their King and ruler, not you. Since the day I rescued My people from Egypt, they have not listened to Me and have turned from Me to worship idols. And now they are doing the same thing to you. If they want a king, I will give them a king, but warn them and let them know how a king will treat them."

Then Samuel told the people what God had said. "A king will make you work for him and add great burdens upon you. He will make your sons join his army. He will make them drive war chariots andrun ahead of his chariots and horses. He will make them be officers in charge of a thousand men, and others will be in charge of fifty men. He will take your servants and children to do his work. Your sons will farm his lands and harvest his crops or make weapons. Your daughters will be forced to make perfume or do his cooking and baking.

"The king will take away your best fields, your grain, and your grapes and give them to his friends and officials. He will take your donkeys, sheep, and goats. You will become the king's slaves. And when you cry out to the Lord to rescue you from your chosen king, the Lord will not listen to your prayers."

The People Insist on Having a King

After Samuel warned the people of all these things, do you think the people listened? What do you think the people demanded? [Allow students to answer.] That's right. They said, "No! We want a king! We want a king! We want a king just like all the other nations. We want a king who can judge us and lead us in battle."

Samuel listened to the people and told the Lord exactly what they had said. The Lord replied, "Do what they want and give them a king!"

Samuel Anoints Saul

In the tribe of Benjamin was a mighty man of power named Kish; he had a son named Saul. One day, Saul's father asked him and a servant to find his lost donkeys. They went everywhere but could not find them. Then, Saul's servant said, "In the city there is a man of God. So, let's go there and he can show us where we should go." As they went up to the city, Samuel was walking out towards them. When Samuel saw Saul, the Lord said, "There is the man of whom I spoke to you. This one shall reign My people."

Therefore, Samuel and Saul met and Samuel told him that his donkeys had been found. After that, Samuel invited Saul to stay with him for two days, and Saul at with him that day. The next morning, Samuel knew that the time was right to anoint Samuel. He took a flask of oil, poured it on his head, kissed him, and said, "Is it not because the Lord has anointed you commander over His inheritance?"

Saul Proclaimed King

Samuel then called the people together at Mizpah and told them that God had said: "I rescued you from the power of Egypt and from all other nations that had mistreated you. I have rescued you from all the hard and difficult times. Today, you have rejected Me as your God and King and have asked for another king. So I will give you a king."

After gathering all twelve tribes before God, Samuel cast lots to determine the man that God had chosen from the twelve tribes. This man would be Israel's first king.

Samuel called each tribe to come forward one by one. [Teacher pretends to be Samuel and calls each tribe forward. Have each student come forward when his tribe is called.] At the end, God chose the tribe of Benjamin.

Next, Samuel called each of the families of Benjamin forward one by one. God chose the family of Matri.

Finally, Samuel called each member from the family of Matri to come forward one by one until Saul the son of Kish was chosen. But Samuel could not find Saul. No one could find Saul. The people prayed to God, "Lord, is Saul here?" Where do you think Saul was?

God sees and knows everything. He knew where Saul was. The Lord answered the people, "Yes, Saul is here—he is hiding among the equipment."

The people ran over to the equipmemt and found Saul. When Saul stood up, they found that Saul was a full head and shoulders taller than anyone else, and he was more handsome than any man in Israel. Samuel said, "Look closely at the man the Lord has chosen to be your king! No one else is like him!"

The people then shouted, "Long live the king!"

And so Saul became Israel's first king. After Samuel had explained all the duties of the king, he wrote it all down on a scroll and stored it in the house of the Lord. Then Samuel sent the people home.

Check for Understanding

1. **Why did the people of Israel ask for a king?** Samuel's sons were not good leaders; the Israelites also wanted to be like all the other nations around them.
2. **Who was Israel's true king?** God.
3. **What were some of the things Samuel warned that a king would do?** The king would make the people work for him: they would have to plow his fields and lands, become perfumers, cooks, bakers, and serve in his army; he would take their land and possessions.
4. **How did God feel when the people asked for a king?** He felt sad, angry, and rejected.
5. **Who did the Israelites reject as their leader?**
   a. Samuel b. Samuel's sons c. God

6. **Who was made the first king of Israel?**
   a. Saul b. Paul c. David

7. **How did Saul look?**
   a. He was short.
   b. He was a full head and shoulders taller than anyone else but not handsome.
   c. He was very handsome and a full head and shoulders taller than anyone else.

8. **Where was Saul hiding when they wanted to make him king?**
   a. In the closet b. Among the equipment c. Up in a tree

Memory Verse Practice

Please reinforce the memory verse every week.
You can practice the memory verse with your students anytime during class.

"You shall love the Lord your God with all your heart." (Deuteronomy 6:5a)

Spiritual Teaching & Life Application

1. Do not conform.

> "*Do not be conformed to this world, but be transformed by the renewing of your mind, that you may prove what is that good and acceptable and perfect will of God.*"
>
> —Romans 12:2 NKJV

Let's look at different translations and see how we can apply this to our lives.

In today's lesson, the Israelites wanted to be like the other nations around them. They wanted to have the same things and do the same things as the other nations. This did not please God. Are there times when we are like the Israelites, wanting to be like others? What can we do according to the teachings in the Bible? Not be conformed but be transformed!

What kind of transformation? Transformation in our mind so that it becomes the mind of Christ. Instead of going along with the patterns of the world, "test and approve what God's will is—his good, pleasing and perfect will" (Rom 12:2 NIV). We need to have a God-like way of looking at things. We need to have a Christian perspective on things and life.

[Give each student a previously prepared "Yes/No" index card.]

Let us find out if we like to follow others. I will ask you some questions. If you answer "yes," place a sticker under "Yes" on your card. If you answer "no," put a sticker under "No" on your card.

1. When you see your friend with a nice, new toy or game, you want your parents to get one for you.
2. When your friend uses a bad word, you use the bad word, too.
3. When your friend gets a prize or an award for doing something well, you want to get an award for doing something well, too.
4. During Christmas time, when you see everybody getting presents, cards, and a Christmas tree, you also want those things.
5. When your friend bullies another friend and says unpleasant things about him/her, you do the same.
6. When your friend at church pays attention in class, prays very hard, and listens to his/her parents all the time, you do the same.
7. It's Halloween time, and your friends are going trick-or-treating. You also want to go because you will get to wear your favorite costume and collect a lot of candy.

Have the students count how many stickers they have under "Yes" and under "No" on their card.

Explain to the students that it is normal to want to copy others. But when is it good to copy others and when is it bad to copy others?

It is good to copy our friends or classmates when they display good behaviors, such as getting good grades, obeying their parents, or learning new skills. But there are also times when you should not copy them. We should not copy our friends' bad behaviors, such as speaking bad words, bullying others, or being disobedient. These are bad behaviors because they hurt other's feelings and do not please God.

There are holidays that our friends and classmates celebrate (e.g., Christmas, Easter, or Halloween) that we Christians cannot because they go against the teachings of the Bible.

2. Never forget God.

Every day, we need to pray, "Dear God, help me never to forget Your goodness to me and Your everlasting love and salvation, no matter how dark the night, I will never turn from You. I want to make decisions that are pleasing to You. Please give me the wisdom and power to ask you to guide me to make good decisions."

The Israelites wanted a king that they could see. They wanted a king like the other nations had, one who could lead them to fight their battles. They had forgotten that God led them into battle and took care of them all along. God led them out of Egypt. He performed the 10 plagues and parted the Red Sea. God provided them with food, water, and clothes. He fought and won their battles. Sadly, the Israelites had forgotten. They had lost their faith and trust in God and wanted a human king to lead them instead. They had rejected God as their king.

The teacher will pass out one set of picture cards containing the following pictures to each student:

- toys/games
- a pet
- TV
- hobbies
- Bible
- parents
- prayer
- church
- friends
- birthday

Allow the students to arrange the pictures in order of importance to them.

Explain to the students that even though we cannot see God, He is the almighty God who created the heavens and the earth. He created us. He provides, protects, and cares for us every day. God should be the king of our hearts. But in our lives, there are things we like more than God. Have the students look at their picture card arrangements. Explain to them that if God is king of their hearts, they would wish to draw near to God. They would put going to church, reading the Bible, and praying at the top of the line. Ask the students what they placed ahead of God. This shows that they placed greater importance in these things than in God. These items are the kings of their hearts.

The Bible says that God is greater and more important than anything else. What God wants us to do is to put Him at the very top. If we put God first and do what He tells us, then God will greatly bless us.

Homework Answer Key

1. A
2. C
3. C
4. False; they wanted a physical king like all the other nations.
5. True
6. False; Saul was very handsome and a full head and shoulders taller than everyone else.
7. No; by asking for a king, they had rejected God as their King.
8. Answers may vary.
9. "You shall love the Lord your God with all your heart." (Deuteronomy 6:5a)
10. "The Lord is King forever and ever." (Psalm 10:16)

Activities

1 Copycat

Objective: To teach the students what to imitate and what not to imitate.

[The teacher needs to prepare a CD/tape player and soft instrumental music (hymnal/classical music). Have the students get into a space in the room where they can see the teacher.]

Say to the students: "Today our activity is called Copycat. Does anyone know what 'copycat' means? [Allow students to answer.] Exactly, a copycat is a person who copies another person. In this activity, I'm going to make different shapes with my body, and I would like you to copy me."

The teacher can designate students to be leaders.

Say to the students: "This time, I do not want you to be copycats. When you see my shape, you need to come up with a shape that is different from mine and everyone else's. If you have the same shape as someone else, you will both sit out for the rest of the game."

The teacher can designate students to be leaders for subsequent games.

Discussion: Is being a copycat good or bad? When might copying someone be a good thing? When might copying someone be a bad thing? [Allow students to respond.] There are times when we should copy others, but there are other times when we should not copy others because it displeases God. Israel tried to copy the people of the world, but this did not please God. Just as you made your own special shapes, God made His children special and different from the world. How are we different and special from the people of the world? [Have students respond.] We are different because we have God as our Lord and King. We have God's words and the Holy Spirit to guide and lead us. We should not copy the world; instead, we should imitate and follow the Lord Jesus in whatever He says and whatever He does.

2 Teaching a Song / "To Be Like Jesus"

Optional Activity

Teach your students the song "To Be Like Jesus" (sung to the melody of "This Land is Your Land").

"To Be Like Jesus"

To be like Jesus
All I ask to be like Him
All through life's journey
From birth to glory
All I ask to be like Him


SONY

In the beginning








TJC

E1 Year 2 Book 1 Lesson 4—Israel Wants a King

Homework Assignment

Name: _____ **Parent signature:** _____ **Date:** _____

Bible Truth: God, who is invisible and omnipresent, is our King.

Lesson Objectives:
1. To learn to have God rule in our hearts.
2. To know that we should not follow the ways of the world.
3. To always put God first.

Bible Reading: Please put a checkmark in the space when you complete the reading each day.
Prayer: Please put a checkmark in the space provided on the days you prayed to God.

	Sun	Mon	Tue	Wed	Thu	Fri	Sat
Bible Reading							
Prayer							

Memory Verse

Please write down this week's memory verse.

(Deuteronomy 6:5a)

_____

_____

What I Learned from the Bible This Week

1. _____

2. _____

3. _____

Homework Assignment

Understanding What You Have Learned

Multiple Choice

1. _____ : Saul came from the tribe of _____.
   a. Benjamin
   b. Judah
   c. Levi

2. _____ : Who did the Israelites reject as their leader?
   a. Samuel
   b. Samuel's sons
   c. God

3. _____ : The first king of Israel was _____.
   a. David
   b. Samuel
   c. Saul

True or False

4. The people of Israel asked for a king because God told them to ask. _____
5. Samuel warned the people that the king would make the people work for him and that he would take away their lands and animals. _____
6. Saul was very handsome and a full head and shoulders smaller than everyone else. _____

Short Answer

7. Do you think it was right for the Israelites to copy the other nations in asking for a king? Explain your answer.

   _____

   _____

8. By asking for a king, the Israelites had forgotten that God was a great and powerful God. They had forgotten all the wonderful things that God had done for them. What would you do so that God is the King of your heart?

   _____

   _____

Fill In the Blank

(ever, heart, King, love, Lord, forever)

9. "You shall _____ the Lord your God with all your _____." (Deuteronomy 6:5a)

10. "The _____ is _____ _____ and _____." (Psalm 10:16)

Lesson 5

The Lord Rejects Saul

Before You Teach

The Role of Priests and Kings
The priesthood was a holy institution established by God and was limited only to the tribe of Levi. From this tribe, Aaron and his sons were especially chosen to be the high priests of Israel. Instructed by God, Moses consecrated his brother Aaron as the first high priest.

The high priest acted as a mediator between God and His people. He represented the people before God and offered the various sacrifices prescribed by the law. He was also responsible for seeing that the duties of all the priests were carried out. The most important responsibility occurred annually on the Day of Atonement. On this day, he entered the Holy of Holiest, the most holy place in the tabernacle, and made sacrifices—first for his own sins, and then for the sins committed by all the people during the year that just ended (Ex 30:10).

Although Saul was the king, it was a direct violation of God's law for him to offer a sacrifice. Even a king was not allowed to take upon himself priestly duties or services. As a result, Samuel told him that the kingdom would be taken away from him, because he had not kept the command that the Lord had given him (1 Sam 13:13-14).

In the New Testament, the Lord Jesus came and died for the sins of men. He gave direct access to man to come before God. All believers are priests but we do not carry the responsibilities of the Old Testament. We are all "kings and priests." As priests, we have free access into the holiest place of all, and we can offer up the sacrifices of praise and thanksgiving, and the sacrifices of grateful service from day to day.

Understanding Your Students

Most of us may have the heart to obey God, but sometimes we are guilty of obeying only halfway through. However, when God gives a command, He expects us to obey Him completely. We please God by showing our commitment to Him through our obedience. There are times when we are tempted to do only part of what God says. For example, Colossians 3:20 says, "Children, obey your parents in all things." Do we only partially obey our parents when they tell us to do something? In Matthew 5:44, God tells us to "love your enemies." Do we only love those who do nice things for us?

Until we learn to obey God, He won't be interested in our worship. 1 Samuel 15:22 says, "Has the Lord as great delight in burnt offerings and sacrifice, as in obeying the voice of the Lord?" But how is it possible to obey all that the Lord commands? We need to ask God to give us the strength and the will to do all that He says. Without Him, we can do nothing. God tells us to be careful to keep His commands. We can count on God's strength to enable us to obey Him.

Bible Text

1 Samuel 13:1-15, 15:1-23

Bible Truth

God wants us to be fully obedient to Him.

Lesson Objective

To learn to obey God fully and seek after Him.

Memory Verse

"To obey is better than sacrifice."

(1 Samuel 15:22b)

Prayer

In the name of the Lord Jesus Christ, we pray. Thank You, Lord, for gathering us here to worship and learn Your holy word. Please guide us today as we learn about King Saul and how You rejected him because he didn't obey You fully. Help us, Lord, to obey Your words quickly, cheerfully, and completely. Hallelujah! Amen.

Vocabulary

outnumber: to be greater in number
offerings: presents of different animals given to the Lord
Philistines: a powerful tribe and enemy of Israel who settled in the lower parts of Canaan
Amalekites: an enemy of Israel
priests: men from the tribe of Levi who were chosen by God to serve in the temple and offer sacrifices

Review

Last week, we learned about how the Israelites asked for a king. Why did they want a king? (They wanted a king that they could see; they wanted to be like the other nations around them.) What did Samuel warn them that a king would do to them? (He would make them work for him; he would take their best lands, etc.) Was God happy that they wanted a king? (No.) Why not? (They had rejected God as their true King.) Who was chosen to be the first king of Israel? (Saul.) What did we learn from last week's lesson? (That we should have Jesus as the King of our hearts. He should be in first place in our lives.)

This week, we will learn about Saul and what he did after he became king.

Bible Story

The Israelites and Philistines Gather for Battle

King Saul once called the people of Israel to fight against a very powerful tribe called the Philistines. The Philistines had 30,000 iron chariots, along with 6,000 horsemen and too many foot soldiers to count. The army of Israel, on the other hand, was weak and few in number compared to the Philistines. How do you think that made the Israelites feel? What would you do if you saw that you were outnumbered and saw this huge army before you? The men of Israel were terrified. They knew they were in danger, so they began to flee and hide in caves, holes, and rocks all around the countryside.

Saul Offers His Own Sacrifice

Those who remained with King Saul in battle were afraid for their lives. Before the battle, the prophet Samuel had promised to meet Saul after seven days to offer a sacrifice to God to ask for His help.

Saul waited for one day, but Samuel did not come. He waited for a second day and still Samuel did not appear. He continued to wait for seven days, and Samuel still did not come. Saul began to get worried. What should he do now? He didn't want to fight without offering a sacrifice to God, and his men were beginning to run away.

When King Saul saw his men leaving and Samuel still had not come, he decided to offer the sacrifice himself. "Bring me the offerings," Saul said, and he began to offer the burnt offerings himself.

Was it right for Saul to offer sacrifices? In the days of Saul, only the priests from the tribe of Levi could make offerings to God. It didn't matter who you were; if you were not a priest, it was against God's commands for you to offer sacrifices. Knowing this, were Saul's actions right? No, Saul was a king, not a priest and he was from the tribe of Benjamin. He should have waited for Samuel to come to offer the sacrifices. Saul thus committed a great sin before God.

As soon as Saul had finished with the burnt offering, Samuel arrived and Saul went out to meet him. "What have you done?" asked Samuel. Saul replied, "When I saw that the men were leaving, that you didn't come at the time you said you would, and that the Philistines were gathering at Michmash, I thought, 'Now the Philistines will come and fight me, and I have not asked for the Lord's help.' So I felt like I had to offer the sacrifice."

"You acted foolishly," Samuel said. "You have not kept the commandment of the Lord. If you had, you and your family would have ruled Israel for all time. But now you will no longer rule Israel. God will raise up for Himself a man after His own heart, one who will obey Him."

Saul Fights Against the Amalekites

Saul should have learned from his mistake, but he didn't. Later, God wanted Saul to fight against the Amalekites. The Amalekites were enemies who had attacked Israel before and now God wanted to destroy them. God told Saul to attack the Amalekites and to completely destroy the people and everything they owned including their sheep, oxen, camels, and donkeys. They were to keep nothing.

Saul and his army were able to overthrow the Amalekites easily. However, Saul did not destroy everything as God had instructed. He kept the king of the Amalekites, King Agag, alive, along with the best sheep and oxen and everything that was good.

When Samuel met Saul the next day, Saul said to Samuel, "I have performed the commandment of the Lord!"

Samuel asked, "If you have obeyed God, why do I hear the sounds of sheep and oxen?"

Saul quickly began to make excuses. But Samuel said to Saul, "Stop. I will tell you what God said to me last night. God said, 'You were nothing at first, but I have made you king over Israel.' God also commanded you to totally destroy the Amalekites and everything that they possessed. Why then have you disobeyed God?"

When Saul heard this, he said, "But I did, I did obey God. I destroyed everything. I brought back King Agag, but it was the people who kept all the animals to sacrifice to God."

Samuel then told Saul that to obey and listen to the Lord is better than to offer sacrifices. God did not want Saul's presents or gifts. What God wanted most was for him to listen and obey His words. Since Saul had refused to listen to the words of God, He rejected Saul as king. From that day onwards, God would take the kingdom from Saul and give it to another man who would listen to and obey His words.

Check for Understanding

1. **What are the names of the two enemies that Saul fought against?** The Philistines and the Amalekites.
2. **Why did the Israelites begin to run away and hide?** They were outnumbered by the Philistines.
3. **Why didn't God want Saul to be king any longer?** He did not obey the commandments of God.
4. **Why did Saul have to wait for Samuel to come?** Samuel was to offer a sacrifice to the Lord and ask God for help before the battle.
5. **Why did Saul make the sacrifice himself?** Samuel took a long time in coming and Saul was worried that the people would leave.
6. **God instructed Saul to _____.**
   a. *Destroy all the Amalekites and everything that belonged to them*
   b. Destroy all the Amalekites, but save the best animals
   c. Destroy all the Amalekites except King Agag and the best animals
7. **In Saul's time, only the _____ could offer sacrifices to God.**
   a. King *b. Priest* c. Priest and king
8. **God wants us to _____.**
   a. Obey His commandments partially
   b. Obey His commandments only when we feel like it
   c. Obey His commandments fully

Memory Verse Practice

Please reinforce the memory verse every week.
You can practice the memory verse with your students anytime during class.

"To obey is better than sacrifice." (1 Samuel 15:22b)

Homework Answer Key

1. C
2. B
3. C
4. False; God said to obey is better than sacrifice.
5. True
6. False; we must obey God's words fully in order to obey God.
7. True
8. God did not want Saul to be the king of Israel anymore.
9. God was sorry that He had made Saul king. Samuel felt very sad.
10. Maze: "You will <u>seek</u> <u>Me</u> <u>and</u> <u>find</u> <u>Me</u>, when you search for Me with all your heart." (Jer 29:13)

Spiritual Teaching & Life Application

1. To obey is better than sacrifice.

From today's story, we learned how Saul disobeyed God twice. What did he do? *[Allow students to answer.]* Yes, he offered sacrifices when he was not supposed to. He also spared King Agag and kept back some of the best animals when God had already told him to destroy everything.

"And Samuel said to Saul, 'You have done foolishly. You have not kept the commandment of the Lord your God, which He commanded you. For now the Lord would have established your kingdom over Israel forever. But now your kingdom shall not continue. The Lord has sought for Himself a man after His own heart, and the Lord has commanded him to be commander over His people, because you have not kept what the Lord commanded you'" (1 Sam 13:13-14).

What had King Saul done?

a. "**You have done foolishly**." This referred to him as someone who lacked spiritual understanding.
b. "**You have not kept the commandment of the Lord your God, which He commanded you**." Saul tried to reason by giving excuses and placing the blame on someone else. God commanded him to do something, and he did the opposite. Saul was not humble in God's eyes.

What was the consequence of disobeying God?

"**For now the Lord would have established your kingdom over Israel forever. But now your kingdom shall not continue**." God told Saul that his descendants would not reign after him. Even though he was king, he would not be able to establish his monarchy in Israel.

God said to Saul that to obey is better than sacrifice. What does this mean? To listen to and obey the Lord is better than to offer sacrifices. Listening to and obeying His words is more important than presents or gifts or serving God.

Discuss with the students what is wrong in each scenario and what they would do to show that to obey is better than to sacrifice:

1. We go to church to pray and sing praises to God. After service, we are unkind to our friends.
2. We say "Mommy, Daddy, I love you," but we don't listen to them when they tell us to turn off the computer and tidy up our room.
3. We offer tithe to God but we don't do what our teacher tells us.
4. We give Mommy a beautiful gift and card that we made ourselves. When Mommy tells us to stop arguing with our siblings, we don't listen.

2. Obey-O-Meter

Preparations
1. Take 3 long strips of paper to create what looks like a measuring tape, or you may use three actual measuring tapes.
2. Label them "Disobey", "Obey Halfway", and "Obey".
3. On the "Disobey" tape, make a mark at the bottom.
4. On the "Obey Half Way" tape, make a mark halfway down
5. On the "Obey" tape, make a mark at the top.
6. Attach these three measuring tapes to the wall.

When God told Saul to destroy everything that belonged to the Amalekites, did Saul obey? No, he kept back the king of the Amalekites, as well as the best animals and all that was good. He destroyed everything else. Did Saul fully obey God's commandments? When we obey only part of the commandments, in God's sight, we have not obeyed His commandments at all. God is delighted when we obey His commandments quickly, cheerfully, and completely.

Let's see how well we obey. [Show students the three Obey-O-Meters that are posted up: Disobey, Obey Halfway, Obey.]

To figure out if we disobey, obey halfway, or obey, we're going to ask ourselves three questions.

1. Did we obey **q**uickly?
2. Did we obey **c**heerfully?
3. Did we obey **c**ompletely?

We can call it "Q.C.C." I'm going to read an example of a little boy named Jimmy. After each example, I want you to ask yourselves, "Did Jimmy obey his mom quickly, cheerfully, and completely?"

If Jimmy obeyed quickly, cheerfully, and completely, then he obeyed fully. If Jimmy obeyed quietly, but did not carry out the instructions completely, then he only obeyed partially.

Read the scenarios and have the students determine Jimmy's level of obedience.

Scenario 1
Jimmy hears Mom telling him to turn off the TV because he needs to do his homework. Jimmy doesn't move. He continues to sit on the sofa, his eyes fixed on the TV. Mom comes up to him and says, "Jimmy, you need to do your homework." "No!" Jimmy shouts. "I don't want to do homework. I want to finish this movie." Mom reminds him again, but Jimmy refuses to listen.

Scenario 2
Jimmy hears Mom telling him to turn off the TV. Jimmy continues to look at the TV, but he says to Mom, "Five minutes, Mom, five more minutes." Mom reminds him again. Jimmy slowly finds the TV remote and turns off the TV. He takes his time going to his room and then sits down and does his homework. Ten minutes later, Jimmy runs back into the living room and turns on the TV. "Finished!" he yells. Later, when Mom checks his math homework, she discovers that Jimmy made a lot of careless mistakes and left a page undone.

Scenario 3
Jimmy hears Mom telling him to turn off the TV. Jimmy takes the remote and turns off the TV. "Okay," he says to Mom. "Can I finish watching the movie after I've done my homework?" "We'll see," Mom replies. Jimmy goes into his room and finishes his homework. Later, when Mom checks his homework, she finds that Jimmy has done his homework completely and correctly. Mom smiles at Jimmy and says, "Well done, Jimmy. You did an excellent job with the homework. Yes, you may go finish the movie."

Say to students: Let's find out how well we obey. I'm going to call out some things our parents may tell us to do. Please ask yourselves, "When Mom or Dad tells me to do this, do I obey, quickly, cheerfully, and completely?" Then go to the Obey-O-Meter that best shows your level of obedience.

Your parents tell you to:

1. Do your homework
2. Tidy up your room
3. Stop playing your game or turn off the TV
4. Get ready to sleep
5. Pray
6. Share your favorite food (ask students what their favorite food is)
7. Go to church
8. Read the Bible

3. Be a man after God's own heart.

"The Lord has sought for Himself a man after His own heart, and the Lord has commanded him to be commander over His people." Though God had rejected Saul, He had not rejected Israel. Because God loved Israel, He would raise up a king, a man after His own heart. Saul was a man after Israel's heart, but he focused on his image and being a king.

When we think of a man after God's own heart, many of us think that this only refers to a "super-spiritual" worker of

God, not someone like us. We would like this kind of worker around us, but we never think that we can be one of them. What does it mean to be a man after God's own heart?

1. *A man after God's heart fears and honors the Lord.* Saul was more concerned with his own feelings and will than God's commandments and what God wanted. All sin dishonors God, but if we have a heart that fears and honors Him, we will do what is right in the eyes of God.
2. *A man after God's heart always let God be the rightful king.* Saul offered sacrifices because he thought they were integral in helping him win battles and achieve his goals. He didn't let God be the rightful king.
3. *A man after God's heart is willing to repent.* When Saul was confronted with his sin, he offered excuses and blamed others. When we are confronted with sin, are we willing to say, "*I have sinned against the Lord*"?

ACTIVITY

1 Follow and Obey

Objective: To enable students to know the importance of following and obeying instructions.

Materials

- Construction paper
- Large bowl
- Pink, yellow, green, and red jelly beans
- Tape
- Dry pasta
- Glue
- Paper for students to write on
- Stones of different shapes
- Crayons/colored pencils

Preparations

1. On construction paper, write out the different numbers and instructions in large bold letters. Tape them around the classroom.
2. Set aside paper for the students to write answers on.
3. Prepare a large bowl of dry pasta with different shaped stones buried inside. On one of the stones, use a marker or Sharpie to write "Trust and Obey."
4. Prepare pink, yellow, green, and red jelly beans.
5. Provide construction paper, glue, and crayons/coloring pencils.
6. Print or write out "If you love Me, keep My commandments." Cut this into different shapes to form a puzzle.

Instructions

Explain to the students that if they look around, they can see that there are numbers posted around the classroom. Students may start at any number. At each number, students will read the instructions and do what the instructions tell them. If the instructions ask a question, tell the students to write the answer down on the paper that they have been given. When the instructions require students to do some physical activity, teachers should observe whether students carry it out fully.

#1: Turn to Ephesians 6:1. Write down whom the Bible says we should obey.
A: Parents

#2: Put your hand in the bowl and find the stone that has a message. Write down the message.
A: Trust and Obey.

#3: God told me to make a big boat to put all the animals in. When the rain came we were all safe inside. I did everything that God told me to do. Who am I?

To write my name, use the correct color of jelly beans and glue it on the paper.
1st letter: Pink 2nd letter: Yellow 3rd letter: Green 4th letter: Red

A: Pink "N", yellow "O", green "A", red "H"

#4: Do 6 jumping jacks, then 8 hops, then 5 twists, and stretch as high as you can.

#5: God told me to preach to the people of Nineveh, but I did not obey. I got on a boat and tried to escape. I was thrown into the sea and was swallowed up by a great _____. Draw a picture of this.
A: Students should draw a picture of a great fish.

#6: Do the puzzle and write down the message.
A: "If you love Me, keep My commandments." (Jn 14:15)

E1 Year 2 Book 1 Lesson 5—The Lord Rejects Saul

Homework Assignment

Name: _____ **Parent signature:** _____ **Date:** _____

Bible Truth: God wants us to be fully obedient to Him.

Lesson Objective: To learn to obey God fully and seek after Him.

Bible Reading: Please put a checkmark in the space when you complete the reading each day.
Prayer: Please put a checkmark in the space provided on the days you prayed to God.

	Sun	Mon	Tue	Wed	Thu	Fri	Sat
Bible Reading							
Prayer							

Memory Verse

Please write down this week's memory verse.

(1 Samuel 15:22b)

_____

_____

What I Learned from the Bible This Week

1. _____

2. _____

3. _____

Homework Assignment

Understanding What You Have Learned

Multiple Choice

1. _____ : God instructed Saul to destroy everything. What did Saul bring back from Amalek?
   a. The best of the animals and all that was good.
   b. King Agag only.
   c. King Agag, the best of the animals, and all that was good.

2. _____ : In Saul's time, only the _____ could offer sacrifices to God.
   a. King
   b. Priest
   c. Priest and king

3. _____ : God wants us to _____.
   a. Obey His commandments partially
   b. Obey His commandments only when we feel like it
   c. Obey His commandments fully

True or False

4. God said that it is better to sacrifice than to obey His word. _____
5. The two enemies who fought with Saul were the Philistines and the Amalekites. _____
6. If we obey God's words partially, it still counts as obeying God. _____
7. Saul blamed the people for taking the best of the animals back from Amalek. _____

Short Answer

8. What was the result of Saul's sin?

_____

_____

9. How did God and Samuel feel when Saul did not obey the voice of God?

_____

_____

10. **Maze**
    Please see the following page.

Maze

Trace your way to the center of the maze. Write down the letters you cross as you travel on the correct path. The words you make come from Jeremiah 29:13.



Lesson 6

Samuel Anoints David

Before You Teach

Anointment
When a person was anointed, oil was poured or smeared over the person's head. Anointment in Old Testament times was used to set a certain person apart for God's use. While the Old Testament mentions an instance in which a prophet was anointed (1 Kgs 19:16), the main religious function of anointing was to ordain rulers (1 Kgs 1:39; 1 Chr 29:22). Through this act, a king became "God's anointed," and therefore had the authority to rule by divine right.

Understanding Your Students

This week, you will help your students understand that God does not judge by outward appearances, but looks into our inner hearts. It is human nature to make quick judgments based on looks. Sometimes, it may help us find similarities with potential friends or avoid dangerous encounters. Even believers can fall into the trap of judging by appearances, honoring the rich and attractive, but despising the poor and shabby (Jas 2:1-4).

What really matters to God is a person's heart and attitude toward Him. God is the only One who knows our hearts—the real you and me—as well as our inner feelings and deepest thoughts. We may be familiar with many Bible verses about loving other people, but deep down inside we often have mean thoughts about others. Perhaps during religious education classes we sing songs about loving Jesus, but during the week we seldom think about Him. Explain to your students that sooner or later, what we think and feel on the inside will come out in what we say and do. We may be able to fool our parents or teachers for a while, but when God looks at our hearts, He sees the truth.

God wants our good actions toward Him and others to begin on the inside. The Bible tells us, "Above else, guard your heart, for it is the wellspring of life" (Prov 4:23 NIV). Encourage your students to examine their hearts this week and to ask God if there is anything there that displeases Him. If there is, they should confess and repent to God in prayer so that their hearts may be right before God. As we correct our hearts before the Lord, our actions will soon follow.

Bible Text

1 Samuel 16:1-13

Bible Truth

God judges us according to what is in our hearts.

Lesson Objectives

1. To learn not to judge by appearances, but rather to treat everyone fairly and kindly.
2. To be anointed by the power of the Holy Spirit.

Memory Verse

"The Lord looks at the heart."

(1 Samuel 16:7b)

Prayer

In the name of the Lord Jesus Christ, we pray. We thank You, Lord, for Your wonderful love and protection through this past week. We come here again to worship You with all our hearts. We know that You are a God that doesn't judge us by what's on the outside, by how we look, or even by what we do, but by what's inside, by what we think, and by who we really are. Please help us to love You from the bottom of our hearts, and please also help us to love one another by looking at others' hearts and not judging others only by their looks. Hallelujah! Amen.

Vocabulary

reject: to dislike, to turn something or someone away
refuse: to be unwilling to do something
anoint: to pour oil or rub ointment on someone or something
oil: plant-based oil used to pour on the head of the person chosen to be a priest or a king
handsome: good-looking, nice to look at, attractive

Review

Last week, we learned how Saul sinned against God by disobeying His command. Raise your hand if you remember what he did. He offered a sacrifice that only a priest was supposed to offer. Because Saul sinned, what did God say He was going to do? [Call on a student.] He would choose someone else to be king; Saul and his family would no longer rule Israel. What did we learn from Saul's disobedience? [Call on another student.] We learned that we should always obey the Lord's commands.

This week, we will learn how God chose someone else to be king, someone whose heart was the same as God's.

Bible Story

The Lord Tells Samuel to Choose Another King

One day, the Lord said to His prophet Samuel, "How much longer will you feel sorry for King Saul? I have rejected him and refused to let him be king of Israel any longer. Take some oil with you and go to a man named Jesse who lives in Bethlehem. I have chosen one of his sons to be king."

Samuel replied, "If I do that, Saul will find out and have me killed." Saul was a powerful king and could order anyone who opposed him to be killed. Choosing a new king would have made Saul very angry.

The Lord said, "Take along a calf and say you are going there to offer it as a sacrifice to me. Invite Jesse to the sacrifice, and I will show you which one of his sons to choose." Even though it seemed like a difficult mission, God told Samuel exactly how to carry it out. Today, God may ask us to do difficult things like talking to our friends about God's blessings in our lives, but when we pray, His Holy Spirit teaches us how to do these tasks.

Samuel Chooses from Jesse's Sons

If you were Samuel, would you have risked your life to obey God or would you have tried to protect yourself and disobey Him? If we remember what happened to King Saul when he disobeyed God, would we choose to obey or disobey?

Samuel was a wise and faithful servant, so he did what the Lord told him. When he came to Bethlehem, the town elders were terribly afraid and asked him, "Is this a friendly, peaceful visit?"

"Yes, it is!" Samuel answered. "I have come to offer a sacrifice to the Lord. Prepare yourselves to take part in the sacrifice, then come with me." He also invited Jesse and his sons to join him.

When Jesse and his sons got there, Samuel saw Jesse's oldest son, Eliab, and thought to himself, "He is surely the one the Lord has chosen."

But the Lord told Samuel, "Do not choose him just because he is tall and handsome. He is not the one I have chosen. People judge others by what they look like, but I do not. I judge people by what is in their hearts." Even though Samuel had only thought this to himself, God knew what was in his heart.

Jesse told his son Abinadab to go to Samuel, but Samuel said, "The Lord has not chosen him."

After this, Jesse sent Shammah to him, and Samuel again said, "The Lord has not chosen him." Jesse sent seven of his sons to Samuel, but each time Samuel said, "The Lord has not chosen him."

Samuel Anoints David King

Lastly, Samuel asked Jesse, "Do you have any more sons?"

Jesse answered, "Yes, my youngest son David is out taking care of the sheep."

Samuel said, "Send for him! We won't start the sacrifice until he gets here."

Jesse sent for David, and he came. He was a healthy, good-looking boy. The Lord told Samuel, "This is the one! Get up and anoint him." Samuel poured the oil on David's head while his brothers watched. Can you imagine how surprised his father, his brothers, and the town leaders were? Samuel didn't anoint the one who was older, taller, and good-looking, but the one who was young and healthy. This shows us that God can see into a person's heart, and that He can do great wonders and miracles through people that might not be very beautiful, smart, or even talented. If He could choose a boy like David to be the king of Israel, He can also choose you to serve him in many important ways.

During the anointment, the Spirit of the Lord came upon David and stayed with him from then on. Even though David didn't look like the best person to become king, God's Spirit came to help him. Today, we also have the Holy Spirit to help us do God's work—all we need to start is to have a willing heart.

After anointing David, Samuel returned home to Ramah.

Check for Understanding

1. **Why did God tell Samuel to choose another king?** God had rejected Saul because Saul didn't obey Him.
2. **What did Samuel tell the elders of Bethlehem when he came to visit?** He came to offer a sacrifice to God.
3. **When Samuel saw Jesse's oldest son Eliab, what did he think?** He thought Eliab was surely the one God had chosen.
4. **Why do you think Samuel thought that Eliab was God's chosen king?** Eliab was tall and handsome.
5. **What did God tell Samuel after he judged Eliab by his looks?** God does not judge people by what they look like, but by what's in their hearts.
6. **How many of David's brothers were not chosen by God as king?** All seven.
7. **What was David doing when he was called?** Taking care of the sheep.
8. **What did David look like?** Young and healthy.
9. **Who was finally anointed king?** David.
10. **How was David anointed?** Samuel poured oil over him.

Memory Verse Practice

Please reinforce the memory verse every week.
You can practice the memory verse with your students anytime during class.

"The Lord looks at the heart." (1 Samuel 16:7b)

Homework Answer Key

1. "The Lord looks at the heart." (1 Sam 16:7)

2-4.

Shepherd's Staff	King's Crown	Prophet's Oil Horn
David	Saul	Samuel
I tend sheep.	I disobeyed God.	I anoint with oil.
I have 7 brothers.	I was rejected by God.	I went to Bethlehem.

5. tall, handsome
6. Abinadab, Shammah
7. Spirit, Lord
8. People judge by looking at appearances. God judges by looking at the heart.
9. Samuel anointed him with oil; the spirit of the Lord came upon David.
10. Answers may vary.

Spiritual Teaching & Life Application

1. God is a fair judge who looks into a person's heart instead of at his outward appearance.
As Christians, we should not treat others differently because of their looks, their background, or any other quality.
Our duty is to treat them respectfully, kindly, and lovingly so that we can be a good testimony for the Lord.

1. Do you think it is possible for a boy or girl to look one way on the outside and be different on the inside?
In Luke 18:9-14, Jesus told a parable about a Pharisee and a tax collector. Even though the Pharisee looked like someone who was very close to God because he prayed in front of others, fasted, and gave tithes, God saw that he was not a very good person inside. Nobody could see his heart, but God could see that the Pharisee was proud. Even though the tax collector may have looked like a sinner on the outside, God saw that he was humble on the inside. God listened to the tax collector's prayer instead of the Pharisee's prayer because the tax collector had a humble heart before God when he prayed for God's mercy.

2. How can we tell what a person is really like on the inside?
It is very difficult to know who a person really is inside. We need to be willing to see a person through God's eyes. His eyes are full of love, and He is very compassionate (Ex 34:6; Ps 51:1, 86:15, 116:5; Isa 30:18; Joel 2:13; 2 Cor 1:3). He looks for what we do well (especially when no one else might see it), not for what we do wrong or how bad we look, and encourages us to do what is right. We can ask God to help us see what He sees in a person's heart.

3. Have you ever been judged or mistreated for your outward appearance? How did it feel?
During these times, it is important to remember that God loved us long before we could even be seen. From Psalm 139:13, we know that God created us while we were in our mothers' bellies. Before we had a body, He saw us and loved us (Ps 139:16). God made us as wonderful works (Ps 139:14), and no person's hurtful words or criticisms can change how God sees us and how much He cares about us and loves us.

4. Have you ever judged or mistrusted another person based on their looks? How did it make you feel? How do you think the other person felt?
In Matthew 7:1-5, Jesus teaches us not to judge others. There are two reasons we should not judge and mistreat others based on their looks:
a) We will be judged based on the same things which we use to judge others, so we must be careful with what we say about others or to others (Mt 7:1-2).
b) We make many of the same mistakes that others make, so we need to first do what is right before we can accuse others of doing something wrong (Mt 7:3-4).

5. Have you ever been treated nicely even when you didn't deserve it? How did it make you feel?
In Romans 5:8, the Bible tells us that Jesus Christ died for us while we were still sinners. While we were still evil, disobedient, and not following God, Jesus was willing to receive the worst punishment for us even though He was holy and righteous. After we have received God's mercy even though we do not deserve it, we can show our love and thankfulness by living for Christ so that His sacrifice will not be in vain (Gal 2:20).

6. How do you think someone who is being judged for their looks would feel if you treated them with respect and kindness? What would that make them think about Christians and about God?
That person would probably be happy and grateful. He might even want to know more about God and church.
In 1 Timothy 4:12 and Titus 2:6-8, youths are encouraged to set a good example "in word, in conduct, in love, in spirit, in faith, in purity," and to show "integrity, reverence, incorruptibility, sound speech that cannot be condemned" so that nobody can say anything bad about Christians. When we treat others with respect and kindness, we are showing them the amazing God who lives inside our hearts. In this way, God may lead them to salvation by our good hearts and good behavior.

7. What part of us really matters to God?
God doesn't care if we are tall or short, have dark or light skin, or have long or short hair. God doesn't even care about what others may think of us. Instead, God is looking for pure hearts that seek Him (Ps 51:10; 73:1; Mt 5:8; Heb 10:22). He cares about who we really are inside and He knows how wonderful we can be when we obey Him with all our heart.

8. How can we always try to keep our hearts right before God?
God teaches us to be "kind to one another, tenderhearted, forgiving one another, even as God in Christ forgave you" (Eph 4:32). Because we are His beloved, chosen nation, God hopes that we can be like Him by being clothed with "compassion, kindness, humility, gentleness, and patience" (Col 3:12 NIV). We can pray to God and ask Him to search and test our hearts, to show us what we have done wrong, and to lead us on the road to eternal life (Ps 139:23-24).

2. We are kings, priests, and prophets under the Priest, Prophet, and King, the Lord Jesus Christ. We need to be anointed and be filled by the Holy Spirit.

The Old Testament tells us that in Israelite society, priests, prophets, and kings were anointed as they began their official duties. For example, in Exodus 29:7, we read that Aaron the high priest was anointed before he began his ministry. God told Moses, "And you shall take the anointing oil, pour it on his head, and anoint him." Similarly, in 1 Kings 19:16, God told Elijah, "Also you shall anoint Jehu the son of Nimshi as king over Israel. And Elisha the son of Shaphat of Abel Meholah you shall anoint as prophet in your place."

What was the significance of being anointed? By being anointed, God's workers were set apart, commissioned, and authorized by God to work for Him. They were anointed with oil, which represents the Holy Spirit. This is illustrated by Samuel when he anointed David as king of Israel at the time he was designated to replace Saul. In 1 Samuel 16:13, we read, "Then Samuel took the horn of oil and anointed him in the midst of his brothers." Here, the oil symbolizes the Holy Spirit. Furthermore, we are told that "the Spirit of the Lord came upon David from that day forward."

Jesus Christ was anointed.
Jesus Christ was anointed when He began His earthly ministry. Isaiah predicted this anointing in Isaiah 61:1 when he said that the Spirit of the Lord would come upon the Messiah. When John the Baptist baptized Jesus, we are told that the Holy Spirit came upon Him when He came up out of the water. In other words, he was anointed by the Holy Spirit. When Jesus quoted Isaiah 61:1-2 in the synagogue of Nazareth, saying, "The Spirit of the Lord is on Me," He was announcing to the people that He was the Messiah prophesied by Isaiah long ago and that the anointing of the Holy Spirit was now resting upon Him.

The Bible tells us that every believer of Jesus Christ is also anointed. We are kings, priests, and prophets under the Priest, Prophet, and King, the Lord Jesus Christ. It records in Acts 2:4 that on the day of Pentecost, "they were all filled with the Holy Spirit and began to speak with other tongues, as the Spirit gave them utterance." Moreover, Acts 1:8 records, "But you shall receive power when the Holy Spirit has come upon you; and you shall be witnesses to Me in Jerusalem, and in all Judea and Samaria, and to the end of the earth."

We need to be filled by the power of the Holy Spirit.
Before our Lord Jesus ascended to heaven, He promised His disciples that the Holy Spirit would be a Counselor that would guide them into His truth and to empower them in their ministry. Today, we have received the Holy Spirit and the Holy Spirit is the anointing from God. We need to understand how precious the Holy Spirit is. When we understand how the Spirit of God works to direct our lives, we will want to be filled with it to the fullest.

Read the following poem to the students.

Come, Holy Spirit, now
To dwell within this soul
And become
Truly mine

Fill this heart to capacity
And teach it love
Wider and deeper than
What it used to know

Mold this character
And give it patience
To endure hardship
Refined through hope

To admit sin and fault
And repent
Self, will, and pride
To resign

Until I am no more
And what is left
Truly can be
Wholly Yours

Activity

1 Heart Match-Up

Objective: To remind students that the Lord looks at our hearts, not at what we look like on the outside.

Preparations
Photocopy the heart pattern, making half as many copies as you have students, plus one. Glue the hearts to construction paper. Cut all but one heart into two pieces. Make the cut different each time.

Instructions
1. Show the students the uncut heart, and teach them the memory verse: "The Lord looks at the heart" (1 Sam 16:7). Discuss what it means when we look at somebody's heart.
2. Give each student half a heart. On your signal, the students must try to find the other half of the heart. When they find it, both children call out "Match up!" If they are correct, they say the memory verse aloud together and may be seated while the other players match theirs.
3. Review the memory verse. Hold up one of the heart halves. Explain that as God's children, we also should not judge other people by what they look like, but by what's in their hearts. Describe the following situations and let the students say what they should do:

    1) There is a woman in a wheelchair waiting in line to buy ice cream. Everyone cuts in front of her. You are also waiting to buy ice cream.
    2) There is a classmate whose face was burned because of an accident. He seems lonely because the other kids won't play with him.
    3) A student in your class always seems to come to school smelling kind of bad. The other kids talk about him behind his back, and they avoid him as much as possible.
    4) Another classmate has glasses and always wears ugly, worn out clothes. Kids roll their eyes or snicker when it's her turn to answer or read. No one seems to want to play with her on the playground because she isn't as "cool" as the others.

Think of other situations in which your students would be tempted to act differently because of someone's appearance. Ask them how they should act instead.



E1 Year 2 Book 1 Lesson 6—Samuel Anoints David

Homework Assignment

Name: _____ **Parent signature:** _____ **Date:** _____

Bible Truth: God judges us according to what is in our hearts.

Lesson Objectives: 1. To learn not to judge by appearances, but rather to treat everyone fairly and kindly.
2. To be anointed by the power of the Holy Spirit.

Bible Reading: Please put a checkmark in the space when you complete the reading each day.
Prayer: Please put a checkmark in the space provided on the days you prayed to God.

	Sun	Mon	Tue	Wed	Thu	Fri	Sat
Bible Reading							
Prayer							

Memory Verse

Please write down this week's memory verse.

(1 Samuel 16:7b)

_____

_____

What I Learned from the Bible This Week

1. _____

2. _____

3. _____

Homework Assignment

Understanding What You Have Learned

1. Unscramble the memory verse.

heart 7 The Samuel 1 looks 16 Lord the at

_____ (_____ ____:_____)

2-4. Draw a line between the descriptions and the matching pictures.

Shepherd's Staff	King's Crown	Prophet's Oil Horn
I disobeyed God.	I tend sheep.	I anoint with oil.
I have 7 brothers.	Samuel	Saul
I went to Bethlehem.	David	I was rejected by God.

Fill In the Blank

(Abinadab handsome Spirit Shammah Lord tall)

5. Samuel thought Eliab was the chosen king because he was _____ and _____.
6. After rejecting Eliab, God didn't choose _____ and _____ either.
7. Once David was anointed, the _____ of the _____ came upon him.

Short Answer

8. What is the difference between how people judge and how God judges?

_____

9. How did people know that David was chosen to be the next king?

_____

Life Application

10. Fill out the table with what you think God can see in your heart today.

Things God Likes	Things God Doesn't Like

Lesson 7

David Kills Goliath

Before You Teach

Goliath
Goliath was one of several unusually tall and stalwart individuals mentioned in the Bible. Using the normal length of the cubit and span, the biblical text gives Goliath's height as 9 feet, 9 inches. His coat of bronze armor weighed 125 pounds and the point of his spear weighed 15 pounds.

In comparison, the average Israelite warrior was a little over 5 feet tall, carried an 8-pound spear, and held a 60-pound shield. Goliath taunted the Israelite soldiers and seemed invincible to them. However, a boy called David proved that God could conquer even the most formidable of enemies.

Sling
A sling was a weapon for hurling stones with power and accuracy, used both by shepherds and the military. The sling was made of two long straps of leather attached to a flat pad. The slinger held the end of the two straps in one hand and placed a stone loosely in the pad. He then swung the stone around to build momentum. Releasing one of the straps, he allowed the stone to fly free toward its target.

While primitive, the projectile weapon was quite powerful. Round stones found at biblical sites and identified as sling stones were two to three inches in diameter. Skilled warriors could "sling a stone at a hair's breadth and not miss" (Judg 20:16). Given the effectiveness of the weapon, David's victory over Goliath was not as surprising as many might assume.

Bible Text

1 Samuel 17:1-54

Bible Truth

The Lord is all-powerful and is able to help us overcome any difficulty.

Lesson Objectives

1. To ask the Lord for courage when we are afraid or encounter challenges.
2. To have full confidence in the Lord by relying on the power of the Holy Spirit.

Memory Verse

"Fear not, for I am with you; Be not dismayed, for I am your God."

(Isaiah 41:10a)

Prayer

In the name of the Lord Jesus Christ, we pray. We thank You, Father, for guiding us throughout this past week and for bringing us here to worship You. Sometimes we might have troubles or problems that we can't solve. Help us to rely on You when we have problems and are afraid, for You are all-powerful. You love us very much, and we know that if we ask, You will help us during these times. May Your Spirit guide us through today's class. Hallelujah! Amen.

Understanding Your Students

Have your students ever encountered overwhelming situations or ones that strike fear? In this lesson, you will help your students ask the Lord for courage and strength to overcome their feelings of despair or fear.

Allow your students to identify situations in which they might feel hopeless or scared. All of us are afraid sometimes, but letting fear control us reveals a lack of trust in God. Instead, God wants us to face our problems with courage. Having courage means being calm and brave in our thoughts and actions.

But where does courage come from? Courage comes from knowing that God is with us and that He is in control of everything. When we have a fearful problem to face, we can do several things. We can: 1) think about God's love for us and how He controls everything; and 2) ask God to help us be brave and do what He tells us.

The Bible tells us, "Be strong and of good courage; do not be afraid; nor be dismayed, for the Lord your God is with you wherever you go" (Josh 1:9). As we develop trust in God and an understanding that He is in control, we will have the courage to face any difficulty.

It is never too early for children to begin to trust in God's almighty power starting from the smallest problems in life. David's trust in God developed from previous experiences as a shepherd while fighting the beasts that would try to snatch his sheep. In a way, David's courage and confidence in the Lord came from his own testimonies of God's protection.

Encourage your students to trust God in everything in their lives, because one day, they may encounter something as big as Goliath, but they will be confident like David, who said, "The Lord, who delivered me from the paw of the lion and from the paw of the bear, He will deliver me from the hand of this Philistine" (1 Sam 17:37).

At that time, your students' courage and confidence in God may have been developed because they have had experiences of God helping them with small problems.

Vocabulary

armor: a suit of metal that soldiers wore; it kept soldiers safe in battle
slave: someone owned by someone else, just like a car or a house is owned by someone
rescue: to save from danger
sling: a weapon used for hurling rocks

Review

Last week, we learned about how David was anointed as king. Do you remember why God wanted to choose a new king? (Because Saul disobeyed God, God wanted to choose a man after God's heart—1 Sam 13:14.)

Who was David? (He was the youngest son of Jesse.) Even though he was the youngest out of all of Jesse's sons, and the least likely to be the next king, David was the one that God had chosen. What did we learn from this lesson? (We learned that God looks at the heart, not the outward appearance of a person; we shouldn't judge other people by what they look like, either.)

Students, have you ever had a problem in your life so big that you could not do anything about? [Let students give examples of their problems.] How did you feel when you faced the problem? [Let students answer, paying attention to remarks such as "discouraged" or "afraid."]

Today, we will learn more about David, years before he became the king of the Israelites. At that time, David and all of Israel had a big problem. If no one could solve this problem, then all of Israel would be doomed! Most of the Israelites were afraid and discouraged, but David wasn't. Let's find out why David had the courage to face the challenge and how all of Israel was saved.

Bible Story

The Israelites and Philistines Prepare to Fight
During the time when Saul was the king of the Israelites, they faced many troubles from their enemies, the ruthless Philistines.

The Philistines got ready for war and brought their troops together near the town of Sochoh in Judah. They set up camp at a place called Ephes Dammim, which is between Sochoh and the town of Azekah. King Saul and his troops set up their camp in the Valley of Elah and got ready to fight the Philistines. The Philistine army was on a hill on one side of the valley, and the army of Israel was on a hill on the other side of the valley. [This is a good time to draw 2 hills and a valley with soldiers on each, labeling them "Israelites" and "Philistines"—if you have time, you may also make more vivid visual aids, such as puppets or colored drawings of the landscape and people, and show them to the students at this point.]

Goliath Challenges the Israelites
The Philistine army had a hero by the name of Goliath, who was from the town of Gath and more than 9 feet tall. [Before class, try measuring the ceiling in your classroom, and compare your classroom height to the height of Goliath.]

Goliath wore a helmet and had armor to protect his chest and legs. His armor was made of bronze, and he carried a bronze sword on his back. The armor on his chest weighed about 125 pounds. His spear was huge, and even its iron head weighed more than 15 pounds. A soldier always walked in front of Goliath and carried his shield.

Goliath came out and shouted to the army of Israel, "Why are you lining up for battle? I am the Philistines' best soldier, and all of you are Saul's soldiers. Choose one of your men to come out and fight me! If he can kill me, we will become your slaves. But if I kill him, you will become our slaves. I challenge Israel's entire army right now! Choose a man for me to fight!"

When Saul and his men heard this, they became weak with fear. Goliath came forth to challenge the Israelites every morning and evening for forty days.

Boys and girls, why do you think that the Israelites were afraid? Would you be afraid of Goliath if everyone else is afraid of him? Why or why not?

David Goes to the Battlefield
Jesse was very old and had eight sons, and the three oldest ones, Eliab, Abinadab, and Shammah, went with Saul to battle. David, the youngest, came back and forth from serving King Saul to tend his father's sheep in Bethlehem.

One day, Jesse told David, "Hurry and take this sack of roasted grain and these ten loaves of bread to your brothers in camp. And take these ten chunks of cheese to the officer in charge. Find out how your brothers are and bring back something to show me that they are all right. They are with Saul's army in the Valley of Elah, where they are fighting against the Philistines."

Early the next morning, David left the sheep that he usually took care of with someone else. He loaded the supplies and started off, just as his father had told him to do. When he reached the camp, the men were taking their places and shouting the battle cry. The army of Israel and the Philistine army stood there facing each other.

David left his things with the man in charge of supplies and went up to the battle line to greet his brothers. While he was talking with them, the Philistine hero Goliath came out and started bragging as usual, and David heard him.

When the soldiers of Israel saw Goliath, they were scared and ran off. They said to one another, "Look how this man keeps coming out to insult us! The king will give a big reward to the man who kills him! The king will even let him marry his daughter and will never make his family pay taxes again!"

David was standing near some men and he asked them, "What will a man get for killing this Philistine and stopping him from insulting our people? Who does he think he is to make fun of the army of the living God?" The soldiers told David what they had been saying and what would be given to the man who killed Goliath.

When David's oldest brother Eliab heard him talking with the soldiers, he became angry and said to David, "What are you doing here? Who is taking care of the little flock of sheep out in the desert? You came here just to watch the fighting!"

David replied, "Now what have I done? Can't I even talk?" He turned and asked another soldier the same thing he had asked the others, and he was given the same answer.

David Goes to Fight Goliath
Some soldiers reported to Saul what David had said and he sent for David, who said to him, "Your Majesty, tell your men not to give up because of this Philistine! I'll go out and fight him!" Saul replied, "You don't have a chance against him! You're only a boy, and he has been a soldier since he was a boy."

But David said, "Your Majesty, I take care of my father's sheep. And when one of them is dragged off by a lion or bear, I chase after it and beat the wild animal until it lets the sheep go. If the animal turns and attacks me, I kill it. Sir, I have killed lions and bears, and this worthless Philistine will be like one of them. He should not have made fun of the army of the living God! The Lord has rescued me from the claws of lions and bears, and He will keep me safe from the hands of this Philistine!"

Saul told David, "All right, go ahead, and may the Lord be with you!" So Saul had his own fighting clothes and armor put on David, and he gave him a bronze helmet to wear. David strapped on a sword and tried walking

around. He was not used to wearing full armor and felt weighed down.

"I can't move with all this stuff on," David said. "I'm just not used to it!" So he took off the armor. After David had picked up his shepherd's stick, he went out to the stream and found five round stones, which he put in his small leather bag. Next, he took his sling and went toward Goliath.

David Defeats Goliath

Goliath came toward David with a soldier carrying his shield walking ahead of him. When Goliath saw that David was just a healthy, good-looking boy, he made fun of him. "Do you think I'm just a dog?" Goliath asked.

"Is that why you've come after me with a stick?" He cursed David in the name of the Philistine gods and shouted, "Come on! When I'm finished with you, I'll feed you to the birds and wild animals!"

David answered, "You've come out against me with a sword, a spear, and a dagger. But I've come out against you in the name of the Lord of hosts. And He is the God of Israel's army! Today the Lord will let me defeat you, and I will knock you down and cut off your head. Then I'll feed your body to the birds and wild animals, and the whole world will know that there is a God in Israel! Everybody here will see that the Lord does not need swords or spears to save His people. The Lord always wins His battles, and He will let us defeat you!"

When Goliath started forward, David ran to meet him and took a stone from his bag. He put it in the sling and swung the sling around with its straps. When he let go of one strap, the stone flew and hit Goliath in the forehead. The stone cracked his skull, and he fell face down on the ground. David defeated Goliath with a sling and a stone. He killed him without even using a sword.

At once, David ran over to Goliath. He took out the dead man's sword and used it to cut off his head. When the Philistines saw that their hero was dead, they started running away. But the men of Israel and Judah let out a battle cry and chased them as far as Gath and Ekron. The bodies of the Philistines were scattered all along the road that leads from Shaaraim to Gath and Ekron.

When the army of Israel returned from chasing the Philistines, they took what they wanted from their enemy's camp. David took Goliath's head to Jerusalem, but he kept Goliath's weapons in his own tent.

Memory Verse Practice

Please reinforce the memory verse every week.
You can practice the memory verse with your students anytime during class.

"Fear not, for I am with you; Be not dismayed, for I am your God." (Isaiah 41:10a)

Spiritual Teaching & Life Application

1. The Lord is all-powerful and is able to help us overcome any difficulty.

Materials: a paper copy of a standard dictionary

Write the following memory verse on the board, underlining or highlighting the words in bold:

> **Fear** *not, for I am with you;*
> *Be not* **dismayed**, *for I am your God.*
> (Isa 41:10a)

Ask the students if they can define the words in bold. If they cannot, assign one student to look up the words in a dictionary and tell the class.

This verse is God talking to each and every one of us. Let's see what it means.

Read Isaiah 41:10 in its entirety. Go through each line of the verse and ask the students to explain what it means. You might need to explain that the right hand was a symbol of control (because most people were right-handed), so it meant that God was in control.

Boys and girls, can you think of anyone else in this world who could say this to us? Can our parents say this? Can our teachers? Sometimes adults around us can help us, but even they cannot always help. Can you think of a time when your parents cannot help you? (E.g., when you are at school and they are at work, they cannot help you.) But God is always with us no matter where we are, and He promises in this verse that He will help us and uphold us with His right hand. He is in control of everything, so we never need to be afraid.

2. Ask the Lord for courage when we are afraid or encounter difficulties.

Draw a figure of a big and tall Goliath on the board. Have different students take turns to draw each of Goliath's weapons and armor, according to 1 Samuel 17. [Keep track of time.]

Now, draw a picture of an ordinary-sized person (compared to Goliath) on another area of the board.

Distribute an index card to each student. Ask the students to write on the index card one difficulty that they or their family face (or if they cannot think of any, a hypothetical but realistic problem) that they cannot solve by themselves. Have one student collect all of the index cards in a pile. Tape them up next to Goliath while reading them aloud.

Point to the ordinary-sized person and ask the students, "When King Saul and the Israelites saw Goliath, how did they feel and why?" (Afraid and discouraged.) "What did the Israelites not have that made them afraid?" (Courage and bravery.)

When you face a difficulty like the ones we listed on the board, how do you feel and why? (Afraid and discouraged.) What do we need in order to not be afraid? (Courage.) But WHERE can we get this courage?

Ask students to turn to 2 Timothy 1:7 and read aloud. Ask your students, "What kind of spirit does God NOT give us?" (Fear and timidity; you may need to explain that it means being afraid.) "What kind of spirit does God want to give us?" (Power, love, discipline, and a sound mind.)

So when we are afraid, we need to ask God to give us a spirit of courage and power so that we don't get caught up in fear.

3. Have full confidence in the Lord and rely on the power of the Holy Spirit when we face challenges.

In today's Bible story today, who showed courage? [Next to the ordinary-sized person drawn on the board, write "David."]

Let's find out why he had courage while everyone else was afraid. When David met Goliath, what did he say? Turn to 1 Samuel 17:45-47.

Do you think that David knew that he would win the fight? Why or why not? (Yes, because David had full confidence in the Lord.)

Write on the board, "Sword and spear," "sling and stones," and "the Lord." Which one of these did David have confidence, or trust, in to win the fight?

When Goliath and the Philistines came to fight against the Israelites, they were actually fighting against the army of God. Instead of fearing God, the Philistines and Goliath made fun of them and therefore made fun of God.

Boys and girls, have you ever been made fun of because you believe in God? What happened? What did you do about it? Allow students to share.

Did you know that when others make fun of us because we believe in God, they are actually making fun of God? We should not be afraid of them, but have full confidence and trust in the Lord just as David did. We need to pray in our hearts and pray in the power of the Holy Spirit at all times to ask God to give us courage and confidence in the Lord.

Activity

1 Memory Verse Banner

Materials

- Long sheet of butcher paper
- Poster paint (or markers, if you don't have paint)
- Pictures of flags of different countries

Instructions

1. Sing verse one of "Stand Up, Stand Up for Jesus" (try to have the students memorize it).
2. Explain to the students the following vocabulary words: banner (flag), foe (enemy), vanquished (defeated).
3. Show students picture of flags of different countries and explain what some of the pictures on the flags mean.
4. Brainstorm what pictures would be on the royal banner of God. Some ideas include the Bible, a dove, the cross, a heart (meaning love), etc. Avoid putting images of people, including depictions of Jesus Christ.
5. Spread the sheet of butcher paper on a long table. Depending on the number of students, assign each student to draw on the butcher paper one of the items that you brainstormed. Assign one student to write out the memory verse somewhere on the banner.
6. After the banner has been completed, post it up somewhere in the classroom.
7. Ask the students if they ever have to say the pledge of allegiance at school. Ask them if they know what it means to pledge allegiance (it means to promise to be true to their country and to stand up for their country). Explain that in God's kingdom, the Lord Jesus is our King, and we need to pledge allegiance to and stand up for Jesus.
8. Students, from the story we learned today, do you think that King Saul held up his pledge of allegiance to God's kingdom? (No, he was afraid.) Do you think that the Israelites did? (No, they were afraid.) How about David? (Yes.) In what way did David stand up for God's kingdom? (He was brave enough to stand up against Goliath for God.) What gave him the courage to stand up for God's kingdom? (David had faith in God's almighty power.)
9. Students, in what ways can we stand up for God's kingdom? Ask each student to share at least one way.
10. Sing "Stand Up, Stand Up for Jesus" again.

Homework Answer Key

1. "Fear not, for I am with you; Be not dismayed, for I am your God." (Isaiah 41:10a)
2. C
3. E
4. C
5. True
6. True
7. David, daughter, family
8. lions, bears, God
9. armor, bag, stones, sling
10. Answers may vary.

E1 Year 2 Book 1 Lesson 7—David Kills Goliath

Homework Assignment

Name: _____ **Parent signature:** _____ **Date:** _____

Bible Truth: The Lord is all-powerful and is able to help us overcome any difficulty.

Lesson Objectives: 1. To ask the Lord for courage when we are afraid or encounter challenges.
2. To have full confidence in the Lord by relying on the power of the Holy Spirit.

Bible Reading: Please put a checkmark in the space when you complete the reading each day.
Prayer: Please put a checkmark in the space provided on the days you prayed to God.

	Sun	Mon	Tue	Wed	Thu	Fri	Sat
Bible Reading							
Prayer							

Memory Verse

Please write down this week's memory verse.

(Isaiah 41:10a)

_____

_____

What I Learned from the Bible This Week

1. _____

2. _____

3. _____

Homework Assignment

Understanding What You Have Learned

1. Write down the memory verse for this week.

_____

Multiple Choice

2. _____ : Goliath, the hero of the Philistine army, was taller than 9 feet and carried _____.
   a. A shield, a sling, and an axe
   b. A bow and arrow, a cannon, and a knife
   c. A sword, a spear, and 125 pounds of armor

3. _____ : When David faced Goliath, _____.
   a. Goliath made fun of David because he looked like a boy going after a dog.
   b. David made fun of Goliath because he looked like a gorilla.
   c. David bravely said that he came in the name of the Lord and that the battle was the Lord's.
   d. None of the above.
   e. Both A and C.

4. _____ : David beat Goliath because _____.
   a. He used a sling and stone.
   b. He had better weapons than Goliath.
   c. He had courage and full confidence in the Lord.

True or False

5. Goliath challenged the Israelites to send their best soldier to fight him and said that whoever won would be the king of all of the Philistines and the Israelites. _____
6. David was not afraid of Goliath like the rest of the Israelites. _____

Fill In the Blank

(sling God bag daughter lions stones David family armor bears)

7. Jesse sent his youngest son _____ with some food to see how his older sons were doing. When he arrived, many of the Israelite soldiers were saying that whoever could beat Goliath would be given the king's _____ in marriage and his _____ would be free from taxes.
8. David told King Saul that he wanted to fight Goliath. He said that he had fought _____ and _____ that were after his sheep before. He also said that _____ would rescue him from Goliath just like He had rescued him from their claws.
9. David tried on King Saul's _____, but he was not used to it. Instead, he brought his _____, picked out five round _____, and took his _____ in his hand to face Goliath.

Life Application

10. Work with your mom or dad. Ask your mom or dad to share a testimony in the family of when someone was in trouble but was able to overcome it by having courage and full confidence in the Lord. On another piece of paper, write a one paragraph summary of the testimony.

Lesson 8

Saul Is Jealous of David

Before You Teach

David the Musician and Poet
Although known for his shepherding skills and bravery as a warrior, David was also an accomplished harpist and musician. His introduction into the palace was as a harpist, playing to comfort Saul when evil spirits came to torment him.

In addition, he has been attributed with over seventy psalms of the Bible. These psalms reveal his deep love for God as well as his own very human emotions. Many psalms are written about specific events of David's life.

For example, Psalm 3 describes David's thoughts as he fled during Absalom's rebellion, and Psalm 51 records David's public confession of his sin with Bathsheba. David's psalms are models of truly meaningful, personal prayers.

Harps
Harps were popular musical instruments in Saul's day, and their music is still known for its soothing quality. The simplest harps were merely two pieces of wood fastened at a right angle to each other. The strings were stretched across the wood to give the harp a triangular shape.

Simple strings could be made of twisted grasses, but better strings were made of dried animal intestine. Harps could have up to forty strings and were louder than the smaller three or four-stringed instruments called lyres.

Bible Text

1 Samuel 18:6-30

Bible Truth

Jealousy causes people to sin against God.

Lesson Objectives

1. To be content with and thankful for what the Lord has given us.
2. To understand why we should not be jealous of others.

Memory Verse

"Be content with such things as you have."

(Hebrews 13:5b)

Prayer

In the name of the Lord Jesus Christ, we pray. We thank You, Father, for guiding us throughout this past week and for bringing us here to learn more about You. We thank You for all that You have given us and prepared for us, all of which is good. Please help us to be content with all that You have given us and let us not be unhappy about what we don't have. We know that You love us and have prepared only the best for us. May Your Spirit guide us throughout today's class. Hallelujah! Amen.

Understanding Your Students

In this week's lesson, you will help your students become aware of the jealousy that they may struggle with and of how to stop this agent of sin with God's help.

First, help your students understand the meaning of jealousy. It is feeling unhappy (or even angry) because you don't have something that someone else has. How do you react when friends say good things about your brother, but not about you? Do you get jealous?

Perhaps a friend of yours always gets better grades than you do. Maybe your sister seems to get more clothes or toys from your mom and dad than you do. Or perhaps you have a new baby in your family and you don't like him getting more attention than you. These are all different expressions of jealousy.

Jealousy is a terrible thing. The Bible says, "Envy rots the bones" (Prov 14:30). This means that if we allow it, jealousy can control us so much that we can get both physically and spiritually sick. As children of God, we need to be careful not to become jealous.

We can stop becoming jealous with God's help. If we admit our sins to Him and repent, He will help us overcome our jealousy (1 Jn 1:9).

When we realize that we are even a little bit jealous of someone else, we can start putting off jealousy right away. We can stop comparing ourselves to others, stop wanting things others may have, and stop feeling sorry for ourselves.

What we can start doing is to begin praying for others, to look for the good in others, to encourage others for the gifts God has given them, and to thank God for working in other people's lives. As we rely on the power of God and strive to do the things above, we will notice that God will give us the strength to overcome jealousy.

Vocabulary

jealous: to want something that someone else has; not being satisfied with what you have
content: being happy and satisfied with what you have
success: when something goes well; achieving a goal
enemy: someone who doesn't like you; someone who makes trouble for you
Philistines: the enemies of the Israelites
celebrate: to be happy and have a party
tambourine: a round instrument with bells on the side that you tap or shake to make sounds
harp: a stringed instrument that you pluck to make music
evil spirit: invisible spirit from Satan (not from God)
spear: long wooden pole with a small pointed metal tip; used as a weapon

Review

Last week, we learned about how David fought the giant Goliath. Do you remember who won? (David won.) Why was everyone afraid of Goliath? (He was a big and strong giant; it looked like no one could beat him.) Why do you think that David wasn't afraid to fight Goliath? (He knew that the Lord was with him and would help him win the fight.)

What kinds of weapons did David bring to challenge Goliath? (He only brought 5 smooth stones and a sling.) Why do you think David won the battle, even with no armor? (The Lord helped him to win.) What did we learn from David and Goliath? (Even though sometimes things look impossible or really hard to do, we can always rely on God to give us the strength to do it; God is all-powerful and He can help us to do anything!)

This week, we will learn about Saul and David. Do you remember who Saul is? (The king of Israel.) After David killed Goliath, he became Israel's instant hero. Saul thought that the people of Israel liked David more than him, so Saul became jealous.

In this week's lesson, we're going to see what becomes of Saul's jealousy.

Bible Story

Saul Becomes Jealous of David

When David and the soldiers were returning home after he had killed Goliath, women from every town in Israel came to meet them. They were singing and dancing to the music of tambourines and harps. They celebrated and sang: "Saul has killed a thousand enemies, but David has killed ten thousand!"

How do you think Saul felt when he heard this? (King Saul probably did not like that someone lower than him had killed more enemies and received more praise.)

When Saul heard what the people were saying, he was upset and became so angry that he said to himself, "They say that I have killed only a thousand enemies, but David has killed ten thousand. What more can they do for David besides making him king?" What was Saul afraid of? (That's right! He was afraid that David might be king instead of him.)

From then on, Saul did not trust David.

Saul Tries to Kill David Twice with a Spear

The next day the Lord let an evil spirit take control of Saul, and he began acting like a crazy person. As usual, David had come to play the harp for Saul.

Does anyone know what a harp is? [Show the students a picture of a harp.] The harp is an instrument that makes a very sweet and soothing sound. David was a great musician and played the harp very well.

However, this time Saul had a spear in his hand and thought, "I'll nail him to the wall!" He threw it at David twice. Why do you think Saul tried to kill David? (Because Saul was jealous that someone could be better than him.) What do you think happened to David? [Let students guess.] David dodged and got away both times. David could get away because the Lord was protecting him.

Saul was afraid of David because the Lord was with David and not with him. He put David in charge of a large group of soldiers and sent him away. David led them in battle and was always a success because the Lord was with him.

When Saul saw what a success David was, he became even more afraid of him. But everyone else in Judah and Israel liked David, since he led their armies in battle.

Saul Offers His Daughter in Marriage to David

One day Saul had an evil plan. He said to David, "You may have my older daughter Merab in marriage; you only have to serve me bravely and fight the battles of the Lord."

Saul thought to himself, "I won't kill David myself. I'll let the Philistines do that!" What was Saul's plan? [Give students time to answer.] Saul didn't want to kill David himself but came up with a plan so that it would look like the enemies had killed David.

But in response, David said to Saul, "I am nobody. How could I marry the daughter of the king?" So Saul gave his daughter Merab in marriage to someone else.

Now Saul's other daughter Michal was in love with David. When Saul found out about it, he was happy. He thought, "I will let her marry him, and he will be distracted and will not be able to concentrate on fighting the Philistines."

So Saul said to David, "Now you have a second chance to marry one of my daughters." Why did King Saul want David to marry his other daughter? (Because he wanted David to die at the sword of the Philistines; it was a very evil plan!)

Then, Saul ordered his servants, "Speak to David alone and say, 'Look, the king is very happy with you, and his servants all like you. Everything is working out for you, so just marry his daughter.'" Saul's servants told David what Saul said.

But David answered them, "Do you think becoming the king's son-in-law is no big deal? I'm only a poor man and little known." What was David's excuse for not marrying Michal? (He felt that he was poor and wasn't good enough to marry a princess.)

David Kills Two Hundred Philistines

Do you think Saul was going to give up trying to kill David? No!

When Saul's servants told him what David had said, Saul replied, "Say to David, 'In order to marry the king's daughter, you must kill one hundred Philistines to take revenge on his enemies.'" Killing one hundred men is a very difficult task! Saul's plan was to have David killed by the Philistines. Tricky, tricky Saul!

When the servants told David what the king said, David was happy to become the king's son-in-law. David wanted to help the king kill his enemies. So before the time was up, David and his men went out and killed two hundred Philistines, instead of just one hundred, because God was with David.

After the victory, Saul let David marry his daughter Michal.

The Philistines continued to fight the Israelites. When David went out to fight against them, he had more success than any of Saul's other officers, and he became well-known and highly esteemed. The Bible said that wherever David went, he behaved wiser than all the servants of Saul.

The Lord Gives David Success

When Saul realized that the Lord was with David and that his daughter Michal loved David, Saul became even more afraid of him. Saul treated David like an enemy; he could never really overcome his jealousy of David.

Check for Understanding

1. **Why was Saul jealous of David?** The women sang that David had killed more enemies than Saul; David became more popular than Saul, who wasn't happy that someone was better than him.
2. **What did Saul try to do to David because he was jealous of him?** Saul tried to kill David by throwing spears at him, by sending him off to kill enemies, and by marrying him off to one of his daughters.
3. **Who was always with David, giving him success?** God was always with David, protecting him and helping him win.
4. **What did David have to do in order to marry Saul's daughter?** David had to kill one hundred Philistines.
5. **Why did Saul ask David to kill one hundred Philistines?** He was hoping that David would be killed by the Philistines while he was completing the difficult challenge.

Memory Verse Practice

Please reinforce the memory verse every week.
You can practice the memory verse with your students anytime during class.

"Be content with such things as you have." (Hebrews 13:5b)

Spiritual Teaching & Life Application

In this lesson, we see that Saul was jealous of David because the people praised David more than they praised him. Saul wanted to be the best and could not accept that someone could be better than him.

Jealousy is a sin that God does not like. Jealousy is terrible and can make a person sick both physically and spiritually. God wants us to be content and happy with the things we have.

He has made each person special and unique, so of course we will each have our own strengths and weaknesses.

Many children may struggle with jealousy but not even know that it is a problem for them. We need to examine ourselves to see if we are jealous of someone else. Ask your students, "Do we ever feel angry if someone else does something better than us?" "Are we mad if someone praises our brothers or sisters more than us?"

What Is Jealousy?

Jealousy brings decay to our lives because it makes us focus on anger and bitterness (Prov 14:30). It tells us in Ephesians that we should not give the devil any opportunity to get into our lives. Therefore, we must be aware that jealousy can grow into bigger things, and it can take over our lives. If we love to be generous, however, we push jealousy away, meaning that we are less likely to be led astray. Jealousy is evil and God tells us not to do evil. We cannot let bad feelings cause us to hurt our relationship with God and with others.

1. We Must Give Jealousy Over to God

If we find ourselves becoming jealous, we have to give it over to God. That means asking God to give us the strength to overcome it. Only through the power of God can we overcome the weakness. We need to read the Bible because the word is truth. God's word will change us. When our attitude changes, other things change too, including our spiritual lives, so we can go and bear fruit.

As children of God, we need to be careful not to become jealous. We can stop becoming jealous with God's help. If we admit our sins to Him and repent, He will help us overcome our jealousy.

The next time we feel jealous, what can we do? Instead of being mad at someone who can do something better than us, we can learn from their gifts. For example, if another church member is better at playing piano than we are, we can ask them for tips and suggestions that can help us improve. We can also praise God for giving them those gifts to help the church and other people.

2. Speaking in Love. We Must THINK Before We Speak:

- T – Is it **T**RUTHFUL?
- H – Is it **H**ELPFUL?
- I – Is it **I**NSPIRING?
- N – Is it **N**ECESSARY?
- K – Is it **K**IND?

If it is all of these things, we are acting and speaking in love. We are followers of Christ and we are called to speak the truth.

3. Be Thankful
We also need to realize and be thankful for all the gifts that God has given us. What are some things that God has given you that make you special? (Maybe your students can speak more than two languages, are good at certain subjects, can play certain instruments, are good at sports, etc.)

Have your students make a list of things that God has given them. They can thank God for these things instead of comparing things that they don't have.

Homework Answer Key

1. jealous
2. harp
3. spear
4. Michal
5. False; David married Michal.
6. True
7. False; Saul asked David to kill 100 Philistines.
8. True
9. True
10. Answers may vary.

Activities

1 Compliment Card

Objectives: 1. To help students compliment others, instead of hating them.
2. To help students see their strengths, so they won't always compare their weaknesses.

Materials
- Thick paper for each student

Preparations
1. Give each student a piece of paper and ask each student to write his name in the middle of the paper.
2. Have the students sit in a circle.

Instructions
1. Tell the students that they will be learning about how to appreciate, instead of get mad at, other people when they do something better than them. This is a way to praise God and not be jealous.
2. Set a timer for 30 seconds. Tell the students to pass their paper to the right, and then start the timer. The students have 30 seconds to write a compliment for the person whose name is on the paper that they get.
3. When the timer beeps, they need to pass the paper they have to their right again. This means that they will be writing on a different person's card every 30 seconds.
4. After all the papers get passed around, each student should end up with their own paper that is full of compliments.
5. Give the students some time to read the compliments on their paper. This should help the students feel better about themselves. It will also help the students see their strengths, so they won't always feel the need to compare their weaknesses with others.

2 Be Content Mobile

Objective: To allow students to count their blessings and be content with what they have.

Materials

- Hole punch
- Markers
- Scissors
- Tape
- Paper plates
- Brightly-colored yarn
- Construction paper

Preparation: Cut the paper plates in half for the students.

Instructions

1. With the flat side on the bottom, draw a rainbow on the paper plate. Write the words "Be Content" under the rainbow.
2. Punch holes on the bottom row of the plate. Tie pieces of yarn to each hole. About 5 holes should be suitable for this activity.
3. Give each student a few pieces of small construction paper (if you have time, cut these into cloud shapes). Have them write down things for which they can be thankful.
4. Hole punch the pieces of paper and tie them to the ends of the yarn. The end result should look like a rainbow mobile with all the things the students are thankful for hanging from it.
5. The students can take this home and hang it in their rooms as a reminder to be content with the things that they have and not to compare the things they don't have.

E1 Year 2 Book 1 Lesson 8—Saul Is Jealous of David

Homework Assignment

Name: _____ **Parent signature:** _____ **Date:** _____

Bible Truth: Jealousy causes people to sin against God.

Lesson Objectives: 1. To be content with and thankful for what the Lord has given us.
2. To understand why we should not be jealous of others.

Bible Reading: Please put a checkmark in the space when you complete the reading each day.
Prayer: Please put a checkmark in the space provided on the days you prayed to God.

	Sun	Mon	Tue	Wed	Thu	Fri	Sat
Bible Reading							
Prayer							

Memory Verse

Please write down this week's memory verse.

(Hebrews 13:5b)

_____

_____

What I Learned from the Bible This Week

1. _____

2. _____

3. _____

Homework Assignment

Understanding What You Have Learned

Fill In the Blank

(spear, harp, Michal, jealous)

1. King Saul was _____ of David.

2. When David played the _____, it was usually very soothing to Saul.

3. Saul threw a _____ at David twice to try to kill him.

4. Saul's daughter _____ loved David.

True or False

5. David married Saul's daughter, Merab. _____

6. Saul was jealous because the people said, "Saul has killed a thousand enemies, but David has killed ten thousand!" _____

7. Saul told David to kill one thousand Philistines before he could marry his daughter. _____

8. The Lord was with David and that was why he was successful in all that he did. _____

9. Saul was David's enemy all his life. _____

Life Application

10. Please write one way you can overcome jealousy.

_____

_____

_____

_____

Lesson 9

Jonathan and David, Best Friends

Before You Teach

Jonathan
As the oldest son and heir of King Saul, Jonathan was expected to succeed his father on Israel's throne. Scripture portrays Jonathan as a worthy prince—bold, inspirational, and a pious military leader in Israel's struggle with the Philistines.

Jonathan's essential character is revealed most clearly in his relationship with David. When David entered Saul's service, the two became close friends and formalized the bond between them by making a covenant of total commitment to one another's families. Jonathan supported David even as David's growing popularity and military success aroused the jealousy of King Saul. Jonathan at times openly defended David before his father. He also secretly helped David by keeping him informed of Saul's intentions. Jonathan models the principle of Proverbs 17:17, "A friend loves at all times."

Understanding Your Students

In this week's lesson, we will help the students understand how important it is to choose friends that love and fear the Lord. While God wants us to be friendly and show His love to everyone, our very closest friends should be those who love Jesus as we do. God's word says, "Evil company corrupts good habits" (1 Cor 15:33). This means that if the people around us are bad, we will also tend to do what is wrong. It is important to choose our friends wisely. We think and act like our friends, so the wrong friends may influence us to lie, cheat, or steal. Choosing the wrong friends can lead us into bad situations.

Students at this age are beginning to find and value friendship. Although they may not be seeking a specific group of friends, it is important that they understand that a good friend can eventually become a person closer than anyone else in their family. And because of that, much of what the students say, hear, think, and do, can be influenced greatly by their peers.

God promises blessings to those who choose their friends wisely. Just as the wrong friends can influence us to do wrong, friends who love Jesus can encourage us to do right. For example, they can encourage us to attend church, to value the Lord more than material things, and help us do right things and say "No" to sin. Ask your students if they have friends who love the Lord and encourage them to do right. That kind of friend may be hard to find, but we can ask God to help us to find such a friend.

Bible Text

1 Samuel 18:1-5; 20:1-16

Bible Truth

A good friend is one that loves and fears God.

Lesson Objective

To choose friends who love and fear the Lord.

Memory Verse

"A friend loves at all times."

(Proverbs 17:17a)

Prayer

In the name of the Lord Jesus Christ, we pray. We praise and thank You, Lord, for Your wonderful mercy and grace. We also thank You for protecting us, our family, and our friends throughout this past week. We know how important friends are—please help us to be wise when we choose our close friends, choosing those who love You. May Your Spirit guide us as we learn about two best friends, Jonathan and David. Hallelujah! Amen.

Vocabulary

officer: someone in charge of others in the army
crime: something that is against the law; wrongdoing
success: something that goes well; a person that does well

Review

Last week, we learned how God gave success to David in everything he did. Because of this, who became jealous of David? (King Saul.) Because Saul was jealous, what did he try to do to David? (Kill him.) What did we learn in last week's lesson about jealousy? (We should never be jealous of others, and we should be content with what God has given us.)

This week, we will learn about David and his best friend, Jonathan. Today, we will see how friends should love one another through the example of David and Jonathan.

Bible Story

Warm-up
Ask your students if they have any good friends in church or school. How do they treat each other in church and in school? Ask the students to share what good friends have in common or what they share or do together. Create a compare and contrast list on the board and explain the differences between school and church friends.

David and Jonathan Become Friends
Soon, David became the best friend of Jonathan, Saul's oldest son. In fact, Jonathan thought as much of David as he did of himself. Because of this, Saul kept David in his service without letting him go back home.

Jonathan liked David so much that they made a promise to always be loyal friends. Jonathan gave him his armor and his robe, together with his sword, his bow, and his belt. David always did very well in everything that Saul sent him to do, and Saul made him a high officer in his army. An officer is a person who has the power to lead many soldiers. So, David was very important. This pleased everyone, including Saul's other officers.

David Tells Jonathan that His Life Is in Danger
Remember, Saul was jealous of David because God gave David a lot of success. Saul became so jealous that he tried to kill David. Finally, David went to a place called Naioth [show map]. But Saul found out that he was there. David escaped from Naioth in Ramah [show map again] and ran to see Jonathan. When he got there, he asked, "What have I done wrong? What crime have I committed? What have I done to make your father want to kill me?" What was David feeling right now? Name some emotions. What would you have felt if you were David?

Jonathan replied, "Your life is not in danger! My father doesn't do anything without letting me know about it! Why would he hide this from me? It can't be true!"

But David swore it was true and said, "Your father knows how much you like me, and he didn't want to break your heart. That's why he didn't tell you. But I swear by the living Lord and by your own life, that I am only a step away from death." Swearing in this way meant that it was a very serious promise. Knowing that his best friend's life was in danger, how do you think Jonathan was feeling?

Jonathan and David's Agreement
Jonathan said to David, "Tell me what to do, and I will do it."

David answered, "Tomorrow is the New Moon festival, and your father has invited me to eat dinner with him. But instead of going, I'll hide in a field until the evening of the next day. If your father misses me, tell him that I have asked to go to my hometown of Bethlehem [show map] in order to take part in the sacrifice my family makes there each year. If he says that's all right, I'm safe. But if he gets angry, you will know that he wants to harm me. Please be kind enough to keep the promise you made to me in the Lord's name. If I have done anything wrong, kill me yourself, but don't hand me over to your father." David was thinking that if he had really done something wrong, he would much rather his best friend take his life, than be taken to King Saul.

"Don't worry," Jonathan replied. "If I thought my father wanted to kill you, wouldn't I tell you?"

David asked, "How will you let me know if your father is angry with me?"

Jonathan answered, "Let's go out into the field." When they got there, Jonathan said, "By this time the day after tomorrow, I swear by the Lord, the God of Israel, that I will find out what my father is thinking! If he is friendly

to you, I will surely let you know. But if he wants to hurt you, then may the Lord punish me very strictly if I do not let you know and help you escape. May the Lord bless you, as He used to bless my father! Please be kind to me as the Lord has been and do not kill me. But after I die, and the Lord has taken away all of those who hate you, still be kind to my family."

So, Jonathan and David made an agreement that David's family would always have to take care of Jonathan's family. And Jonathan said, "May the Lord punish David's enemies!"

David and Jonathan Say Goodbye

The next morning, Jonathan went out to the field to meet David. He brought a small boy with him, and he said to the boy, "Run and find the arrows that I'm going to shoot." As the boy ran, Jonathan shot an arrow past him. The boy then picked up the arrow and returned to his master. Then Jonathan gave his bow and arrows to the boy and said, "Go, carry them back to town."

After the boy had gone, David came from where he was hiding and bowed before Jonathan three times. Then they cried together, and David cried the most. Jonathan said to David, "Go in peace, because we have sworn to be friends in the name of the Lord." Then David left, and Jonathan went back to town.

We can see that Jonathan and David were such good friends. Jonathan would do almost anything for David. Even though Jonathan's father wanted to kill David, David was still Jonathan's best friend. They never said anything bad to each other; they did not fight each other; and they did not argue or get into trouble. Instead, they continued to care for each other. This is how good friends should act.

Check for Understanding

1. **Who was David's best friend?** Jonathan, Saul's oldest son.
2. **When Jonathan found out that Saul was trying to kill David, what did Jonathan do?** He warned David and told him to run away.
3. **What did David and Jonathan promise each other?** They promised that they would always be friends.
4. **Why is it so important to make friends who love and fear the Lord?** They can tell us what the right thing to do is, because they fear the Lord and keep His commandments.
5. **Think about your closest friends. Do they help you to do what is right? Do they help you to get to know and love Jesus better? If so, thank the Lord for them. If not, ask God to help you find a friend who will.**

Memory Verse Practice

Please reinforce the memory verse every week.
You can practice the memory verse with your students anytime during class.

"A friend loves at all times." (Proverbs 17:17a)

Homework Answer Key

1. True
2. False; Saul didn't want Jonathan to know.
3. False; he hid in a field.
4. True
5. robe, sword, belt
6. Naioth
7. New Moon
8. punish
9. three
10. Answers may vary.

Spiritual Teaching & Life Application

When King Saul heard the people praise David in song, singing, "Saul has slain his thousands and David his ten thousands," he sought to kill David from that day forward. However, Jonathan and David's friendship was so strong that they promised to never let anything come between them. In fact, Jonathan's love for David grew even more! Many times, he warned David that his father was coming to take his life. Jonathan went out of his way to defend David by pleading to his father not to kill him. In 1 Samuel 19:4-5, Jonathan said, "Let not the king sin against his servant, against David, because he has not sinned against you, and because his works have been very good toward you. For he took his life in his hands and killed the Philistine, and the Lord brought about a great deliverance for all Israel. You saw it and rejoiced. Why then will you sin against innocent blood, to kill David without a cause?"

1. Loyalty toward God and David
Jonathan loved and cherished David so much that one time, he almost got killed at the hands of his father. At another time, he traveled for a long distance just to see David, who was in hiding. Jonathan knew that one day, David would be the king. He could have refused to accept God's plan. But instead, he became best friends with David. In all of this, Jonathan showed great loyalty not only to David, but also to God.

David always remembered the covenant he made with Jonathan, "And you shall not only show me the kindness of the Lord while I still live, that I may not die; but you shall not cut off your kindness from my house forever, no, not when the Lord has cut off every one of the enemies of David from the face of the earth" (1 Sam 20:14-15).

When Jonathan died, David composed a song called "Song of the Bow". In it, David laments over the deaths of Saul and Jonathan. It can be found in 2 Samuel 1:19-27. Three times it repeats the refrain, "How the mighty have fallen" (2 Sam 1:19, 25, 27). David asked that this song be taught to the children of Judah. This is truly amazing. David didn't rejoice at the death of Saul, but rather showed great loyalty toward Jonathan and Saul.

2. Best friends always keep their promise to remember their covenant
Even after the death of Jonathan, David kept his promise to show kindness to his friend. He searched out Jonathan's son Mephibosheth and provided for him the rest of his life. Let's read 2 Samuel 9:1-11. This passage shows David's kind heart and great love toward Jonathan and Saul. "Now David said, 'Is there still anyone who is left of the house of Saul, that I may show him kindness for Jonathan's sake?'" Did you know that it was customary in those days for a new king to completely kill anyone connected with the prior king? David remembered his covenant with Jonathan (1 Sam 20:14-15); he went against the tradition and asked what he could do for the family of his enemy. This was indeed a very brotherly friendship that called for the laying down of one's life for another.

Summary: Having friends in Christ is important to our spiritual life
Friendship is so important that the Bible addresses it several times. Proverbs 18:24 says, "A man who has friends must himself be friendly, but there is a friend who sticks closer than a brother." If we haven't realized already, our friends can be closer than a brother, sister, mother, or father. We may share many things with our friends that we would not share with our families. Therefore, friends are the families we choose for ourselves, and we must choose wisely.

Some of the crimes we often read or hear about are carried out by more than one person. For example, some friends will work together to steal something from a store that they're shopping in. Other friends may influence each other to disobey and lie to their parents. As you and your friends get older, they may influence you to commit even greater sins against God.

Therefore, having friends in Christ is extremely important to our spiritual life. Because friends in Christ have God in common, it is very easy to be of one Spirit and one mind. Some good friends form "prayer buddies" and pray together all the time. Some of you may not have the Holy Spirit yet. Having a prayer buddy to pray for the Holy Spirit with is something worth having. There could be other times you just need someone to talk to. Just remember that a friend hears what you say, a good friend listens to what you say, but a best friend listens to what you don't say. Ask God to grant you the wisdom to know the difference between a good friend and a bad friend.

Activities

1 Good Friends

Instructions
David and Jonathan were best friends. Draw a speech balloon around each sentence and make it point to the person who might have said it. The first one is done for you.



David

1. My name is David, and I have a best friend who always helps me.

2. I played the harp for my king, who had an evil spirit.

3. I did not want to go away, but my friend knew it was best for me.

4. My best friend knew it was wrong for his father to hate me.

5. I was so sad to see my friend go away, but we promised to always be good friends.

6. I made a plan to save my friend's life. He had to run away because my father wanted to kill him.

7. I knew it was God's plan for my friend to be king.

8. My friend has a good heart. He was always kind toward my father.

9. My friend gave his best things to me. I was so touched.

10. I promised to take care of my best friend's family no matter what happened.

Jonathan

2 Friendship Chain

Materials
- Colored construction paper
- Stapler

Preparation: Cut the colored construction paper into 1" x 4" strips, making at least six strips per student.

Instructions
1. Have the students sit around a table or in a circle on the floor. Give each student five paper strips of various colors. One student begins by saying the memory verse to the student on his right: "A friend loves at all times. Proverbs chapter 17, verse 17." They will each join one of their strips together to form links for you to staple together, forming a chain. The next student in the circle (clockwise) will say the verse and add his link for you to staple to the chain.
2. The game continues until each student has said the verse several times, making one long chain. Help the students say the memory verse together. Then, hang the friendship chain on the wall.
3. Ask the students, "How can we show love and friendship?" Then, create a classroom chart that shows the students' names and their ideas.

How Can We Show Love and Friendship?
Sally says: "We can share our toys." Joel says: "We can pray for one another." Chris says: "We can play nicely." Jenny says: "We can talk to the loneliest person in class." etc.

"A Circle of Friends"

Our lives are filled with simple joys
and blessings without end.
And one of the greatest joys in life
Is to have you as a friend.

3 A Circle of Friends

Materials
- Colored construction paper
- Paper plates
- Black markers
- Glue
- Scissors

Instructions
1. Ask each student to trace and cut out his handprint using his favorite color of construction paper. Trace one handprint for each student in class. For example, if there are 4 students in the class, each student must trace and cut out 4 handprints (1 for himself and 3 for the other classmates). Each student should have 4 handprints.
2. Have each student write their name on the handprints they cut out.
3. Exchange handprints.
4. Cut out the center of a paper plate and let the students glue their handprints around like a wreath. You can also let them add decorations (buttons, sequins, ribbon, etc) or leave it plain.
5. You can print out or write the poem shown above and glue it so that it hangs from the bottom of the wreath. You can call it "A Circle of Friends".

4 Friendship Tree

Materials
- Photographs of students
- Brown cardboard or brown construction paper
- Various shades of green construction paper
- Tape

Instructions
1. Draw a tree trunk with branches using the brown cardboard or construction paper and hang it up on a board or classroom wall.
2. Then, have each student use construction paper of various shades of green to make the leaves.
3. Each student pastes his/her photograph on a leaf and writes a saying about friendship (e.g., "Friends always share.") on it. The students can decorate it before gluing it onto the tree.

Map of Naioth (indicated by the pin)

Map of Bethlehem

E1 Year 2 Book 1 Lesson 9—Jonathan and David, Best of Friends

Homework Assignment

Name: _____ **Parent signature:** _____ **Date:** _____

Bible Truth: A good friend is one that loves and fears God.

Lesson Objective: To choose friends who love and fear the Lord.

Bible Reading: Please put a checkmark in the space when you complete the reading each day.
Prayer: Please put a checkmark in the space provided on the days you prayed to God.

	Sun	Mon	Tue	Wed	Thu	Fri	Sat
Bible Reading							
Prayer							

Memory Verse

Please write down this week's memory verse.

(Proverbs 17:17a)

_____

_____

What I Learned from the Bible This Week

1. _____

2. _____

3. _____

Homework Assignment

Understanding What You Have Learned

True or False

1. Saul made David a high officer in his army. _____
2. Jonathan had always known that Saul wanted to kill David. _____
3. David hid in a house. _____
4. David did not commit any crime. _____

Fill In the Blank

(robe, punish, Naioth, belt, New, sword, three, Moon)

5. Jonathan gave David his cape and his _____, together with his _____, his bow, and his _____.

6. David ran away to a place called _____, but Saul found out that he was there.

7. Saul invited David to dinner during the _____ _____ festival.

8. Jonathan and David made an agreement together. Jonathan said, "May the Lord _____ David's enemies!"

9. When David came from hiding, he bowed before Jonathan _____ times.

Life Application

10. Friends are the families we choose for ourselves. How are our church friends different from our school or non-church friends? What are some things other people can do that we cannot do? Sometimes, we will be the only ones that are different. How can we ask God to help us choose the right friends?

_____

_____

_____

_____

_____

_____

_____

Lesson 10

David Refuses to Kill Saul

Before You Teach

Saul and David's Army
The development of Saul and David's army took place between the times of Saul and Solomon. Saul collected valiant men around him as personal bodyguards, and this was the beginning of a group of professional soldiers. It was on this basis that David himself first joined Saul (1 Sam 18:5). There were no proper supplies for the army at that time. The supplies were possibly provided for by the families of the soldiers (1 Sam 17:17-18) or by living off the land (1 Sam 25:18-19). Abner, a cousin of King Saul, served as commander of Saul's army.

David's group of bodyguards was larger in size and therefore more developed than Saul's group. While David was on the run from King Saul, a sizeable group of several hundred joined him and proved to be a private army. There were six hundred in the group, and thirty of them became an inner core of officers (2 Sam 23:8-39). Abishai was the nephew of David and a fierce warrior. He was extremely loyal to David and stayed with him during Absalom's rebellion.

The account mentions the Ziphites, who reported David's whereabouts to King Saul. Ziph was a town located in the Judean mountains (Josh 15:21, 24, 48, 55), towards the southern end of Israel. The Ziphites were Judeans, David's own countrymen, and this account was not the first time that they had betrayed David. They had also reported David's location in 1 Samuel 23:19, when David was fleeing from Saul. Psalm 54 was written by David against the Ziphites. It is an imprecatory psalm, written out of David's anguish. David reveals a heart of full trust in God, for deliverance and for justice.

Bible Text

1 Samuel 26:1-25

Bible Truth

God wants us to love our enemies.

Lesson Objectives

1. To resolve conflicts with help from God and pray for others even when we are wronged.
2. To love our enemies and refuse to get even with them by letting God deal with the situation.

Memory Verse

"Love your enemies."

(Matthew 5:44b)

Prayer

In the name of the Lord Jesus Christ, we pray. We thank You, heavenly Father, for Your love and protection throughout this past week. We are so joyful to be here again to worship You and learn about You. You are a loving, merciful God who came down to earth to die for our sins. Lord, we are unworthy of Your love. When others sin against us, we pray to be reminded of Your love, that we may love our enemies. Help us to be an example of Your love and goodness to others. Since You love us so much, O Lord, please help us to spread Your love to others. Hallelujah! Amen.

Understanding Your Students

Have your students ever been so upset with someone that they wanted to get even? Maybe a friend did something to them that embarrassed them in front of others; maybe someone said things that weren't true. It is often all too easy to want to get even when someone does mean things to us. This week's story deals with David, who was hunted without cause. He was given the chance not only to seek revenge but, more importantly, to save his own life—yet he chose to do the right thing. In this week's lesson, you will help your students understand that God is pleased when we refuse to get even with our enemies; instead, God wants us to love them and pray for them.

Oftentimes, the reasons why we want to get even are because we are worried about what others will think, we feel hurt or betrayed by someone we trusted, or we want our own way. But God doesn't want us to get revenge because it shows we do not trust Him to take care of the situation. God's word says, "Beloved, do not avenge yourselves, but rather give place to wrath; for it is written, 'Vengeance is Mine, I will repay,' says the Lord" (Rom 12:19).

Help your students understand that God doesn't want us to look for ways to get revenge; we should instead let God help us control our anger and trust in Him to handle the situation because the "wrath of man does not produce the righteousness of God" (Jas 1:20). God has promised that He will deal with those who wrong us. We can be sure that God will handle everything in His time and in His good way.

Vocabulary

commander: someone in charge of the whole army
spear: a weapon made up of a long, thin stick with a sharp head
failure: someone who has not done what he should have
faithful: being loyal to someone

Review

Last week, we learned about David and his best friend Jonathan. How did we know that David and Jonathan loved each other? (They promised to be friends always; Jonathan helped David escape danger; etc.) What did we learn from David and Jonathan? (To love and appreciate all of our friends.)

Boys and girls, this week we will learn even more about David and Saul. Remember, Saul was very jealous of David and was trying to kill him. Because of this, David had to run away. In today's story, David gets the chance to get back at Saul, and to save his own life. Let's see what David chooses to do.

Bible Story

[During the Bible story, the piano cues should be played as indicated by the numbers. The music can be played as the story is being narrated, or at appropriate pauses in the narration.]

Saul Pursues David

To help us with our story today, we're going to have a musical treat! We're going to have some piano music to help us imagine what happened in the story. If you want, you can shut your eyes and listen to hear what happens. Last week, we learned how David escaped from Saul again [musical cue 1]. But Saul was still jealous of David and tried to kill him, so David had to run away [musical cue 4]. He had to run far away from his friends and his family. He ended up staying on a mountain near the edge of Israel. One day, some men from the town of Ziph came to Saul at Gibeah and told him that David was hiding on Mount Hachilah near the southern edge of the desert of Judea. Saul took three thousand of his best soldiers and went to look for David in the desert near Ziph [musical cue 1].

David and Abishai Sneak into Saul's Camp

When David was told that Saul was following him, he sent some men to find out if it was true. David's men found out that Saul really had followed David into the desert.

So, David went to look at Saul's camp. He saw that Saul and his army commander Abner were fast asleep in the middle of the camp, and his soldiers were sleeping all around them [musical cue 3]. David asked Ahimelech and Joab's brother Abishai, "Which one of you will go with me into Saul's camp?"

"I will!" Abishai answered.That same night, David and Abishai went into the camp, tip-toeing and creeping quietly [musical cue 2]. Saul was sleeping with his spear stuck into the ground not far from his head, while Abner and the soldiers were still sleeping all around him [musical

cue 3].

David Refuses to Kill Saul
Abishai whispered to David, "This time God has let you get your hands on your enemy! Let me strike him through right now with his own spear. I won't need a second try." Although God had caused these men to sleep, it was not for David to kill Saul. By allowing the men to fall into a deep sleep, God was looking after David—imagine if all three thousand of Saul's men woke up when David and Abishai were standing all by themselves in the middle. It would have been a disaster!

David knew better than Abishai because his heart was close to God's. David whispered back, "Don't kill him! The Lord will punish anyone who kills His chosen king. As surely as the Lord lives, He will punish Saul either by letting him die a natural death or by having him killed in battle. But I pray that the Lord will keep me from harming His chosen king! Let's grab his spear and water jar and get out of here!" David took the spear and the water jar, and the two men left. None of Saul's soldiers knew what had happened or even woke up, since the Lord had made all of them fall sound asleep. [Musical cue 4] They ran and ran until they were well away from Saul's camp, far away at the mountain on the other side.

David Speaks to Abner
David and Abishai crossed the valley and went to the top of the hill, where they were at a safe distance. Then, David shouted to Abner and Saul's army [musical cue 5], "Abner, do you hear me?"

Abner replied [musical cue 6], "Who dares call out to the king like that?"

David answered [musical cue 5], "What kind of man are you? Aren't you supposed to be the best fighting man in Israel? Why didn't you protect your king from his enemies? Abner, you are a complete failure! As surely as the Lord lives, you and your men deserve to die for not protecting the Lord's chosen king! Look and see if you can find the king's spear and the water jar that were near his head."

Saul Is Sorry for Trying to Kill David
Saul could tell it was David's voice, and he called out [musical cue 6], "David, my son, is that you?"

[Musical cue 5] "Yes it is, your majesty," David replied. "Why are you after me? Have I done something wrong or have I committed a crime? Please listen to what I have to say. If the Lord has turned you against me, perhaps an offering will make Him change His mind. But if people have turned you against me, I hope the Lord will punish them! They have forced me to run away and live far from God's people and pushed me to worship other gods! I am no more than a flea! Why should the king of Israel hunt me down as men hunt birds in the mountains?"
Saul answered [musical cue 6], "I have done wrong! David, my son, come back. You saved my life today, and I will never again try to hurt you. I have acted like a fool, and I have really made many mistakes!"

David said [musical cue 5], "Your majesty, here is your spear! Have one of your young men come get it. The Lord put you in my power today, but I refused to harm His chosen king, because the Lord rewards people who are honest and faithful. Now I beg the Lord to protect my life and keep me safe from harm, just as I saved your life today!"

Saul replied [musical cue 6], "May the Lord bless you, David, my son. You will succeed in everything you do!"

After this, David left, and Saul returned home [musical cue 7].

David did not need to kill Saul to seek revenge, or even to save his own life. He trusted God by doing what he knew was right, and God took care of the rest. Saul went back to his own place and David was safe. It was wrong for Saul to chase David in order to kill him, and God did not forget that. In fact, as we will find out later, Saul indeed was killed in battle just as David had spoken to Abishai. God wants us simply to obey Him and trust Him to do the right thing.

Check for Understanding

1. **Why did David flee from Saul?** Saul was jealous of David and wanted to kill him.
2. **How did Saul hear about where David was?** Some of the men of Ziph came and told Saul that David was among them.
3. **What did Saul do when he knew where David was hiding?** He and Abner came with three thousand men to hunt for David.
4. **What were Saul and his men doing when David found them?** They were sleeping.
5. **What did Abishai offer to do to Saul?** He offered to kill Saul with one strike of the spear.
6. **How did David reply to Abishai?** David would not allow him to kill Saul, because he was the Lord's anointed.
7. **What did they do instead?** They took the spear and water jug from beside Saul's head and left.
8. **How did Saul feel when he found out that David had come so close to killing him but did not do it?** Saul felt sorry that he had been hunting David.

Memory Verse Practice

Please reinforce the memory verse every week.
You can practice the memory verse with your students anytime during class.

"Love your enemies." (Matthew 5:44b)

Spiritual Teaching & Life Application

1. David did not regard Saul as an enemy. He did not kill him or speak evil of him. He did not repay evil with evil. We must leave all vengeance to God.

> *"Beloved, do not avenge yourselves, but rather give place to [God's] wrath: for it is written, 'Vengeance is Mine, I will repay,' says the Lord."*
> —Romans 12:19

Anger and vengeance have no place for a Christian when we are wronged for personal reasons. Scripture reminds us to pray for our enemies and to feed them if they hunger, and in so doing, we heap burning coals on their heads (Rom 12:20).

Whenever our enemies try to do us harm, the first thought that comes to our mind is to repay evil with evil. However, we must not do this. We must love them with the same love that God has for them. We must seek their good and not their destruction. We must readily forgive them just as Christ has forgiven us.

We must never try to avenge the wrongs they have done to us.

We must do good to our enemies at all times. If they are in need, we must try to meet those needs. The word of God says, "Let your light so shine before men, that they may see your good works and glorify your Father in heaven" (Mt 5:16). Whenever we feed and clothe our enemies, men in the world will see our good deeds and we will bring glory to God.

2. Jesus teaches us to pray for our enemies.

Praying for an enemy may be the last thing you think of, but it's one of the best things you can do.

To truly pray for an enemy, you have to love him and have his best interests in mind. This alone can help resolve the conflict.

But more importantly, when we ask God to help an enemy and to help us in our relationship with him, we appeal for divine help. We don't merely pray for a personal victory, but for God's power to aid both parties and bring about a positive outcome.

> *"You have heard that it was said, 'You shall love your neighbor and hate your enemy.' But I say to you,* **love your enemies** *and* **pray for those who persecute you**.*"*
>
> —Matthew 5:43-44

Questions to Think About

1. Are there ever times when you are tempted to get even with someone? Please share.
2. Why doesn't God want us to get even with our enemies? Instead, what should we do for our enemies?
3. What will you do the next time you feel the urge to get even?

Activities

1

Showing Kindness

David showed kindness to Saul many times. We can show our kindness to others like David did.

Instructions
Read each problem below. Ask the students to write down the number of the answer that they choose and have them explain why. These problems should be done in class with each question asked in turn, without revealing the next question until answers for the current question have been obtained from the class.

Problem #1
Your friend wants to borrow a quarter for ice cream. She never paid back the last three quarters she borrowed.

1. What would you do? Why?
   a) Get back at her. Eat your ice cream in front of her.
   b) Teach her a lesson. Don't loan her any money until she pays you back.
   c) Loan her the quarter again and tell her she should pay you back as soon as possible.
2. Would you lend money to your friend if she had money for ice cream and still asked to borrow anyway?
3. Would it be different if your friend was asking for money to buy lunch because she left her money at home?

Problem #2
Your cousin breaks your best model airplane just for fun.

1. What would you do? Why?
   a) Give him your next-best model. Let him break that one, too.
   b) Teach him a lesson. Break his toy.
   c) Don't get angry and then explain that it is wrong to break other people's toys.
2. What would you do if it was an accident?
3. What would you do if it was your best friend who broke the model?
4. What would you do if it was someone from school you disliked who broke the model?

Problem #3
You get in trouble from the teacher for copying during a test. But you weren't copying—someone else in your class was copying your answers.

1. What would you do? Why?
   a) Start crying because you don't know what to do.
   b) Get mad at the teacher for accusing you.
   c) Pray first and tell the teacher the truth honestly and completely.
2. What would you do if it was your best friend who was copying your answers?
3. What if the person was someone you didn't like very much because they were always copying your answers?

Problem #4
There are some kids that you think are cool, and you want to be friends with them. One day, you see them picking on another kid, and they invite you to join in.

1. What would you do? Why?
   a) Follow what they are doing and pick on the kid, too.
   b) Hesitate but continue to stand there and watch how they pick on the kid.
   c) Stand up for what is right and refuse to pick on the kid.
2. What would you do if the person they were picking on was someone you didn't like?
3. What if they were picking on your best friend?
4. What would you do if you knew that they would pick on you if you didn't join in?

2 Love Bookmark

Materials
- Heart paper
- Posterboard
- Pink and red felt
- Yarn
- Scissors
- Markers
- Glue

Preparations
1. Trace patterns onto the posterboard, making enough for every two to three students.
2. Cut the yarn into 10-inch (25 cm) lengths, one for each student.

Instructions
1. Trace the heart pattern onto the posterboard two times. Trace it onto the felt four times. Cut it out.
2. Spread the glue onto a felt heart and place one end of the yarn onto it. Glue the heart onto the posterboard, sealing in the yarn. Do the same for the other heart.
3. Using the markers, write on one heart, "Love your" and on the other, "enemies."

3 Tell the Story

Materials
- Copies of the storyboard cut-outs, one for each student
- Coloring pencils or crayons
- Glue
- Cardboard on which to stick the cut-outs
- Scissors

Instructions
1. Color the pictures.
2. Cut out the pictures and arrange them in order, then glue them onto the cardboard to form a storyboard.
3. Have the students tell the story (without the caption prompts), calling students in turn to explain what is happening in each picture.

Variation 1: The teacher can vary the position of one or two of the pictures and allow the students to identify which event is out of order.
Variation 2: Keeping the order of events, the teacher can retell the story with varying details. Have the students identify which story details have been altered.

HOMEWORK ANSWER KEY

1. C
2. God, sleep
3. spear, jug
4. enemies
5. False; Saul took three thousand men with him.
6. Ziph
7. David got the chance to kill Saul.
8. No, David did not agree to kill Saul.
9. He felt sorry for trying to kill David.
10. Saul was the Lord's anointed; the Lord rewards people who are honest and faithful.

David Refuses to Kill Saul

Musical Cues

1) Ominous Music (played slightly detached)

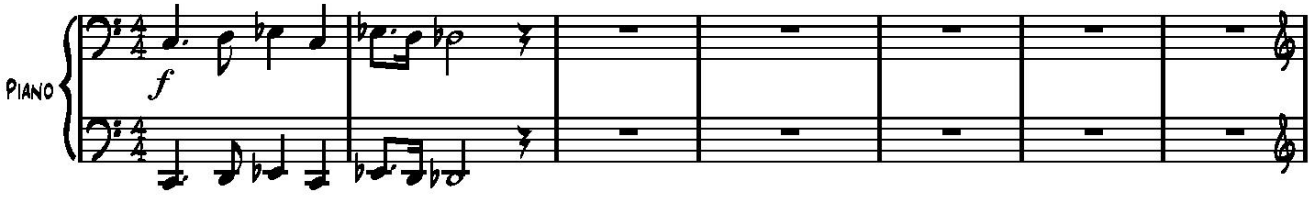

2) Creeping music (light & detached)



3) Lullaby (soft & sweet)



4) Running music (fast)



5) David in conversation with Saul & Abner (faraway & faded)-play as long as David is speaking to Saul

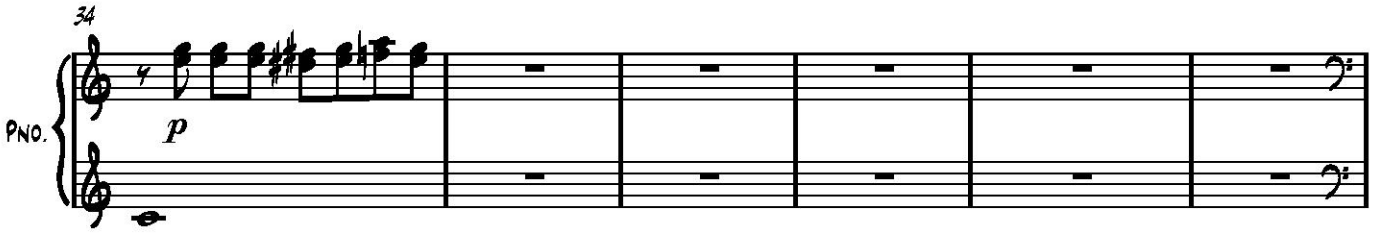

6) Saul in conversation with David (heavy & grave)-play as long as Saul is speaking to David

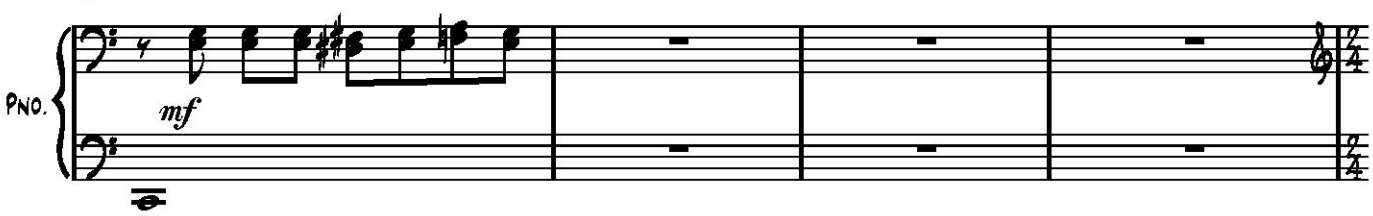

7) Conclusion (with emphasis)







Saul gathers 3000 men to search for David.



David sneaks into Saul's camp with Abishai.

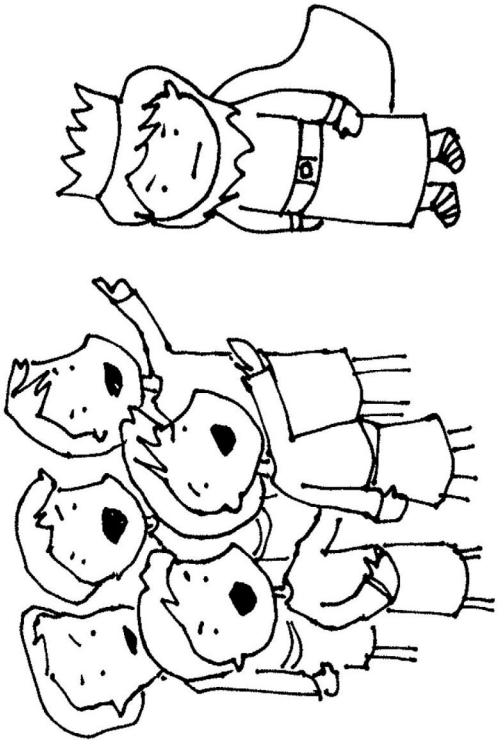

The Ziphites report David to Saul.

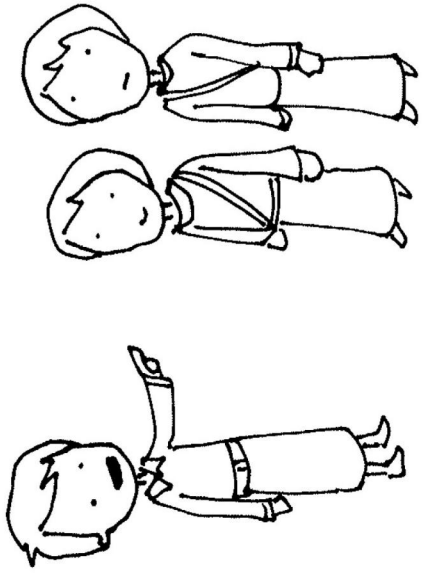

David sends spies to see if Saul really is after him.



David and Abishai sneak off with a spear and a jug of water.



David and Saul both depart.



Abishai offers to kill Saul, but David refuses.

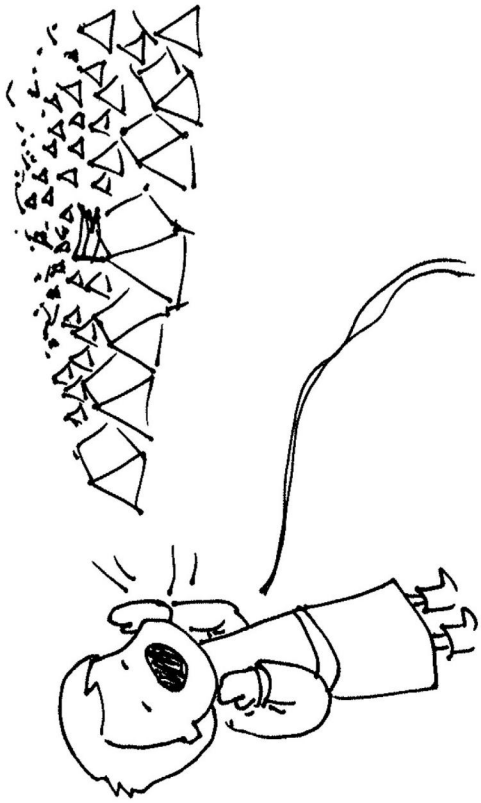

David shouts across to Saul's camp.

E1 Year 2 Book 1 Lesson 10—David Refuses to Kill Saul

Homework Assignment

Name: _____ **Parent signature:** _____ **Date:** _____

Bible Truth: God wants us to love our enemies.

Lesson Objectives:
1. To resolve conflicts with help from God and pray for others even when we are wronged.
2. To love our enemies and refuse to get even with them by letting God deal with the situation.

Bible Reading: Please put a checkmark in the space when you complete the reading each day.
Prayer: Please put a checkmark in the space provided on the days you prayed to God.

	Sun	Mon	Tue	Wed	Thu	Fri	Sat
Bible Reading							
Prayer							

Memory Verse

Please write down this week's memory verse.

(Matthew 5:44b)

_____

_____

What I Learned from the Bible This Week

1. _____

2. _____

3. _____

Homework Assignment

Understanding What You Have Learned

Multiple Choice

1. _____ : Who agreed to go to Saul's camp with David?
   a. Abner
   b. Ahimelech
   c. Abishai

Fill In the Blank

2. David was safe in Saul's camp because _____ had sent a deep _____ to fall on the people.

3. David took Saul's _____ and _____ and left Saul's camp.

4. "Love your _____." (Mt 5:44b)

True or False

5. When Saul heard where David was hiding, he took a thousand men with him to hunt for David. _____

Short Answer

6. What was the name of the place where the people told Saul that David was hiding?

_____

7. When David and Abishai snuck into Saul's camp, what did David get the chance to do?

_____

8. Did David agree to kill Saul?

_____

9. When Saul found out that David had refused to kill him, how did he feel?

_____

10. Why didn't David kill Saul?

_____

Lesson 11

Abigail Makes Peace

Before You Teach

Abigail
At the time when he was an outlaw and pursued by Saul, David showed kindness to a man named Nabal and protected Nabal's flocks and herds. At harvest time, however, Nabal did not return the favor but insulted David's messengers and refused to share from his abundance. Angry at Nabal's ungrateful and selfish actions, David determined to wipe out Nabal's household.

This was when Nabal's wife Abigail acted quickly. When she heard of what her husband had done, she immediately sent provisions to David and went to meet him personally to urge him to excuse her husband and not to take bloody revenge. David accepted her peace offering and thanked her.

When the Lord struck Nabal ten days later and he died, David sent word to Abigail and asked her to be his wife. She traveled with David during the difficult years when he was fleeing from Saul, and she bore him one son named Kileab (or Daniel).

Understanding Your Students

In this week's lesson, you will help your students understand what it means to be peacemakers for God. Jesus has told us that peacemakers "shall be called sons of God" (Mt 5:9). How can we be peacemakers today? We can help keep peace at home by obeying our parents and not fighting with our brothers and sisters. We can also be a peacemaker by being truthful with our friends and by staying calm when someone wants to start a fight.

Besides living in peace, we can help to make peace between others. We can help make peace between God and people who don't know Him. We can invite them to come to church to get to know God and experience His wonderful love and forgiveness.

Help your students understand that they can help make peace between people. Maybe one of their friends is really angry at another friend for saying something hurtful. They can help their friends make up and reconcile.

When we help to bring peace, others will see that we shine the light of God. Jesus Himself said that we would be called "the sons of God."

Bible Text

1 Samuel 25:2-42

Bible Truth

The Lord wants us to live in harmony with one another.

Lesson Objectives

1. To strive to be peacemakers.
2. To understand the four characteristics of a virtuous person: courageous, full of wisdom, faithful, and peace-loving.

Memory Verse

"Blessed are the peacemakers, for they shall be called sons of God."

(Matthew 5:9)

Prayer

In the name of the Lord Jesus Christ, we pray. We thank You, Lord, for guiding us here on Your holy Sabbath so that we can enjoy peace and rest. You have promised peace to those who love You. Please guide us as we learn about Abigail, a smart and beautiful woman who brought peace. Please also help us to be peacemakers in our home, school, and church. Hallelujah! Amen.

Vocabulary

messenger: someone with a message to deliver
shear: to cut hair with a tool similar to large scissors
insult: to say something to hurt another person's feelings
foolish: not smart

Review

Last week, we learned about how David had the chance to get back at Saul for trying to hurt him. When he had the chance to kill Saul, did he choose to do so? (No.) Why? (Saul was the Lord's anointed; the Lord rewards those who are honest and faithful.)

What did we learn from David in last week's lesson? (We should have mercy and compassion for those who hurt us, because God has mercy on us.)

This week, we will learn about a woman named Abigail who stopped David from doing something rash. David had lost his temper, but Abigail acted quickly to make peace. Let's see what happens in today's story.

Bible Story

David Sends Messengers to Nabal

While fleeing from King Saul's pursuit, David moved to the desert of Maon, where a rich man named Nabal lived.

Most of the people at that time lived the lifestyle of a herdsman, and the status of a man was determined by how many sheep and goats he owned. If a person possessed a large amount of livestock, such as sheep and goats, he was considered rich.

Nabal had a thousand goats and three thousand sheep. He also had a wife named Abigail, who was very smart and beautiful. Unfortunately, Nabal was mean and stingy.

While David was in the desert, he heard that Nabal was shearing his sheep at Carmel. David needed some food and drink for himself and his men, so he politely asked Nabal for some help. David sent ten young men and said to them, "Go to Nabal who is at Carmel and tell him that I said 'hello.' Say to him: 'May you live a long life! May you and your household enjoy good health! May all that is yours enjoy good health!'

"'Now I hear that it is sheep-shearing time. When your shepherds were with us, we watched over your property so that nothing of yours went missing. Ask your servants, and they will tell you that this is true. So please be kind to my young men, since we have come at such a happy time. Please give us whatever food and drink you can find for us.'"

Nabal Insults David

David's men followed his instructions and went to Nabal. When David's men arrived, they gave Nabal the message. Then they waited to see what Nabal had to say.

However, Nabal, being a stingy and inconsiderate man, said to them, "Who is this David? Who is this son of Jesse? Many servants are running away from their masters these days. Why should I take my bread, water, and meat and give it to men coming from who knows where?" [Ask the students: If you were David, how would you feel if you heard this?]

This was an ungrateful attitude. After all that David's men had done for Nabal, this was the disappointing response they got!

David's men went back and reported every word that Nabal had said. David was very angry when he heard Nabal's message and said to his men, "Put on your swords!" So they put on their swords, and David put on his. Since Nabal refused to return the favor he had received, David and his men had to resort to using a more forceful method to get their supply of food and drinks.

About four hundred men went with David, and two hundred stayed with their belongings. Nabal was really in trouble now.

Abigail Prepares a Present

One of the servants told Nabal's wife Abigail what had happened: "David sent messengers from the desert to say 'hello' to our master, but he insulted them. Yet these men were very good to us. They did not harm us, and the whole time we were out in the fields, nothing was missing.

"Day and night, they protected us like a wall around us while we herded our sheep near them. Now think about what we should do, because something terrible is about to happen to Nabal and to his whole household. He is such a wicked man that no one can talk to him."

[Ask the students: If you were the servant, how would you feel about Nabal's actions? Nabal was so foolish that he did not even know how much trouble he had caused

himself and his family.]

But Abigail was smart and she didn't waste any time. She quickly went to prepare some provisions for David and his men. She loaded donkeys with two hundred loaves of bread, two skins of wine, five cooked sheep, five bushels of roasted grain, one hundred cakes of raisins, and two hundred cakes of figs.

She sent all these along with her servants and told them, "Go ahead; I'll follow you." She did not tell her husband Nabal what she was doing. [Ask the students: Why didn't Abigail want her husband to know what she was doing?]

Abigail Makes Peace

As she was riding her donkey down a mountain, David and his men came towards her. David had just finished saying, "It was useless for us to watch over this man's property so that nothing went missing. He has returned my good with evil. By morning, not one man of his household will be left alive!"

When Abigail saw David, she quickly got off her donkey and bowed low before him. Abigail humbly fell at David's feet and said, "My lord, this is all my fault. Please allow me to speak to you; please don't pay any attention to that wicked man Nabal. He is just like his name, which means 'fool.' Foolishness follows him wherever he goes, but I did not see the messengers that you had sent.

"Now the Lord has kept you, my master, from taking revenge on your enemies and from killing. Please take this gift that I have brought for you and your men. Please forgive Nabal for his wrongdoing. When the Lord has done what He has promised and made you the king over Israel, then you won't have a guilty conscience for taking revenge and killing a man. When the Lord has done all of this, please remember me."

After hearing this, David began to calm down and no longer wished to attack Nabal's household. Well done, Abigail! She was indeed a very good peacemaker.

David said to Abigail, "Praise be to the Lord, the God of Israel, who has sent you today to meet me. May you be blessed for your wise decision and for keeping me from taking revenge and killing. Otherwise, I would have killed every man in your household by the morning."

Then, David took the gift that Abigail had brought to him and said, "Go home in peace. I have your words and will do as you say."

Abigail Becomes David's Wife

When Abigail went home to Nabal, he was holding a feast at the house like a king. He was drunk and very happy. So Abigail waited until morning to talk to him. By the morning, when Nabal was no longer drunk, Abigail told him everything. Then Nabal's heart stopped and he became like a stone. About ten days later, the Lord struck Nabal and he died.

When David heard that Nabal was dead, he said, "Praise be to the Lord, who has shown that Nabal treated me wrongly. The Lord has kept me from doing wrong and has punished Nabal for what he has done."

David sent word to Abigail and asked her to become his wife. His servants went to Carmel and said to Abigail, "David has sent us to you to take you to become his wife."

This is a very kind gesture of David towards Abigail. Most of the women in those days would rely heavily on their husbands to look after them and provide for them. Now that Nabal had died, Abigail became a widow and had no one to look after her. Due to her good character, God blessed her by giving her the blessing of becoming David's wife.

Abigail bowed down to the ground and said, "I am your maidservant, ready to serve David and his servants." Abigail quickly got on a donkey and, with her five maids, went with David's messengers. Abigail then became David's wife.

The Characteristics of a Virtuous Woman

Today, we learned the story of a woman who was truly beautiful on the inside and on the outside. When we are beautiful on the outside, some people might call us "pretty" or "good-looking." When we are beautiful on the inside, this is called being a virtuous person.

So what does a virtuous person look like? From Abigail's example, we can identify four characteristics of a virtuous person:

1. **Courage:** Abigail was willing to put her life at risk to save her household from danger. During those times, a woman was her husband's property, and she would risk being punished by her husband if she went ahead and took things into her own hands. Abigail decided not to tell her husband about her plan and went to meet David and his 400 men who all had swords. She didn't go with a large group of warriors but simply traveled into the mountain ravine on a donkey (1 Sam 25:20). This is indeed a very admirable virtue. When we are faced with a situation where we need take action, we need to have courage and do the right thing.
2. **Wisdom:** Abigail was very wise in handling a difficult situation. When faced with a group of angry warriors, she immediately humbled herself and asked David to have mercy and turn away his anger from Nabal's household. The Bible teaches us this same principle, "A soft answer turns away wrath, but a harsh word stirs up anger" (Prov 15:1).
3. **Faithfulness:** She believed in God and she reminded David of all the good things and grace that the Lord had shown him (1 Sam 25:26). She knew that David had God's abidance, and she knew that God's promise would surely come true. In the end, Abigail was rewarded for her faithfulness and married David, the future king of the Israelites (1 Sam 25:42).

4. **Peace-loving:** Abigail was a woman of great integrity, and God used her to do an extraordinary thing in saving the lives of everyone in Nabal's household. Her peace-loving nature was pleasing in the sight of God. "Blessed are the peacemakers, for they shall be called sons of God" (Mt 5:9). All of us need to strive to lead a life where the Lord can make good use of us to do remarkable things.

Check for Understanding

1. **What kind of man was Nabal? What kind of woman was Abigail?** Nabal was rich, but mean and stingy. Abigail was smart and beautiful.
2. **What favor did David ask of Nabal?** He asked for food for him and his men.
3. **What did David want to do because he was so angry?** He wanted to kill all the men in Nabal's household.
4. **What did Abigail do when she found out?** She quickly prepared provisions and went to David to make peace.
5. **What was the main reason why David stopped himself from attacking Nabal's household?** Abigail asked for forgiveness to excuse her husband, and David did not want to sin against God by taking revenge in anger.
6. **What are some virtues you can learn from Abigail?** Courage, wisdom, faithfulness, and peace-loving.

Memory Verse Practice

Please reinforce the memory verse every week.
You can practice the memory verse with your students anytime during class.

"Blessed are the peacemakers, for they shall be called sons of God." (Matthew 5:9)

Homework Answer Key

1. "Blessed are the peacemakers, for they shall be called sons of God." (Matthew 5:9)
2. B
3. A
4. my, wicked, fool
5. False; David asked Nabal for food and drink for him and his men.
6. False; David wanted to take revenge on Nabal.
7. False; David and his men protected Nabal's shepherds.
8. His heart stopped and he became like a stone.
9. courage, wisdom, faithfulness, and/or peace-loving
10. Answers may vary.

Spiritual Teaching & Life Application

1. God wants us to live in peace with one another.

Let's take some time to think about this with our students. What does God want us to do when conflicts arise at school, at home, or at church? When a troublemaker walks up to us wanting to make us feel sad, what should we do? In Matthew 5:9, our Lord says, "Blessed are the peacemakers; for they shall be called the sons of God." How can we be a true peacemaker to solve conflicts among ourselves and our friends? Here are a few principles to think about:

1. Blaming others only makes conflict worse.
In Hannah's case, she could have easily blamed everything on Penninah since she was obviously the troublemaker here. However, Hannah didn't want to make things worse or bring more conflict to her family. She chose to stay quiet and didn't even say a word to her husband. [Have students reflect on any conflict(s) they have had in the past and if blaming others ever worked in making the situation better.]

2. Conflict brings opportunities for us to glorify God.
By handling conflict in the right way, we get a chance to glorify God and become a better person. Out of Hannah's sorrow and pain, she knelt down and prayed to God. She glorified God by trusting that He would take away her pain and solve the problem for her. Because of her faith and undoubting trust, God eventually answered her prayer.

3. Forgiveness is powerful.
By forgiving someone, we let go of our hurt and take in God's comfort wholeheartedly. During Hannah's prayer in the temple, she poured out all her sadness to God and let God comfort her heart. She was able to forgive and have a new start after her prayer. [Ask your students how they have solved their conflicts in the past, and how they can now learn from Hannah to forgive and glorify God.]

a. Draw the following table on the white board and also distribute a copy to each student, listing out and comparing the characteristics of Abigail and Nabal:

Smart Characteristics (Abigail)	Foolish Characteristics (Nabal)
e.g., Peace-loving	e.g., Causes trouble for others

b. Get students to share their thoughts and experiences:
When you are at school, have you ever met schoolmates like Nabal who like to irritate you and cause trouble, even though you have always tried to be kind and friendly towards them? How do you deal with the situation?

2. Do not be quick to anger. David was very angry when he heard Nabal's reply.
Imagine if Abigail had not come out to seek peace; the result would have been very terrible.

Ask the students to use their imagination to come up with 2 possible reactions (quick to anger and seeking forgiveness). Draw out the 2 different outcomes in the empty boxes.



Activities

1 Reading and Writing Poems

"Abigail"

Abigail was smart;
She saved Nabal, her husband;
She gave David food.

"Nabal"

Nabal, a rich man,
Had a very bad temper;
He didn't like David.

"David"

David was angry.
He planned revenge on Nabal;
He was insulted.

You may think that poems always have to rhyme. Actually, poems can be about imagery, rhythm, and emotion as well. Try writing a poem like the ones above. It should have three lines.

The first line should have five syllables, like this:	Abigail was smart;
The second line should have seven syllables, like this:	She saved Nabal, her husband.
The third line should have five syllables again:	She gave David food.

Write your poem on these lines. Here is a hint: Begin with a name, like David.

David _____

_____

_____.

2 What Would You Do?

Play a game called "What would you do?" On index cards, print a variety of situations where your students could practice being "peacemakers."

A few suggestions:

1) One of your friends is telling you how much she dislikes another friend.
2) Your brother just took one of your favorite toys.
3) Two classmates at school are fighting with each other.
4) Your mom or dad just asked you to clean up your room, something you really don't like to do.

Put all of the index cards into a box and let each student come up and draw one. Read the situation to them and let them answer. Use these situations as discussion starters to let the students think of ways to be peacemakers.

E1 Year 2 Book 1 Lesson 11—Abigail Makes Peace

Homework Assignment

Name: _____ **Parent signature:** _____ **Date:** _____

Bible Truth: The Lord wants us to live in harmony with one another.

Lesson Objectives:
1. To strive to be peacemakers.
2. To understand the four characteristics of a virtuous person: courageous, full of wisdom, faithful, and peace-loving.

Bible Reading: Please put a checkmark in the space when you complete the reading each day.
Prayer: Please put a checkmark in the space provided on the days you prayed to God.

	Sun	Mon	Tue	Wed	Thu	Fri	Sat
Bible Reading							
Prayer							

Memory Verse

Please write down this week's memory verse.

(Matthew 5:9)

_____

_____

What I Learned from the Bible This Week

1. _____

2. _____

3. _____

Homework Assignment

Understanding What You Have Learned

1. Write down the memory verse for this week.

_____

Multiple Choice

2. _____ : What was Nabal doing at Carmel when David's messenger came to him?
   a. Eating
   b. Shearing sheep
   c. Talking to his servants

3. _____ : What happened after Abigail came to talk to David and gave him some food?
   a. David calmed down.
   b. His men attacked Nabal's household.
   c. David refused to accept Abigail's gift.

Fill In the Blank

4. Abigail said, "My lord, this is all _____ fault. Please allow me to speak to you: Please don't pay any attention to that _____ man Nabal. He is just like his name, which means '_____.'"

True or False

5. David asked Nabal to give him some clothes and a place to stay. _____
6. David was calm and did not get angry when the messengers told him what Nabal said. _____
7. David's men were mean towards Nabal's shepherds, which was why Nabal was angry at David and would not give him any food. _____

Short Answer

8. When Nabal heard that Abigail had given food and drink to David's men, what happened to him?

_____

9. List 2 good characteristics of Abigail.

_____

_____

Life Application

10. Give one example of what you can do to be a peacemaker.

_____

_____

Lesson 12

David Becomes King

Before You Teach

Jerusalem
David's greatest achievement was to capture the ancient fortress of Jerusalem. It lay between the northern territory of Benjamin (where Saul had ruled) and the southern territory of Judah (where David had built up his own military base).

Jerusalem was the hinge that joined the two halves of Israel. It was David's own city, won by his private army and captured by brave and strategic planning.

Then, David went one step further—he made Jerusalem the religious capital of the nation by installing the ark of the covenant there; the ark was the symbol of God's presence among His people. From then on, Jerusalem was the holy city, the center of worship of the Lord, and the center of all the hopes of Israel.

Jebusites
Also known as Jebus, Jerusalem was initially occupied by the Jebusites. They were one of the seven mighty nations in the land of Canaan whom God wanted the Israelites to drive out from the promised land. But the Israelites were unable to do so in the time of Joshua and the judges (Josh 15:63), which is why the Jebusites remained inhabitants there until David's time.

In conquering Jerusalem and having victory over the Jebusites, David played a part in accomplishing God's will for His chosen people to drive out the Canaanites.

Bible Text

2 Samuel 2:8-11; 4:1-12; 5:1-12

Bible Truth

The Lord blesses those who persevere in doing His will.

Lesson Objective

To always do what is right and patiently wait for God's blessings.

Memory Verse

"For You, O Lord, will bless the righteous."

(Psalm 5:12a)

Prayer

In the name of the Lord Jesus Christ, we pray. We thank You, Lord, for gathering us here today in Your name on the holy Sabbath. Please guide us today as we learn how You bless those who do Your will. Please give us the wisdom to know what You want us to do, and the strength to do it. May Your Spirit guide us through today's class. Hallelujah! Amen.

Understanding Your Students

For this week's lesson, your students will learn how David was finally rewarded with the kingship.

Although David was initially anointed by Samuel, it was only much later that he finally became the king of Israel at the age of thirty. He endured many difficulties (including running away from Saul), waited patiently for the fulfillment of God's promise, and continued to persevere in doing what was right.

You will help your students learn to persevere in doing what is right, even though they may not see the immediate reward or results. From David's example, we can see that God doesn't always fulfill His promises immediately, but He will fulfill them.

Persevering in doing what is right may be especially hard for your students when they see bad behavior being tolerated or rewarded. For example, they may have gotten a "D" on a test, but a friend who cheated got an "A." Or they may have had to pay for something in a store when others just stole it.

It may not seem fair to your students that their peers do wrong and get away with it, but they do right and God does not seem to reward them. Encourage your students that when they have these doubts and feelings, they can talk to God about them. God knows and remembers their good deeds and will reward them eventually.

Help your students know that God also gave them people like RE teachers, parents, or even brothers and sisters in church to turn to for help. They can share their feelings with them and ask them questions.

No matter what happens, God wants His children to do what is right. He understands and will give us the strength to do so.

Vocabulary

crippled: unable to move or walk
capture: to take by force
persevere: to continue and never give up
harp: a stringed musical instrument

Review

Last week, we learned about a very smart woman named Abigail. Do you remember what she did that was so smart? (She made peace between David and her husband Nabal when David wanted to kill all the men in their household.)

What did we learn from how Abigail made peace? (We should also make peace with others because God wants us to live in harmony with one another.)

Bible Story

Introduction
Students, imagine that one day someone promised to give you a surprise present but you had to wait for many years to get it. How would you feel? [Let students respond with answers along the lines of annoyed, disappointed, looking forward, etc.]

Did you know that David also had to wait a long time for a promise? When Samuel anointed David, this was God's promise that someday he would be king. But David had to wait for a long time before this promise came true.

This week, we will learn how God finally made David king over Israel and how David continued to do what was right while patiently waiting for God to fulfill His promise.

From Shepherd Boy to Anointed King
What was David like before he became the king of Israel?

David was born in the city of Bethlehem in Judea. [Bring a world map and a map of Israel and show students where they are located currently, then show the location where David was born.] David's father was Jesse and his grandparents were Boaz and Ruth. [Draw David's family tree on the board.]

David was first mentioned in the Bible in 1 Samuel chapter 16. God decided that He no longer wanted Saul to be the king for His people. So, God told the prophet Samuel to go to David's hometown of Bethlehem to find a new king.

David was only a shepherd boy at the time. Though he was the youngest in the family, his father Jesse did not seem to notice him. When Samuel went to Jesse's house, Jesse brought all seven of David's older brothers to see Samuel for him to examine and select from among them.

But, God told Samuel to look at their hearts and not at what they looked like on the outside. When Samuel saw that God did not choose any of them, he asked Jesse if he had any more sons. Only then did Jesse realize that David was out watching the sheep.

David was brought before Samuel, who anointed him as the next king of Israel. David went from being a lowly shepherd boy to becoming one of the most important kings in the history of Israel!

Waiting Patiently for God's Promise
Even though David was anointed by Samuel, he did not immediately become king. As a matter of fact, David had to wait for God's time and he faithfully did other things before he became a king. What did David do while he patiently waited for God's promise?

- **David was a talented harpist:** When King Saul was disturbed by an evil spirit, one of Saul's servants knew David could play the harp and he was brought before the king. King Saul enjoyed listening to David's harp playing, and the evil spirit left so that King Saul became well again.
- **David was an armor bearer:** After David played the harp for King Saul, the king liked him and made David his armor bearer.
- **David was a champion for the Israelites:** When Israel was fighting with the Philistines, David's three older brothers were sent to fight. One day, Jesse sent David to the battlefield to see his brothers. When he arrived, David discovered that a Philistine giant was intimidating Israel. The giant's name was Goliath and he was more than nine feet tall. Each day, he challenged any Israelite brave enough to fight him. No one in King Saul's army was brave enough to accept the challenge. But David volunteered to face Goliath, even though his brothers objected and King Saul doubted him. David faced Goliath with a sling and five smooth stones that he had found in a brook. Goliath was humored at David's challenge but died soon after, as David struck him in the forehead with a smooth stone. The Philistine army was shocked and ran away. David cut off Goliath's head with his own sword and took his armor. This event turned David into a champion for the Israelites.
- **David was a man on the run:** After David was made an army officer and had success in all his battles. Saul was jealous of David's popularity. Saul became most angry when the women of Israel sang, "Saul has slain his thousands and David his tens of thousands." One day, as David was playing his harp in the palace, Saul tried to kill him with a spear. David ran away. King Saul became obsessed with killing David. Saul even hoped to get rid of David by sending him to kill one hundred Philistines. However, to Saul's surprise, David killed two hundred Philistines instead. David's wife Michal, the prophet Samuel, Jonathan (Saul's oldest son), and the Philistine King Achish all protected David while Saul was looking for him.

David was not immediately king after he was anointed by Samuel. Students, if David demanded to be the king right then and there, what are some of the things that could have happened? [Let students think and respond; e.g., David would have needed to get rid of Saul and the royal family; the Israelites might have been divided between Saul and David; etc.]

But we learned that David did not take matters into his own hands. Instead, he waited with much patience for God's right timing for him to be king.

David Finally Made King of Israel
When did David eventually became king of Israel? After King Saul and most of his sons were killed in battle, Saul's

son Ishbosheth took over as king of Israel, while the tribe of Judah made David their king.

David lived in Hebron [show students on the map of Israel] and ruled over the tribe of Judah for seven and a half years. Later on, two men who were captains in Saul's army murdered Ishbosheth and brought his head to David, thinking David would be glad. But David was angry that they had killed Ishbosheth, who was a good man, and punished the two murderers by putting them to death.

Because of Ishbosheth's death, the remaining eleven tribes no longer had a king. They came to see David and made David their king; he was now the king over all Israel.

David Captures the City of Jerusalem

One of the first things David did after he became king over all Israel was to capture the city of Jerusalem, where the Jebusites lived [show students on the map of Israel].

When David came with his army to attack Jerusalem, the Jebusites were sure he could not get in. They shouted, "You'll never get in here! Our city is so well-protected that even our blind and crippled people could keep you out!"

David responded, "Those blind and crippled Jebusites hate me, and they say that they can keep us out! Go through the water tunnel and attack them!" So David did capture the city, which at that time was called the Walled City of Zion. David then moved to Jerusalem, renamed it as David's City, and built up its walls..

David was thirty years old when God made him king, and he ruled for a total of forty years. Because God was with David, his kingdom kept growing stronger and became so popular that even King Hiram of Tyre sent high officials, skilled tradesmen, and cedar logs to help David build a palace.

But David knew that it was the Lord who had made him king over Israel and the nation famous.

Check for Understanding

1. **What other things did David do while he waited for God's promise?** He played the harp and was an armor bearer, the champion of the Israelites, and a man on the run.
2. **After Saul died, which of his sons became king over the 11 tribes of Israel?** Ishbosheth.
3. **When David was living in Hebron, which tribe did he rule over?** Judah.
4. **Which city did David capture and make his own?** Jerusalem.
5. **Which two types of people did the Jebusites say would keep David out of the city?** The blind and the lame.
6. **Who made David king over Israel and the nation famous?** The Lord.
7. **Why do you think David didn't become king right away?** God had His timing for David.

Memory Verse Practice

Please reinforce the memory verse every week.
You can practice the memory verse with your students anytime during class.

"For You, O Lord, will bless the righteous." (Psalm 5:12a)

Homework Answer Key

1. "For You, O Lord, will bless the righteous." (Psalm 5:12a)
2. False; he had 7 brothers.
3. False; they thought the blind and lame could keep David out.
4. True
5. Hebron
6. 30
7. Hiram
8. D
9. B
10. B
11. God fulfilled His promise, and David patiently waited for God's blessings and always did the right thing.

Spiritual Teaching & Life Application

To receive God's blessings, we always need to choose to do what is right in God's eyes.

Materials
- One piece of colored paper for each student
- Colored pencils

Instructions
1. Give each student a piece of colored paper.
2. Using a dark colored pencil, write the big heading: "GOD wants me"
3. Ask the students to fold the paper in half lengthwise to make a line down the middle of the paper.
4. Write on the left side of the paper: "TO..."
5. Write on the right side of the paper: "NOT TO…"
6. On the board, write each of the following scenarios and ask the students to put them on the correct side of the paper.

The scenarios are:

1. Tell Mom or Dad that I finished my homework when I actually haven't.
2. Say a prayer every night before I go to sleep.
3. Ignore a new classmate at school or church and only talk to my friends.
4. Be very noisy, jump, or run around when I am in the church.
5. Listen to Mom or Dad when they tell me to stop watching TV and go to bed.
6. Take money out of Dad's wallet when he is not looking.
7. Fight and argue with my brothers and/or sisters.
8. Say "hello" to my teachers at school or church.
9. Help Mom and Dad to tidy up the house.
10. Come to church for Sabbath even though a friend invited me to go to a birthday party.

Students, how will God bless us when we choose to do the right thing? Let's turn to Psalm 1:3. [Ask the students to turn to Psalm 1:3 and read the verse aloud.]

"He shall be like a tree
Planted by the rivers of water,
That brings forth its fruit in its season,
Whose leaf also shall not wither;
And whatever he does shall prosper."

Ask the students to draw the picture of Psalm 1:3 in the "God wants me TO…" area of the paper (e.g., a picture of a fruitful tree with green leaves by rivers of water). God will bless our lives so that we are like this tree, which will continue to grow tall and strong.



Activities

1 From a Shepherd to a King

Instructions
David went through a lot before he became king. Write down the missing words. See if you can trace back to when these things happened to David.

1. David was a _____ boy.
2. David brought food to the battleground for his _____.
3. David killed a giant named _____.
4. David played the _____ for King _____.
5. David and _____ were best friends.
6. David _____ away from King Saul.
7. David did not _____ King Saul even though he could have.
8. David became the king of _____.

2 Connect the Dots Review

Objective: To help the students review for the upcoming final test.

Materials
- Two copies of the connect-the-dots puzzle (one for each team)
- One pencil for each team
- One copy of the final test

Instructions
1. Divide the students into two teams. Give each team a connect-the-dots puzzle and a pencil. Choose a student to answer a question from the final test. If he answers correctly, he may connect a line on the puzzle. If he answers incorrectly, a member of the other team may answer the question. If that player answers the question correctly, he may connect a line on his team's puzzle.
2. Continue asking questions while alternating teams until one team has completed their puzzle.
3. Be sure to give a final question to the second team at the end of the game to give each team an equal number of chances. Repeat questions as needed until one team has completed its puzzle. The first team to finish the puzzle wins.

Answers for Activity 1

1. shepherd
2. brothers
3. Goliath
4. harp, Saul
5. Jonathan
6. ran
7. kill
8. Israel

1
2
3
4
5
6
7
8
9
10
11
12
13
14
15
16
17
18
19
20
21
22
23
24
25
26
27
28
29
30
31
32
33
34
35
36

E1 Year 2 Book 1 Lesson 12—David Becomes King

Homework Assignment

Name: _____ **Parent signature:** _____ **Date:** _____

Bible Truth: The Lord blesses those who persevere in doing His will.

Lesson Objective: To always do what is right and patiently wait for God's blessings.

Bible Reading: Please put a checkmark in the space when you complete the reading each day.
Prayer: Please put a checkmark in the space provided on the days you prayed to God.

	Sun	Mon	Tue	Wed	Thu	Fri	Sat
Bible Reading							
Prayer							

Memory Verse

Please write down this week's memory verse.

(Psalm 5:12a)

_____

_____

What I Learned from the Bible This Week

1. _____

2. _____

3. _____

Homework Assignment

Understanding What You Have Learned

Write down the memory verse for this week.

1. _____

True or False

2. David had eight brothers and he was the youngest in the family. _____
3. The Jebusites thought that Jerusalem was so well-protected that even the deaf and mute could keep King David out. _____
4. After King David captured Jerusalem, the city was also known as David's City. _____

Fill In the Blank

5. When David became king over Judah, he was living in _____.
6. King David was _____ years old when he became king.
7. After David became king over Israel, King _____ of Tyre sent cedar logs for King David to build his palace.

Multiple Choice

8. _____ : Before David became a king, he was also a _____.
   a. Shepherd boy
   b. Talented musician
   c. Man on the run
   d. All of the above

9. _____ : Who lived in Jerusalem before King David captured the city?
   a. Philistines
   b. Jebusites
   c. Hittites

10. _____ : How did King David capture Jerusalem with God's help?
    a. He burnt down the city wall.
    b. He went through the water tunnels.
    c. He found a hidden underground tunnel into the city.

Short Answer

11. Why was David able to become king over all Israel?

_____

_____

_____

_____

Lesson 13

Review

This lesson is meant for review purposes. There are many ways to conduct a review. Here are some ideas for you.

1. It can be in a standard test format. Elementary 1 students should be able to answer the following types of questions without much difficulty: true or false, fill in the blank, and short answer. Depending on your class's needs, feel free to create your own test by selecting questions found in the **Check for Understanding** section of each lesson. Alternatively, you can look through some of the **homework assignments** for ideas. Be sure to think about **life application questions** in addition to the knowledge-based ones. Never forget to ask the students to remember the **memory verses** that they have learned.

2. The review can be done as a game. Playing games is a fun way to share information. It can be a simple games like Jeopardy or a race to the finish line (moving spaces as students take turns to say the correct answer). Students can also create their own questions and quiz each other. The possibilities are endless!

3. You can think of this class as a brand new lesson. You can select certain characters to study and compare, or themes to look at to review the whole quarter. Look at the memory verses and see how they can be a springboard into a review. These require a little bit of work on your part, but it can be a rewarding way to tie up the past twelve weeks.

Finally, remember to soak in the words of God. After reviewing God's wonderful teachings, have a small snack fellowship. Sing hymns, or go outside and enjoy His creations. You can do a play that sums up the learning that has taken place. And don't forget that you work with a wonderful group of teachers. Brainstorm with your fellow RE workers for fantastic ideas to end your quarter. May God remember all your labor for Him.

For those teachers who have great ideas as to how to review all twelve lessons, we welcome you to email USGA with all the details. We can upload your ideas to the RE link and let other teachers share your creativity.

Review Answer Key

Short Answer

1. Hannah prayed for a son.
2. She brought him to the house of the Lord to serve Him there.
3. The Lord spoke to him.
4. A king, like all of the other nations.
5. Saul didn't obey God's commands and offered sacrifices only a priest could offer.
6. David, a shepherd boy.
7. David was 30 years old when he became king.
8. The Philistine Goliath.
9. He thought David was better than him.
10. Jonathan, Saul's oldest son.
11. He didn't hurt Saul; he spared his life.
12. She made peace with David by giving him presents.

Multiple Choice

1. a
2. c
3. a
4. c
5. a
6. c
7. c
8. c
9. c
10. b

Memory Verses-Fill In the Blank

1. "Continue earnestly in prayer." (Col 4:2a)
2. "Do not grow weary in doing good." (2 Thess 3:13b)
3. "For the Lord knows the way of the righteous, but the way of the ungodly shall perish." (Ps 1:6)
4. "You shall love the Lord your God with all your heart, with all your soul, and with all your strength." (Deut 6:5)
5. "To obey is better than sacrifice." (1 Sam 15:22b)
6. "The Lord looks at the heart." (1 Sam 16:7b)
7. "Fear not, for I am with you; Be not dismayed, for I am your God." (Isa 41:10a)
8. "Be content with what such things as you have." (Heb 13:5b)
9. "A friend loves at all times." (Prov 17:17a)
10. "Love your enemies." (Mt 5:44b)
11. "Blessed are the peacemakers, for they shall be called sons of God." (Mt 5:9)
12. "For You, O Lord, will bless the righteous." (Ps 5:12a)

Character Match-Up

1. c
2. h
3. a
4. g
5. b
6. f
7. e
8. d
9. j
10. i

Life Application

1-4. Free response

Review Test

Short Answer

1. What did Hannah ask the Lord for when she went to Shiloh?

_____

2. When the Lord gave her a son, what did she do with him?

_____

3. What happened one night as Samuel was sleeping?

_____

4. What kind of person did the Israelites want to lead them?

_____

5. Why didn't the Lord want Saul to be king anymore?

_____

6. Who did God choose to be the second king of Israel?

_____

7. How old was David when he became king?

_____

8. Which giant did David kill when he was still a young man?

_____

9. Why was Saul so jealous of David?

_____

10. Who was David's best friend?

_____

11. One day, David got the chance to get even with Saul and hurt him. What did David do instead?

_____

12. What did Abigail do that saved her whole household?

_____

Multiple Choice

1. _____ : What did God tell Samuel in the vision?
   a. He would punish Eli and his two sons for all the wrong things they had done.
   b. He was mad about the Israelites because they didn't listen to His words.
   c. He would reward Samuel and make him the next king.

2. _____ : What did Samuel do after he went to live with the priest Eli in the temple?
   a. He went to school every day.
   b. He didn't do anything but sleep and eat in the temple.
   c. He became Eli's trusted helper in the temple.

3. _____ : Eli's wicked sons sinned against God by stealing _____.
   a. Raw meat and fat
   b. Bulls and lambs
   c. Incense and oil

4. _____ : How did Saul look?
   a. He was short.
   b. He was a head and shoulders taller than anyone else but not handsome.
   c. He was very handsome and a head and shoulders taller than anyone else.

5. _____ : God instructed Saul to _____.
   a. Destroy all the Amalekites and everything that belonged to them
   b. Destroy all the Amalekites, but save the best animals
   c. Destroy all the Amalekites except King Agag and the best animals

6. _____ : Goliath, the hero of the Philistine army, was taller than 9 feet and carried _____.
   a. A shield, a sling, and an axe
   b. A bow and arrow, a cannon, and a knife
   c. A sword, a spear, and 125 pounds of armor

7. _____ : David defeated Goliath because _____.
   a. He used a sling and stone
   b. He had better weapons than Goliath
   c. He had courage and full confidence in the Lord

8. _____ : Saul was jealous because the people said, _____.
   a. "Saul has killed a hundred enemies, but David has killed ten hundred!"
   b. "Saul has killed a million enemies, but David has killed ten million!"
   c. "Saul has killed a thousand enemies, but David has killed ten thousand!"

9. _____ : Although Jonathan's father wanted to kill David, David was still Jonathan's best friend. Why?
   a. Jonathan really liked David because he was a great hero.
   b. David and Jonathan were always together.
   c. They never said anything bad to each other; they did not fight each other; they did not argue or get into trouble. Instead, they continued to care for each other.

10. _____ : What kind of a man was Nabal?
    a. He was rich but very kind and helpful like his wife, Abigail.
    b. He was rich but very mean and stingy.
    c. He was rich but could accept other's people advice.

Memory Verses-Fill In the Blank

(sons, enemies, looks, obey, knows, heart, friend, bless, content, God, prayer, good)

1. "Continue earnestly in _____." (Col 4:2a)
2. "Do not grow weary in doing _____." (2 Thess 3:13b)
3. "For the Lord _____ the way of the righteous, but the way of the ungodly shall perish." (Ps 1:6)
4. "You shall love the Lord your God with all your _____, with all your soul, and with all your strength." (Deut 6:5)
5. "To _____ is better than sacrifice." (1 Sam 15:22b)
6. "The Lord _____ at the heart." (1 Sam 16:7b)
7. "Fear not, for I am with you; Be not dismayed, for I am your _____." (Isa 41:10a)
8. "Be _____ with what such things as you have." (Heb 13:5b)
9. "A _____ loves at all times." (Prov 17:17a)
10. "Love your _____." (Mt 5:44b)
11. "Blessed are the peacemakers, for they shall be called _____ of God." (Mt 5:9)
12. "For You, O Lord, will _____ the righteous." (Ps 5:12a)

Character Match-Up

1. _____ Hannah
2. _____ Samuel
3. _____ Saul
4. _____ David
5. _____ Goliath
6. _____ Eli
7. _____ Jonathan
8. _____ Abigail
9. _____ Hophni and Phinehas
10. _____ Abner

a. I was the first king of Israel. I disobeyed God by offering sacrifices.
b. I was a giant over nine feet tall. I laughed at David when he came out to fight, but he beat me.
c. I had no children and I prayed to God for a son. He answered my prayer and I gave my son to serve Him.
d. I was a smart and beautiful woman. I made peace between David and my husband.
e. I was the best friend of David. I knew that God wanted him to become king.
f. I fell backwards off my seat by the side of the gate when I heard the ark of the covenant had been captured.
g. I was a shepherd boy who had a heart after God. He chose me to be the second king of Israel.
h. I grew up in the house of the Lord and served God. I became a prophet of God.
i. I am the army commander of King Saul.
j. We stole the raw meat and fat that had been brought as offerings to God.

Life Application Questions

Have the students write down FOUR of the most important things that they have learned this quarter. Allow them to share their answers with the class while the teacher lists them on the board or chart paper.

1. _____

_____

2. _____

_____

3. _____

_____

4. _____

_____

"For man looketh on the outward appearance,
but the Lord looketh on the heart." (1 Samuel 16:7b)

Y2 Bk1

God's Chosen Servant

General Assembly of the True Jesus Church

21225 Bloomfield Avenue

Lakewood, CA 90715 U.S.A

Printed 2012