Elementary 2

Year 1 Book 2

Wonderful Grace of God

Teacher's Guide and Student Worksheets

E2 Year 1 Book 2 Wonderful Grace of God USGA

Elementary 2 Year 1 Book 2

Wonderful Grace of God

Introduction

The main objectives for this quarter are:

1. To have a greater understanding of Jacob's life and how God was with him during his difficult journey.
2. To learn how to become doers of the word from examples in the Bible.

Lesson Index

Lesson 1	One True God	1-12
Lesson 2	The Creation of the World	13-24
Lesson 3	The First Sin and the First Murder	25-35
Lesson 4	Noah's Ark and the Great Flood	36-48
Lesson 5	Abram: Faithful, Loving, and Obedient	49-62
Lesson 6	Abraham Receives Three Visitors	63-73
Lesson 7	Sodom and Gomorrah	74-83
Lesson 8	Abraham's Sons	84-95
Lesson 9	Isaac and Rebekah's Faith and Obedience	96-107
Lesson 10	Esau Sells His Birthright, and Isaac Gives Away His Wells	108-119
Lesson 11	Jacob Flees to Laban	120-131
Lesson 12	Jacob Goes Back to His Hometown	132-145
Lesson 13	Review	146-149

All Scripture is quoted in NKJV.

Revised November 2013.

LESSON GUIDE

The E2 lessons can be separated into 3 sections with several subsections that, as a whole, are aimed to provide a comprehensive Bible study of the selected topic.

The first section is an **introduction** to the lesson and includes the Objectives, Memory Verse, Prayer, Overview, Background Knowledge for the Teachers, and Reaching Out to Your Students sections. This section is meant for the teacher to study while preparing the lesson so that the teacher will know in which direction to guide the students while teaching.

The second section includes the **main content** of the lesson that will be taught to the students during class. Here the teacher will find the Opener, Vocabulary, Bible Discovery & Spiritual Teaching, Linking to the Ten Basic Beliefs, Check for Understanding, Life Application, and Activity sections.

Lastly, the students will have a homework assignment to take home and complete after class as a **review** of the lesson. The students are expected to bring back the homework assignment to the next class completed and with a parent signature.

****

This lesson guide will list each subsection and explain its purpose, as well as how teachers should use the information in that subsection.

I. Introduction to the Lesson

1. **Objectives**
   These are the objectives that the lesson aims to fulfill. The teacher should always remember to reinforce ideas and teachings that will fulfill these objectives.

2. **Memory Verse**
   The teacher should go over the memory verse at the beginning of class and ask the students to have it memorized by the end of class.

3. **Prayer**
   Go over these points with the students before beginning prayer so that they will know what they should pray for, in addition to their own prayer requests.

4. **Overview**
   A simple lesson overview that emphasizes the important points of the lesson.

5. **Background Knowledge for Teachers**
   Relevant biblical background knowledge that can aid the teachers in understanding the lesson.

6. **Reaching Out to Your Students**
   This section provides an insight into how the students might react to the lesson and how to help the students understand the lesson.

II. Main Lesson Content

1. **Opener** // 5 Minutes
   The purpose of the Opener is to ease the students into the lesson by bringing up relevant topics that will relate to the Bible study. This will give students time to calm down before the teacher goes into the main content.

2. **Vocabulary**
   The vocabulary is provided to explain some of the more difficult terms. The teacher can choose to go over the terms before beginning the Bible study or as the terms come up during the lesson.

3. **Bible Discovery & Spiritual Teaching** // 30-35 Minutes
   This is the main section of each lesson. It will provide an in-depth study of the selected topic and the students will also be provided worksheets to fill in as the teacher conducts the lesson. The teacher should look at the worksheets while preparing the lesson and print out a copy to use as an answer key during class. The aim of the worksheets is to keep the students focused and to let them actively participate instead of passively listen.

4. **Linking to the Ten Basic Beliefs** // 2-5 Minutes
   It is important to tie each lesson back to the Ten Basic Beliefs to reinforce the students' knowledge of the Beliefs; therefore, this section will briefly tie back the lesson to the Basic Belief to which it relates.

5. **Check for Understanding** // 5 Minutes
   This section tests the students' comprehension of the teachings they just learned in the Bible Discovery & Spiritual Teaching section.

6. **Life Application** // 10 Minutes
   The Life Application section aims to make the lesson content more life applicable and will allow the students to relate the lesson's teachings to events that happen in their daily lives. The goal is to give the students a chance to apply what they have learned in the lesson to their daily lives.

7. **Activity** // 10-15 Minutes
   Each lesson will include one or two activities that relate back to a teaching or story in the Bible Discovery & Spiritual Teaching section.

III. Homework Assignment

Students are to take this home and return it the next week completed. There are four elements to the homework assignment: (1) Bible reading and prayer chart, (2) what they learned from the Bible, (3) memory verse, (4) and a lesson-specific assignment. The Bible reading and prayer chart is provided to track the students' progress during the week. In addition, the students will have to write down the memory verse and two things they learned from the Bible during that week. The last part of the homework assignment is specific to that week's lesson. It is advised that the students obtain a parent signature to make sure that the parents know what the students are learning each week.

IV. Suggested E2 Class Timeline

5 min.	Opening Prayer
5 min.	Opener
30-35 min.	Bible Discovery & Spiritual Teaching
2-5 min.	Linking to the Ten Basic Beliefs
5 min.	Check for Understanding
10 min.	Life Application
10-15 min.	Activity
5 min.	Ending Prayer

Total: 1 hr. 12 min. - 1 hr. 20 min.

UNDERSTANDING YOUR STUDENTS

Upper Elementary/Primary Stage (Ages 9-11)

Characteristics	Pedagogic Application
Body	
1. Generally healthy	Encourage healthy eating habits
2. Active	Can plan for outdoor activities/fellowships sometimes
3. Begin to step into puberty stage, get hungry easily	Prepare snacks if their time in church is especially long
4. Girls become taller than boys toward later stage	Teach them how God values their character; build healthy self-esteem
5. Increase in stamina	Have challenging and difficult activities
Mind	
1. Like to collect things	Include more challenging activities
2. Very creative	Provide creative and Bible-related activities
3. Begin to think and deduce	Use pedagogy that enhance critical thinking
4. Like asking questions	Provide satisfactory and biblical answers
5. Have good memory	Encourage memorization of Bible verses
6. Limited understanding of profound/abstract matters	Need to explain abstract terms
7. Increased reading ability and comprehension	Nurture interest in reading the Bible/Christian materials
Mood	
1. Express emotions easily	Provide routines that help students to quiet down and get ready to focus
2. Short-tempered; lose patience easily	Teach students how to control emotions and appropriate ways to express emotions
3. Like humor	Include some humor while teaching
4. May have feelings of withdrawal (may be scared, anxious, etc.)	Show more care and concern; teach them the importance of relying on God
Social Skills	
1. Loyal toward friends of the same age more than parents or teachers	Encourage friendship, but stress the importance of respecting parents and elders
2. Like to make friends of the same gender	Can separate into girls and boys for group discussion
3. Loyal to groups or teams	Teach students how to discern negative peer pressure
4. Enjoy competitive games or activities	Provide competitive games where everyone can participate
5. Like to joke around; may make fun of others	Encourage healthy jokes without hurting others' feelings; teach mutual respect
6. Admire favorite teachers and classmates	Suggest some Christian biographies for students to read; set good examples for the students; share your personal faith and convictions
Spirituality	
1. Express maturity in accepting the way of salvation	Talk about salvation seriously; share with them how God changed your life
2. Worship heroes	Teach stories of Bible heroes and spiritual characters; provide good Christian living examples
3. Can study the Bible and pray	Encourage daily spiritual cultivation (pray/read the Bible)
4. Can accept a deeper level of Bible teaching	Help the students to discover the teachings from the Bible
5. Show concern over the souls of others	Encourage students to pray and/or bring family members or friends to the Lord

Memory Verses

1. Jesus said to him, "You shall love the Lord your God with all your heart, with all your soul, and with all your mind." This is the first and great commandment. (Matthew 22:37-38)

2. Let them praise the name of the Lord, for He commanded and they were created. (Psalm 148:5)

3. Behold, to obey is better than sacrifice, and to heed than the fat of rams. (1 Samuel 15:22b)

4. Not a word failed of any good thing which the Lord had spoken to the house of Israel. All came to pass. (Joshua 21:45)

5. And he believed in the Lord, and He accounted it to him for righteousness. (Genesis 15:6)

6. Distributing to the needs of the saints, given to hospitality. (Romans 12:13)

7. You shall not follow a crowd to do evil; nor shall you testify in a dispute so as to turn aside after many to pervert justice. (Exodus 23:2)

8. Therefore know that the Lord your God, He is God, the faithful God who keeps covenant and mercy for a thousand generations with those who love Him and keep His commandments. (Deuteronomy 7:9)

9. Let your father and your mother be glad, and let her who bore you rejoice. (Proverbs 23:25)

10. Bearing with one another, and forgiving one another, if anyone has a complaint against another; even as Christ forgave you, so you also must do. (Colossians 3:13)

11. Fear not, for I am with you; be not dismayed, for I am your God. I will strengthen you, yes, I will help you, I will uphold you with My righteous right hand. (Isaiah 41:10)

12. Behold, how good and how pleasant it is for brethren to dwell together in unity! (Psalm 133:1)

Lesson 1



One True God

Objectives

1. To establish an understanding of the nature of God and His presence in our everyday lives.
2. To help the students understand how to build up a personal relationship with God.

Memory Verse

"Jesus said to him, 'You shall love the Lord your God with all your heart, with all your soul, and with all your mind.' This is the first and great commandment."

(Matthew 22:37-38)

Prayer

1. Thank God for being with us every single moment of our lives.
2. Thank God for bringing us together as a spiritual family and guiding us to gather for today's lesson.
3. Ask God to give us wisdom so that we can understand who He is and how much He does for us every day of our lives.

Overview

1. The Nature of God: Who is God?
- God is omnipotent: we need to rely on His power.
- God is omnipresent: God is always watching over us.
- God is omniscient (Mt 6:8): God knows what is best for us.

2. God and Man—Why is God in my life?
- God as a parent, teacher, and friend.
- He is in our lives because we need Him.

3. Linking to the Ten Basic Beliefs—One True God
We must prioritize God because everything He has done has been for us.

4. Life Application—Treasuring and Building Up Our Relationship with God

5. Activity—Door Hanger

Background Knowledge for Teachers

"'For My thoughts are not your thoughts, nor are your ways My ways,' says the Lord. 'For as the heavens are higher than the earth, so are My ways higher than your ways, and My thoughts than your thoughts.'" (Isa 55:8-9). Who is God? It is difficult to comprehend God's nature, and the Athenians in Acts 17 embody this complication with their altar, dedicated "TO THE UNKNOWN GOD." In response, Paul explains to them exactly who God is and why He is God. It is impossible to fully comprehend who God is, but these things at least we can understand: God is the creator of all things; He is Spirit and not a physical being; and He is the one who sets the time and place for all things, including our own redemption.

Understanding these things is a step towards comprehending God's salvation for us, the very tenet of our belief: the death of Jesus Christ on the cross. Only God has the power to bring all of us to life, and only God has the power to redeem us. Knowing this, He is the only one worthy of our praise, and the only one we should worship.

Reaching Out to Your Students

At this age, your students will probably still have some difficulty trying to understand God, who they cannot see. For them to truly value God in their life, you should aim to illustrate how God can be seen in different facets of their life, such as through a parent, teacher, friend, or even a hero. God's value can be emphasized and more realistically explained to the students when described in something more visible to them. Children at this age also struggle to find a personal place for God in their lives. With their faith very much still based on their parents' faith and family altars, they should begin to learn how to include God in their thoughts and actions in their everyday life. This lesson on the one true God is a prime opportunity to help students begin to prioritize God as number one in their lives.

Opener

5 Minutes

What does God do in your life today? We may think that He simply listens to our prayers and watches over us, but in reality, God's involvement with our lives is so much more than that.

[Prepare three placards, divide the class and assign each group a role: **Parent; Teacher; Friend**]

Here are three different roles of people around us. In your groups, brainstorm and create a mind map using two different markers that includes two things:

- What this person does: the duties this person must perform
- What kind of characteristics this role requires from a person

[Stick the completed mind maps on the board/wall after each group has briefly presented.] As we go through today's lesson, try to think of all the characteristics and duties that we brainstormed together, how they are related to God's nature, and why He is in our lives.

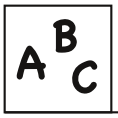

Vocabulary

omniscient: all-knowing
omnipotent: all-powerful, able to do anything
omnipresent: present everywhere at all times
attribute: a quality, feature, or characteristic of a person
redemption: the act of saving or redeeming; paying a price
priority: something you value as more important than other things

Bible Discovery & Spiritual Teaching

30-35 Minutes

For Teachers

To help students with the logical process of the lesson, teachers can choose to use the headings of "Who" and "Why," as outlined in the overview. Focus should be spent on extrapolating the meaning and nature of God from the verses provided.

Before we begin referring to Bible verses, let's all turn to the back of our hymn books where the Ten Basic Beliefs of our church are written. Let's read the first one together. As the very first article of faith, we must understand in whom we believe, and why, before we learn about things like the Sacraments of Water Baptism or Holy Communion. When we first meet someone, we become friends with them by learning more about them, such as their background or their hobbies. Maybe we also become friends with them because they're particularly nice to us, or because we think they're kind of cool. Today, we're going to learn more about God, the best and closest friend we have, who He is, and why He is the one true God.

Who is God?
Unlike many of the so-called gods people worship today, our True God is not man-made. On the contrary, He is the one who created each and every single one of us. Paul explains who God is to the Athenians in **Acts 17:24-27**. [For this passage, NIV will probably be easier for the students to understand.]

From reading this passage we can learn a few things about who God is.

- God made the world and everything in it, and is Lord of heaven and earth (v. 24)
- God doesn't live in a physical place (v. 24)
- God is the one who sets the time and place for all things (v. 26)

Let's go through the different attributes of God.

God is omnipotent.
It's hard for us to explain exactly who God is because we have difficulty understanding Him ourselves. But if anyone ever asks you, "Who is God?", remember that the very first thing Paul proclaimed was that He is the One who "made the world and everything in it [and] is Lord of heaven and earth" (Acts 17:24).

We often describe God as an "omnipotent being." Does anyone know what the word "omnipotent" means? This word means "all-powerful." God is all-powerful and can help us in any situation, especially when trouble comes. We can rely on God. But exactly how powerful is "all-powerful"? It's difficult for us to imagine, but anything that you can think of, God can do. Can you think of a miracle that occurred in the Old or New Testament? It was God's power that allowed that miracle to happen. Paul also calls God the Lord of heaven and earth, because He is the One who made them in the first place. There are also many miracles today that show God's power: your family, your home, even your brains and your looks are all from God. Can you think of a particular skill or strength that you have? That is something that God gave you, with His power. He also saved us from death and gave each of us the opportunity to obtain eternal life, something no person could ever accomplish. So, since we know that God is so powerful, don't you think it makes sense to rely on Him whenever we are in trouble or need strength to overcome something? Let's review a Bible story that demonstrates God's mighty power.

One day, Jesus was with many people in a deserted area in the mountains. They had followed Him there to receive healing and listen to His teachings. Moved with compassion for them, He healed those who were sick. When night fell, the disciples suggested to send the people home so they could find their own food. Jesus refused and asked the disciples the bring Him the only food they had: two fish and five loaves.

After blessing and breaking the bread, Jesus asked the disciples to distribute the food. When the people had finished eating to their satisfaction, there were still twelve full baskets of food left over. That night, more than 5,000 people were fed using only two fish and five loaves. Isn't Jesus' power amazing?

So now that we know that God is all-powerful and able to help us in any situation, what can we do in return?

God is omnipresent.
Although many people worship man-made objects today, Paul says clearly that God is not a physical being. Jesus also teaches us about this in **John 4:24**. Let's read this verse together. "God is Spirit, and those who worship Him must worship in spirit and truth."

Here, Jesus teaches us that God is Spirit, which means that we can't see Him. When we can't see something, it's very difficult for us to understand it. The same is also true of God. Because He is not a physical being, it's hard for us to understand who He is. But we do know that because God is Spirit, He exists everywhere. Does anyone know a word that describes how God exists everywhere at the same time? (Omnipresent.) God is never far away from us, and we can pray to Him whenever we want or need to. He is always there to listen. In fact, He's right next to us, this very moment. This means that we can talk to Him whenever we want to, no matter where we are or what time it is. When Paul was preaching and faced adversity, God was always there with him, as he wrote in **2 Timothy 4:17**, "But the Lord stood with me and strengthened me."

Since we know that God is always by our side, what can we do in return?

God is omniscient.
The last thing we learned from this passage is that God is the one who decides on everything that happens. Because He is the one who determines everything, He is also all-knowing, or "omniscient." He knows everything about us, and always knows what is best for us, including what we need and how to help us. God knows anything there is to know about everything, from the time of our birth and the number of hairs on our head, to the names of all the stars in the skies.

Since God knows everything about us, He knows everything that we have done, both good and bad. Not only that, He also knows the best way to raise us. Let's read **Matthew 6:8**. "Therefore do not be like them. For your Father knows the things you have need of before you ask Him." According to this verse, God knows exactly what we need, even if we haven't asked it of Him. All of us learn in different ways. Some of us might prefer to read a book; others might prefer to learn through activities, or with pictures.

God knows the best way for us to learn and grow, and knows exactly what we need at every single point in our lives. What can we do for Him in return?

Why is God in my life?
So we've learned that God's power has saved us, that He is always with us wherever we go, and that He knows everything about us and what's best for us. **But why has God involved Himself in our lives?** To answer this question, let's first think about what He does in our lives, and what kinds of roles He plays.

Do you remember the three mind maps we made at the beginning of class? Which characteristic or role do you think fits God best? As a friend, He has the power to help us in times of trouble (omnipotent). As a parent, God is able to stay with us to take care of us (omnipresent). As a teacher, He knows all that there is to know, even the best way for each one of us to learn (omniscient). Doesn't that make Him the best parent, the best teacher, and the best friend we could possibly have?

So going back to our original question, if you think about it, all of these roles God plays are beneficial to us. God isn't the one who needed salvation; it was we humans who needed it. Everything He does is for our sakes, because He loves us so much. So, the reason God is in our lives is because we need Him.

Let's open our Bibles to **Psalm 9:1-2**. Let's read it together, as if we're talking directly to God. So, the next question we need to think about is, **how much do we do for God in return for all that He has done for us?** Now let's review the "What I can do in return" column. [Ask volunteers to share their answers.]



Linking to the Ten Basic Beliefs

2-5 Minutes

The first step for every worshipper of God is to believe in Him. Accordingly, the first of our Ten Basic Beliefs is the very first message that we give to truthseekers, and what we as members must always remember. [Have the students copy the first Basic Belief from the back of their hymn books, then pick out and highlight the key words as a group, making sure all of them understand what it means.]

"Jesus Christ, the Word who **became flesh, died** on the cross for the **redemption** of sinners, **resurrected** on the third day, and **ascended** to heaven. He is the **only Savior** of mankind, the **Creator** of the heavens and earth, and the **only True God**."

This belief is the very foundation of our faith. We must always remember that Jesus Christ is our Savior who died and resurrected for us, and is the only True God. Even now, He is constantly taking care of us every day. Because of this, **we must always prioritize Him above everything else**. We must never turn away to worship idols such as our computers or the Internet, money, or even friends or family. Putting God first is part of what it means to be a member of True Jesus Church.

Check for Understanding

5 Minutes

1. **What is the first thing Paul says, when explaining who God is?** He is the creator of all things, and is Lord of heaven and earth.
2. **How is God an omnipresent being?** God is Spirit, and therefore exists all around us.
3. **Is it possible to hide anything from God? Why not?** No, because He is an omniscient being and knows everything.
4. **What are some things that God has done in our lives? How can we repay Him?** Answers may vary; e.g.: He has taught us, taken care of us, raised us, etc. We can repay Him by serving Him in church, praising Him, prioritizing Him before anything else, praying every night, etc.
5. **What are the key points in our first Basic Belief?** Jesus became flesh and died, redeemed our sins, resurrected, and ascended to heaven. He is the only Savior, the Creator, and the only True God.

Life Application

10 Minutes

Treasuring and Building Up Our Personal Relationship with God

A Brother's Reflection—Examining Our Faith

On a recent trip to China, I marveled at how God had led His church through extremely difficult times. I visited places where our church has hundreds of thousands of believers in a single county.

Deeply intrigued by how the church survived the Cultural Revolution, I inquired of an elderly minister who had witnessed and experienced the ordeal. He told me that when the church went underground, Bibles were burned and ministers were arrested.

Yet when the church seemed to have been destroyed, many brave women risked their lives and visited the members from house to house to care for their spiritual lives. They stood tall in the harshest of times and the work of God triumphed in the face of oppression.

Deprived of the freedom to worship, believers hungered for spiritual nourishment. When persecution was lifted from the church in China and the material life of the people went on a climb, this minister realized that the trials the church suffered were actually good for the faith of her members. He lamented that, as the people in China began to enjoy the freedom of worship, their hunger for God's word and fervor to serve Him also sadly dwindled.

As I listened to his words, I couldn't help but reflect on how we haven taken our freedom to worship and to serve God for granted. How ironic it is that people yearn to serve God and to draw close to Him the most only when they are deprived of the opportunity! The experience of the church in China has taught us the often forgotten value of the freedom in our relationship with God and our ministry.

Question: What can we learn from this brother's reflection?
From this testimony, we learned that during persecution, many Bibles were burned, ministers were arrested, members couldn't hold services in public, and they had to risk their physical lives in order to care for their spiritual lives. Don't wait until our lives are persecuted; start cultivating a personal relationship with God now!

How can I have a personal relationship with God?

[**Say to the students:** God desires to give us a new life, eternal life, through His Son Jesus Christ.]

***Believe that God loves you. This is the beginning of any great relationship. You believe that God does have your best interest at heart. God says that He has loved us with an everlasting love, one that never ends and will not change because of our circumstances. The world may love us when things are going well, but God loves us always.**
Jeremiah 31:3, "The Lord has appeared of old to me, saying: 'Yes, I have loved you with an everlasting love; therefore with lovingkindness I have drawn you.'"

***Know that God desires to have a personal relationship with you.**
Jeremiah 24:7, "Then I will give them a heart to know Me, that I am the LORD; and they shall be My people, and I will be their God, for they shall return to Me with their whole heart."

***Trust that Jesus died on the cross in order to have a relationship with you.**
John 3:16, "For God so loved the world that He gave His only begotten Son, that whoever believes in Him should not perish but have everlasting life."

How I can build a personal relationship with God?

A personal relationship must start with having a devotion with God every day.
[Write the word, "devotions" on the board. Ask, "When I say 'devotions,' what do you think of?"]

Devotions are times in which people get to know God. These times usually involve prayer and Bible reading in some way. There is an old saying that there are three kinds of people: those who make things happen, those who watch things happen, and those who wonder what happened. Which type do you want to be? That's right; we should be those who make things happen!

Did you know that spending time along with God was a regular event on Jesus' schedule? Mark 1:35, "Now in the morning, having risen a long while before daylight, He went out and departed to a solitary place; and there He prayed."

[Pause and ask students.] What do you think He got out of it? That's right! He received strength, wisdom, and power from God! Jesus has a very close relationship with God.

Now, what are some rules we need to keep in mind when it comes to devotions. **Write these words on the board:**

1. Devotions should be consistent.
2. Devotions are best done early in the morning (before we go to school).
3. Devotions should last for at least 10 minutes (reading the Bible and prayer).
4. Devotions should make you feel close to God.

Devotions are opportunities we have to know and build a personal relationship with God. Devotions are also when you set aside "quiet time" to spend with God. We need devotions because no one can meet all our needs as **God** can. Our parents care for us, but when you draw close to and experience God, He is the one who really loves you and cares for you unconditionally. When you experience that, you build a strong relationship with Him.

I want you to imagine that you're a middle school student. You come into class and find a list of impossible assignments on the board. You go home thinking that you will never get your homework done! It is too hard!

You sit down to do your homework and someone knocks at the door. It's a tutor (the Holy Spirit) who says, "The Teacher sent me to help. The Teacher and I will supply what you need to finish the assignments."

Don't you desire that kind of help from God daily? That's God Himself who helps you! God's wisdom and God's power!

God is our Father; He delights in our praise and companionship (e.g., He walked with Adam in the garden of Eden). Like any parent, He would like to hear from us when we pray to Him frequently, and He would like to see that we desire to read the Bible daily to get to know Him. That's how we build a strong and close relationship with God!

Now, let's turn to the Life Application worksheet! Let's see what happens when we have devotions with God every day!

5 Easy Steps to Doing Daily Devotions!

1) My personal devotions have to be a choice.
2) Do devotions as soon as I wake up. Get a good start on a day!
3) Start by reading the Bible, and then spend time meditating and praying to God.
4) Memorize one verse. Use flash cards or index cards.
5) Keep a devotional journal. It can be a very useful tool for remembering how things touched you and for reflecting further or at a later date. A dedicated notebook and pen are useful for this and should be kept with your Bible.

Enjoy the relationship. What a great way it is to start the day by conversing with God!

Activity

Door Hanger

10-15 Minutes

Objective: To remind students to prioritize God in their lives.

Materials

- Door hanger template
- Scissors
- Construction paper
- Decorations (construction paper, markers, etc.)

Instructions

1. Cut out the door hanger and glue it to the construction paper. Cut the circle along the dotted line.
2. On the front, write the first Basic Belief. Below it, write Matthew 22:37-38. (Write it on the back if there is no space.)
3. Decorate as you wish, and then bring it home to hang on your bedroom door.



Who Is God?

Read Acts 17:24-27.

1. God made _____
   _____. (v. 24)
2. God doesn't _____
   _____. (v. 24)
3. God is _____
   _____. (v. 26)



Attribute of God	What I can do in return
God is omni_____. **This is important to me because it means that…**	
God is omni_____. **This is important to me because it means that…**	
God is omni_____. **This is important to me because it means that…**	

Why is God in my life?

Read Psalm 9:1-2 and fill in the blanks.

I will praise you, O Lord, with my _____ _____;
I will tell of all Your _____ works.

Treasuring and Building Up Our Personal Relationship with God

A Brother's Reflection—Examining Our Faith

On a recent trip to China, I marveled at how God had led His church through extremely difficult times. I visited places where our church has hundreds of thousands of believers in a single county.

Deeply intrigued by how the church survived the Cultural Revolution, I inquired of an elderly minister who had witnessed and experienced the ordeal. He told me that when the church went underground, Bibles were burned and ministers were arrested.

Yet when the church seemed to have been destroyed, many brave women risked their lives and visited the members from house to house to care for their spiritual lives. They stood tall in the harshest of times and the work of God triumphed in the face of oppression.

Deprived of the freedom to worship, believers hungered for spiritual nourishment. When persecution was lifted from the church in China and the material life of the people went on a climb, this minister realized that the trials the church suffered were actually good for the faith of her members. He lamented that, as the people in China began to enjoy the freedom of worship, their hunger for God's word and fervor to serve Him also sadly dwindled.

As I listened to his words, I couldn't help but reflect on how we haven taken our freedom to worship and to serve God for granted. How ironic it is that people yearn to serve God and to draw close to Him the most only when they are deprived of the opportunity! The experience of the church in China has taught us the often forgotten value of the freedom in our relationship with God and our ministry.

Question: What can we learn from this brother's reflection?

How can I have a personal relationship with God?

A personal relationship must start with having a _____ with God every day.

Devotions are times in which people get to _____ God. These times usually involve prayer and Bible reading in some way. There is an old saying that there are three kinds of people: those who make things happen, those who watch things happen, and those who wonder what happened. Which type do you want to be? _____

Did you know that spending time alone with God was a regular event on Jesus' schedule? Let's look up **Mark 1:35**, "Now in the morning, having risen a long while before daylight, He went out and departed to a solitary place; and there He _____."

What do you think He got out of it? That's right! He received _____, _____, and _____ from God! Jesus has a very close relationship with God.

Now, what are some rules we need to keep in mind when it comes to devotions?

1. Devotions should be _____.
2. Devotions are best done early in the _____ (before we go to school).
3. Devotions should last for at least _____ minutes (reading the Bible and prayer).
4. Devotions should make you feel _____ to God.

Devotions are opportunities we have to know and build a personal relationship with God. Devotions are also when you set aside "quiet time" to spend with God. We need devotions because no one can meet all our needs as **God** can. Our parents care for us, but when you draw close to and experience God, He is the one who really loves and cares for you unconditionally. When you experience that, you build a strong relationship with Him.

I want you to imagine that you're a middle school student. You come into class and find a list of impossible assignments on the board. You go home thinking that you will never get your homework done! It is too hard!

You sit down to do your homework and someone knocks at the door. It's a tutor (the Holy Spirit) who says, "The Teacher sent me to help. The Teacher and I will supply what you need to finish the assignments."

Don't you desire that kind of help from God daily? That's God Himself who helps you! God's wisdom and God's power!

God is our Father; He delights in our praise and companionship (e.g., He walked with Adam in the garden of Eden). Like any parent, He would like to hear from us when we pray to Him frequently, and He would like to see that we desire to read the Bible daily to get to know Him. That's how we build a strong and close relationship with God!

Now, let's turn to the Life Application worksheet! Let's find out what happens when we have devotions with God every day!

5 Easy Steps to Doing Daily Devotions!

1) **My personal devotions have to be a _____.**
2) **Do devotions as soon as I _____ up.** Get a good start on the day!
3) **Start by reading the _____, and then spend time meditating and _____ to God.**
4) **_____ one verse.** Use flash cards or index cards.
5) **Keep a devotional _____.** It can be a very useful tool for remembering how things touched you and for reflecting further or at a later date. A dedicated notebook and pen are useful for this and should be kept with your Bible.

_____ the relationship.

What a great way it is to start the day by conversing with God!

Who Is God?

Read Acts 17:24-27.

1. God made *the world and everything in it, and is Lord of heaven and earth*. (v. 24)
2. God doesn't *live in a physical place*. (v. 24)
3. God is *the one who sets the time and place for all things*. (v. 26)

Attribute of God	What I can do in return *(Answers in this column may vary.)*
God is omni *(potent)*. **This is important to me because it means that…** *(God is all-powerful and can help me in any situation, especially when trouble comes. I can rely on God.)*	*Every day I will pray for...* *1. God's guidance* *2. God's protection* *3. God's wisdom* *4. God's power to say "no" to ungodly things*
God is omni *(present)*. **This is important to me because it means that…** *(God is never far away from me, and I can pray to Him whenever I want or need to. He is always there to listen.)*	*Seek first His kingdom and His righteousness. I can repay Him by doing my best to pray every day, and by trying to prioritize Him in my daily life. I will be very careful of what I choose to:* *...watch with my eyes* *...listen with my ears* *...do with my hands*
God is omni *(scient)*. **This is important to me because it means that…** *(He knows everything about me, and always knows what is best for me, including what I need and how to help me.)*	*I can listen more carefully to my parents and RE teachers, since God has entrusted them to teach me through their words. I should also not complain when I encounter hardships, but try hard to overcome them with help from God and learn what God wants to teach me.*

Why is God in my life?

Read Psalm 9:1-2 and fill in the blanks.

I will praise you, O Lord, with my _____ _____;
I will tell of all Your _____ *works.*

Homework Answer Key

Fill In the Blank

1. Jesus Christ, the Word who became flesh, died on the cross for the redemption of sinners, resurrected on the third day, and ascended to heaven. He is the only Savior of mankind, the Creator of the heavens and earth, and the only True God.
2. "Jesus said to him, 'You shall love the Lord your God with all your heart, with all your soul, and with all your mind.' This is the first and great commandment." (Matthew 22:37-38)

Short Answer

1. Omnipotent/all-powerful, omnipresent/exists everywhere, and omniscient/all-knowing.
2. Parent, teacher, and friend. He plays these roles because we need Him.
3. We would reject idols, think only of Him, and prioritize Him in our lives.
4. Answers may vary.
5. Answers may vary.

E2 Year 1 Book 2 Lesson 1—One True God

Homework Assignment

Name: _____ **Parent signature:** _____ **Date:** _____

Bible Reading: Please put a checkmark in the space when you complete the reading each day.
Prayer: Please put a checkmark in the space on the days you prayed to God.

	Sun	Mon	Tue	Wed	Thu	Fri	Sat
Read							
Pray							

What I Learned from the Bible This Week

1. _____

_____

_____

2. _____

_____

_____

Memory Verse

Please write down this week's memory verse. **(Matthew 22:37-38)**

_____

Fill In the Blank
(resurrected, Savior, Jesus, True God, ascended, redemption, Creator, died)
1. _____ Christ, the Word who became flesh, _____ on the cross for the _____ of sinners, _____ on the third day, and _____ to heaven. He is the only _____ of mankind, the _____ of the heavens and earth, and the only _____ _____.

(heart, love, commandment, soul, God, mind, first, Lord)
2. "Jesus said to him, 'You shall _____ the _____ your _____ with all your _____, with all your _____, and with all your _____.' This is the _____ and great _____." (Matthew 22:37-38)

Short Answer
1. What are three attributes of God?

2. What kinds of roles does God play in your life? Why?

3. If we truly love God, what are some things we would do/not do?

4. What are some idols in your life that may be preventing you from prioritizing God?

5. Write down at least four actions you're going to take in order to improve your relationship with God. (This can be anything from listening to your parents, playing fewer games, to praying every night. Think about your own habits, the idols in your life, and your lifestyle both at home and at school, and consider things you do that God might not condone.)

Lesson 2



The Creation of the World

Objectives

1. To remember that God is the source of all creation.
2. To reflect on God's power, provision, and love when we see His wonderful creation.

Memory Verse

"Let them praise the name
of the Lord, for He commanded
and they were created."

(Psalm 148:5)

Prayer

1. Thank God for safely guiding us through the past week so that we can come to church and worship Him.
2. Praise God for His amazing creation.
3. Ask God to open our hearts and minds as we study the creation of the world.
4. Ask God to help us reflect on His power, protection, and love when we see His wonderful creation.

Overview

1. God's creation of the universe in seven days
- Before "the beginning"
- The first through seventh day

2. God's creation of people
- From the dust of the ground
- From the rib of Adam
- In God's own image

3. Linking to the Ten Basic Beliefs—Jesus is the one true God.

4. Life Application
- God's Power, God's Provision, God's Love
- Care for God's Creation

5. Activity
- What Would the World Be Like?
- The Creation Mural

Background Knowledge for Teachers

The universe as it exists was not produced by a cosmic phenomenon. The conditions of creation were intricately planned and considered. If our world were created in an uncontrolled "big bang," it would have certainly resulted in destruction and chaos, not the life and order we now see.

God, indeed, is the Creator and lawmaker of all the unseen forces that make this world so orderly and predictable, but how often do we consider what was involved in that creation? God is not just an artist; He is also a chemist, a physicist, an astronomer, and a biologist. He is undeniably the maker of all of our world's beauty! He is definitely worthy of our praise!

<u>God's Creation</u>

Day 1: creation of light, and the separation of light from darkness

Day 2: creation of sky and water, and the separation of the waters above the sky and the waters below

Day 3: creation of land and seas, and the separation of earth from the waters below; **creation of vegetation** and the separation of different kinds of plants, each after its kind

Day 4: creation of the sun, moon, and stars to govern day and night, and to order seasons

Day 5: creation of fish (sea creatures) and birds; the command to be fruitful and multiply

Day 6: creation of land animals; creation of human beings, command to be fruitful and multiply, given dominion over the earth

Day 7: God rests and blesses the seventh day

Reaching Out to Your Students

Children are naturally inquisitive about the world. There are so many exciting things to discover and examine. It is not very difficult for children to appreciate nature, but it may be a little challenging for them to see the connection between the wonders of nature and the power of God. Some may not be able to understand that the magnificent things they see are actually very well-designed creations of God. In this lesson, it is important to find as many ways as possible to teach your students that God is the ultimate source of all they see. If possible, expose your students to plenty of informative nature books. Instead of simply looking at the fascinating creations, talk about what makes them so mysterious. Discuss what God's master plan was when He created these things. What your students will learn is that God had very well-defined intentions and purposes for us and the many creations that surround us. We have much to be thankful for.

Opener

5 Minutes

[Refer to the provided Opener Worksheet and give the students a copy of the story. Read the story together with the students before continuing.]

If we look carefully around us, we will realize that God's creations never cease to astonish us. There are so many things in this world that we still do not know. The following are some questions to make us think about a few of God's amazing creations. Remind the students that these are but a tiny fraction of the many creations of God. If you have time, allow volunteers to share other scientific facts about God's creatures.

Everything in this planet is an amazing creation of God. Scientists have been studying and discovering numerous interesting and incredible facts about the world that we live in. Let's explore some of God's creation!

Teachers: Please read the questions and ask the students to respond.

1. How many stars are there in the universe? ($1x10^{24}$)
2. What creature can run 62 miles per hour? (Cheetah)
3. How many strands of hair does an average person have? (150,000 strands)
4. What is the average depth of the ocean? (13,000 feet)
5. Which plant grows three feet a day? (Bamboo)
6. Which creature tells you the temperature by the speed of its chirps? (Cricket)

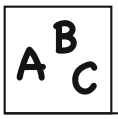

Vocabulary

firmament: a space between two areas (in this case, between the water on earth and the water in the atmosphere); the sky
sanctify: to set apart for a holy purpose
diminish: to decrease (in the context of the testimony, to decrease in importance)

Homework Answer Key

1. 1: light; 2: sky and water; 3: land and seas, vegetation; 4: sun, moon, and stars; 5: fish (sea creatures) and birds; 6: land animals and human beings; 7: God rested and blessed the seventh day
2. It teaches us not to worry about our needs, for God will take care of them.
3. God is our maker. Our help comes from God.
4. Refer to the answers in the chart provided in the Life Application "Care for God's Creation"

Bible Discovery & Spiritual Teaching

30-35 Minutes

FOR TEACHERS

Hand out the Bible Discovery worksheet to the students now. The students will reference it and fill it out during the lesson. Keep one copy of each for yourself to reference during the lesson as well. The answers have been underlined in this section.

Let's read about what happened in the very beginning and during creation on the first day from Genesis 1:1-5. We will refer to the worksheet and fill in the blanks as we go.

The First Day

"In the beginning God created the heavens and the earth. The earth was without form, and void; and darkness was on the face of the deep. And the Spirit of God was hovering over the face of the waters. Then God said, 'Let there be light'; and there was light. And God saw the light, that it was good; and God divided the light from the darkness. God called the light Day, and the darkness He called Night. So the evening and the morning were the first day."

In the beginning, it was completely dark. There was nothing but the Spirit of God, which hovered over the waters. Then, with just one command, God created light, which is Day, and separated it from darkness, which is Night. Can you imagine anyone creating anything by just saying one sentence? For man, it is impossible, but for God, anything is possible. Besides creating light from just saying one command, God created something from nothing. We can see how God is omnipotent, or all-powerful. Why do you think God created light on the first day? Without light, it would be impossible to see and life would be difficult for us. So, God gave us light because He knows that we need it.

The Second Day

Let's read about the second day from Genesis 1:6-8.

"Then God said, 'Let there be a firmament in the midst of the waters, and let it divide the waters from the waters.' Thus God made the firmament, and divided the waters which were under the firmament from the waters which were above the firmament; and it was so. And God called the firmament Heaven. So the evening and the morning were the second day."

God created the firmament and named it "Heaven." Then, God separated the water under the firmament from the water above the firmament. That means that some water went up above the earth and some water remained on the earth to become an ocean.

The Third Day

Let's read about what God created on the third day from Genesis 1:9-13.

"Then God said, 'Let the waters under the heavens be gathered together into one place, and let the dry land appear'; and it was so. And God called the dry land Earth, and the gathering together of the waters He called Seas. And God saw that it was good. Then God said, 'Let the earth bring forth grass, the herb that yields seed, and the fruit tree that yields fruit according to its kind, whose seed is in itself, on the earth'; and it was so. And the earth brought forth grass, the herb that yields seed according to its kind, and the tree that yields fruit, whose seed is in itself according to its kind. And God saw that it was good. So the evening and the morning were the third day."

On the third day, God made the ocean into smaller bodies of water and called them "Seas." God also created land, trees, and plants. Before humans were created, God created light, clouds, trees, and plants all for us; they are all things that humans would need to live! Besides the fruits and vegetables that we eat, a lot of things that we use come from plants. For example, bread and pasta come from grains, and nuts come from trees. Cotton for our clothing also comes from plants. God really thought of everything for us.

The Fourth Day

What about the fourth day? Let's read Genesis 1:14-19.

"Then God said, 'Let there be lights in the firmament of the heavens to divide the day from the night; and let them be for signs and seasons, and for days and years; and let them be for lights in the firmament of the heavens to give light on the earth'; and it was so. Then God made two great lights: the greater light to rule the day, and the lesser light to rule the night. He made the stars also. God set them in the firmament of the heavens to give light on the earth, and to rule over the day and over the night, and to divide the light from the darkness. And God saw that it was good. So the evening and the morning were the fourth day."

After God created the seas, land, and vegetation, God created the sun, moon, and stars. He made the sun to give light during the day and the moon to give light at night. From the stars, we can differentiate between the seasons. Besides being useful for navigating, stars are also beautiful to look at!

The Fifth Day

Let's read about the fifth day from Genesis 1:20-23.

"Then God said, 'Let the waters abound with an abundance of living creatures, and let birds fly above the earth across the face of the firmament of the heavens.' So God created great sea creatures and every living thing that moves, with which the waters abounded, according to

their kind, and every winged bird according to its kind. And God saw that it was good. And God blessed them, saying, 'Be fruitful and multiply, and fill the waters in the seas, and let birds multiply on the earth.' So the evening and the morning were the fifth day."

After God created the fish and birds, He blessed them. God is the giver of life!

The Sixth Day

Let's read about the sixth day from Genesis 1:24-31.

"Then God said, 'Let the earth bring forth the living creature according to its kind: cattle and creeping thing and beast of the earth, each according to its kind'; and it was so. And God made the beast of the earth according to its kind, cattle according to its kind, and everything that creeps on the earth according to its kind. And God saw that it was good. Then God said, 'Let Us make man in Our image, according to Our likeness; let them have dominion over the fish of the sea, over the birds of the air, and over the cattle, over all the earth and over every creeping thing that creeps on the earth.' So God created man in His own image; in the image of God He created him; male and female He created them."

God created man last. By the sixth day, God had already created all the things that man needed. Out of His great love for people, God created light, air, sun, and food for humans before creating humans. After God created people, He blessed them and told them to multiply and fill the earth. God also gave man authority over all of the animals. The creation of humans is different from the creation of the other animals because God created people in His own image. God is a holy Spirit. As His children, we are made in His image. We were created to reflect God's glory. So, the creation of people was very special! Indeed, we are precious in God's sight. Let's read Genesis 1:29 to see how God provided for humans.

"And God said, 'See, I have given you every herb that yields seed which is on the face of all the earth, and every tree whose fruit yields seed; to you it shall be for food. Also, to every beast of the earth, to every bird of the air, and to everything that creeps on the earth, in which there is life, I have given every green herb for food'; and it was so. Then God saw everything that He had made, and indeed it was very good. So the evening and the morning were the sixth day."

God created the plants and fruits and gave them to humans for food, and in order for the animals to grow, God gave them plants for food.

The Garden of Eden

After God created everything, He planted the garden of Eden and put man there. Aside from the trees that were good for food, the tree of life and the tree of the knowledge of good and evil were also in the garden. God put man in charge of tending the garden of Eden, and told them that they could eat from every tree, except the tree of the knowledge of good and evil. If they ate from it, they would die.

Adam named all of the animals: cattle, birds, and every beast of the field. There were so many animals, but none of them were Adam's equal. God decided that it wasn't good for man to be alone, so He created a woman to help the man.

Eve, Adam's Helper

Let's read Genesis 2:21-23. "And the Lord God caused a deep sleep to fall on Adam, and he slept; and He took one of his ribs, and closed up the flesh in its place. Then the rib which God had taken from man He made into a woman, and He brought her to the man. And Adam said: 'This is now bone of my bones and flesh of my flesh; She shall be called Woman, because she was taken out of Man.'" So, God created woman from one of man's ribs, and she became Adam's helper.

The Seventh Day

Let's read about the seventh day in Genesis 2:2-3.

"And on the seventh day God ended His work which He had done, and He rested on the seventh day from all His work which He had done. Then God blessed the seventh day and sanctified it, because in it He rested from all His work which God had created and made."

On the seventh day, God rested and ended all His work. He blessed the seventh day and sanctified it, which means to set apart for a holy purpose. Even the word "Sabbath" means "rest." However, God Himself doesn't need to rest or sleep like we do. Rather, God rested so that we humans could rest from our hard work and worship Him on the Sabbath day.

Understanding What We Believe

The Bible clearly says that God created the world, which is the truth. But, most schools do not teach that God created the world. They teach that all living things exist through evolution. What is evolution? Evolution is:

- The lowest life form came from nothing. It evolved after millions of years into higher forms of life.
- Humans and monkeys have the same ancestors.

What should we do in school when our science teachers or science books talk about evolution? Be sure of who we are: Christians. Believe the Bible, which is the truth, so that we will not be negatively influenced by what we learn at school. If you're interested in science, you can find many science books written by Christian scientists who base their studies on God's creation.

Linking to the Ten Basic Beliefs

2-5 Minutes

Jesus is the one true God. Out of His great love for us, God became flesh (Jesus Christ) in order to bring salvation to mankind.

Since our Creator is God, He is the designer of everything in this universe, from each tiny atom to the enormous universe! At His word, the sun, the moon, and the stars came into being; and by His command, oceans, mountains, and rivers were formed. Not only that, God is the giver of life. He created all kinds of fish, birds, land animals, insects, and plants. Most importantly, He made human beings in His image! We have been created to reflect God's glory, who is our Maker and our Creator!

Check for Understanding

5 Minutes

1. **What did God create first?** Light.
2. **What did God do on the second day?** He created the sky to separate the water under the sky from the water above it.
3. **What did God create on the third day?** He created the land, the seas, and all the vegetation.
4. **What happened on the fourth day?** God created the sun to give light during the day and the moon to give light during the night. He also made the stars.
5. **What did God create on the fifth day?** God made sea creatures and birds.
6. **What did God create last?** On the sixth day, God made land animals and people.
7. **What did God do on the seventh day?** He rested from the work of creation. He blessed this day and made it holy.
8. **What did God create man from?** The dust of the ground.
9. **What did God create woman from?** God made woman from one of Adam's ribs.
10. **How was the creation of man different from the creation of animals?** Man was made in the image of God.
11. **What does it mean to be created in God's image?** We were created to reflect God's glory.

Life Application

10 Minutes

1. God's Power, God's Provision, God's Love

[Please hand out the Life Application worksheets to the students. Go over both of them with the students as a class.]

The Bible encourages us to reflect on, or think about, how God cares for us when we look at His amazing creation. When we see the magnificent creation of God, we can reflect on God's great love and power. Let's read Matthew 6:25-26. These verses encourage us not to worry, but to look at how God takes care of one of His creations: birds. Birds do not sow or reap, but God feeds them. These verses encourage us not to worry about our life, for we are worth more than birds and God will surely take care of us.

God's amazing creation surrounds us. On our way to school, church, or other places, we can see so much of God's creation. When we look at God's creation, have we ever thought about how much He loves us, how almighty He is, or how well He provides for us?

The following is an excerpt of a sister's testimony. This sister was going through a very busy time in her life. During a Bible study, the sister came across Psalm 121:1-2: "I will lift up my eyes to the hills—From whence comes my help? My help comes from the Lord, who made heaven and earth." The sister reflected on how she received comfort by thinking about God's wonderful creation.

"As I look with my mind's eye from a high place across an expansive panorama, I see a breathtaking view of God's magnificent creation. Trees which seem tall before me gradually blur into dark green patches which rise and fall with the contour of the land. In the distance, the majestic mountains stand silently, wearing gracefully the distinctive carvings of time…

High in the hills, the noise and the confusion of the world are far removed, and the relative quiet allows us to appreciate the presence of God. Standing in the midst of this scene, I feel very, very small, and my problems likewise diminish dramatically in the face of God's greatness and glory.

If we realize that God Himself is our help—He who made heaven and earth—what do we have to fear? What more can we ask for?"

"Be Lifted Up", Grace Liang, Higher Ground, Summer 1997, TJC

When God created everything that humans need (light, food, animals, etc.) before creating humans, He provided for all of our needs. When we think about how God formed the world by speaking it into creation from nothing, we can reflect on God's great power. Surely, nothing is too difficult for God! When we think about how God created us in His own image, we can remember how much He loves us. We are sinners, yet God made us in His image! Let us strive to glorify Him.

Life Application Questions

1. What did the sister realize when she saw the creation of God? *She realized that compared to all of God's majestic creation, she was very small. She realized that God is so great and full of glory. Her problems became smaller.*
2. What can you learn from the sister's testimony? *To rely on God, the Creator of the wonderful world. If we trust in God, who created heaven and earth, what do we need to fear?*
3. What can you learn from Matthew 6:25-26? *To trust in God and not to worry about life. Reflect on how God cares for His creation, such as the birds. He will take care of us, too!*

2. Care for God's Creation

"Everything under heaven is Mine." (Job 41:11b)

"For the LORD is the great God, and the great King above all gods. In His hand are the deep places of the earth; the heights of the hills are His also. The sea is His, for He made it; and His hands formed the dry land." (Ps 95:3-5)

Psalm 24 states that "the earth is the LORD'S, and all its fullness, the world and those who dwell therein." The Bible teaches us that God owns the creation. He not only values it, but He sustains it. The earth is not ours; it belongs to God. We love and care for creation because of our love for the Creator. As we behold the power and love of God in a mountain range, a sunset, or in the timelessness of the ocean, we can't help but be moved. But creation also includes humans—our families, communities, and created landscapes. Therefore, we need to care for it.

How should we care for the earth and how do I care for my body?

Verse	God's Creation	Ways to Care
Psalm 104:14	Grass and plants	Water them; not stomp over them; plant more
Psalm 104:16	Trees	Don't waste paper; replant the ones we cut down; set aside forest areas
Psalm 104:17-18	Birds and animals	Don't kill them; provide them areas to live; don't throw trash in rivers or lakes

Psalm 104:25	Ocean and fish	Don't dump things in the water; clean up oil spills; clean up beaches
1 Corinthians 6:20	Me!	My body is a temple of the Holy Spirit. My body is ultimately a creation of God. As a work of art created by God, it deserves very sensitive and intelligent care. I can take care of it by: going to sleep on time; eating healthy food; exercising regularly; worshipping the Lord daily through prayers; and becoming a person that shines for the Lord!

Others ways we can take care of the earth around our community:
1. Plan a community or church clean-up day.
2. Plant trees.
3. Plan an alternative transportation day (have everyone walk, bike, or use public transportation that day).
4. Determine ways that you could use less water (take shorter showers or baths, turn water off when brushing teeth, water grass less, etc.).
5. As a church, adopt a stream, river, or walking path and help clean it up.
6. Clean up a park, empty lot, or roadside.

The Bible says that everything on earth was created for a purpose. We can show our love to God by caring for His earth. We can show our love to God by honoring Him by keeping our bodies healthy, clean, and holy!

Activity

1. What Would the World Be Like? *10-15 Minutes*

Objective: To make your students aware of our dependence on God's creations.

Instructions
1. Tell the students that the purpose of this activity is to become aware of our dependence on God's creations.
2. Ask the students to turn to Psalm 148 and read it.
3. Have them list all of God's creations that are mentioned in the psalm.
4. Let the students write a paragraph or a poem describing how different our world would be without any one of the above-mentioned creations. Students who finish early can draw a picture to accompany their writing.
5. Ask for volunteers to share their work.
6. Post the students' work in the classroom.
7. Conclude with a prayer.

2. The Creation Mural

Objective: To demonstrate the creation of God in drawings.

Materials
- Seven poster boards
- Drawing instruments

Instructions
1. Tell the students that the purpose of this activity is to demonstrate God's creation in drawings.
2. Review to make sure that your students remember what God did on each day of the creation.
3. Divide the class into seven groups and assign one day to each group.
4. Ask each group to read from the Bible and to draw what God did on the day assigned to them. Be sure that each group writes a title and a short subtitle or story, stating the content of the drawing.
5. Let the students present their drawings to the class and post them on the wall in the correct sequence.
6. Conclude with a prayer.

Newton's Friend

Many scientists are interested in finding out where we came from and how. Although the Bible declares that God is the Creator of all things, some people find it hard to believe. Since some scientists do not believe that God created the universe with the power of His words, they have come up with their own explanation—evolution. Yet, some scientists become Christians after their search for the origin of all things.

One story tells about two scientists and their view on creation.

The respected Sir Isaac Newton was a Christian, and he had a scientist friend who did not believe in God. Finding no other way to convince his friend that God was the Creator of the universe, Newton planned to play a trick on his friend.

One day, Newton invited his friend to his house for a visit. Thinking that they were going to discuss one of his new discoveries, the friend walked straight to Newton's library where they had many good talks. "What is this?" The friend had found a beautiful model of the solar system sitting in the middle of the library. Newton came over calmly and turned on a switch. Suddenly, the model came alive. "Wow!" the friend exclaimed when he saw each of the "planets" rotating about its axis and around the "sun." He walked around the model trying to figure out how the mechanism propelled the system. The friend admired the work thinking how much planning it must have taken Newton to make it.



"I must congratulate you! What a marvelous work you have done with this model!" The friend could not hide his excitement at seeing Newton's model.

"Oh, I do not deserve your congratulations. I did not make this thing." Newton looked at the model as if seeing it for the first time.

"What do you mean? Surely, only someone with the knowledge and skill you possess could produce something as magnificent as this." The friend was very positive at his conclusion. "Besides, who else would put something as grand as this in YOUR room."

"I don't know who did it or how it got here. All I know is that I had nothing to do with it. I came into the room and here it was. I suppose this thing just decided to appear on its own," Newton said very seriously.

"Ha! You are very funny, my friend." Newton's friend laughed. "Do you want me to believe that nobody did this and that it simply popped up on its own from nowhere?"

"It seems to be the only logical answer. I believe that was precisely what happened." Newton nodded his head.

The friend shook his head as he put his right arm on Newton's shoulder. "You are going crazy, Sir Newton. Even if I believe you, nobody else in his right mind will believe what you said is possible. It's like a fairy tale of some sort."

"But how come you believe in a fairy tale more incredible than this?" Newton suddenly turned to face his friend and looked him in the eyes.

"What do you mean?"

"For all these years, you have been telling me that what we see around us, the sun, the moon, the stars, the trees and all the creatures, came from nowhere, haven't you?" Seeing that his friend was dumbfounded at his question, Newton continued with his speech, "If you are so positive that even this simple model of the solar system has a creator, how much more the real thing? Are you not amazed at how everything in our world works so wonderfully well? How can these well-designed creatures and systems exist without a thoughtful and intelligent mind behind it? You tell me."

"Well…" The friend suddenly could not find anything to say.

The Wonderful World



Fill in the Blank	
Before "the beginning"	**Genesis 1:2** "The earth was without form, and void; and _____ was on the face of the deep. And the _____ of God was hovering over the face of the waters."
Day 1	**Genesis 1:3** "Then God said, 'Let there be _____; and there was light." **Genesis 1:5** "God called the light Day, and the darkness He called _____. So the evening and the morning were the first day."
Day 2	**Genesis 1:7-8** "Thus God made the _____, and divided the waters which were under the firmament from the waters which were above the firmament; and it was so. And God called the firmament _____. So the evening and the morning were the second day."
Day 3	**Genesis 1:9-10a** "Then God said, 'Let the waters under the heavens be gathered together into one place, and let the dry land appear'; and it was so. And God called the dry land Earth, and the gathering together of the waters He called Seas." **Genesis 1:11** "Then God said, 'Let the earth bring forth _____, the herb that yields seed and the fruit tree that yields _____ according to its kind, whose seed is in itself, on the earth'; and it was so."
Day 4	**Genesis 1:14** "Then God said, 'Let there be _____ in the firmament of the heavens to divide the day from the night; and let them be for signs and seasons, and for days and years;" **Genesis 1:16** "Then God made two great lights: the greater light to rule the day, and the lesser light to rule the night. He made the _____ also."
Day 5	**Genesis 1:21** "So God created great _____ creatures and every living thing that moves, with which the waters abounded, according to their kind, and every _____ bird according to its kind. And God saw that it was good."
Day 6	**Genesis 1:24** "Then God said, 'Let the earth bring forth the living _____ according to its kind: cattle and creeping thing and beast of the earth, each according to its kind'; and it was so." **Genesis 1:26-27** "Then God said, 'Let Us make _____ in Our image, according to Our likeness; let them have dominion over the fish of the sea, over the birds of the air, and over the cattle, over all the earth and over every creeping thing that creeps on the earth.' So God created man in His own _____; in the image of God He created him; male and female He created them."
Day 7	**Genesis 2:2** "And on the seventh day God ended His work which He had done, and He _____ on the seventh day from all His work which He had done. Then God _____ the seventh day and sanctified it, because in it He rested from all His work which God had created and made."

God's Power, God's Provision, God's Love

The Bible encourages us to reflect on, or think about, how God cares for us when we look at His amazing creation. When we see the magnificent creation of God, we can reflect on God's great love and power. Let's read **Matthew 6:25-26**. These verses encourage us not to worry, but to look at how God takes care of His creation: birds. Birds do not sow or reap, but God feeds them. These verses encourage us not to worry about our life, for we are worth more than birds and God will surely take care of us.

God's amazing creation surrounds us. On our way to school, church, or other places, we can see so much of God's creation. List two or three of God's creations that you see on the way to school. _____ _____ When you look at God's creation, have you ever thought about how much He loves us, how almighty He is, or how well He provides for us?

The following is an excerpt of a sister's testimony. This sister was going through a very busy time in her life. During a Bible study, the sister came across **Psalm 121:1-2**: "I will lift up my eyes to the hills—From whence comes my help? My help comes from the Lord, who made heaven and earth." The sister reflected on how she received comfort by thinking about God's wonderful creation.

"As I look with my mind's eye from a high place across an expansive panorama, I see a breathtaking view of God's magnificent creation. Trees which seem tall before me gradually blur into dark green patches which rise and fall with the contour of the land. In the distance, the majestic mountains stand silently, wearing gracefully the distinctive carvings of time…

High in the hills, the noise and the confusion of the world are far removed, and the relative quiet allows us to appreciate the presence of God. Standing in the midst of this scene, I feel very, very small, and my problems likewise diminish dramatically in the face of God's greatness and glory.

If we realize that God Himself is our help—He who made heaven and earth—what do we have to fear?

What more can we ask for?"

"Be Lifted Up", Grace Liang, Higher Ground, Summer 1997, TJC

When God created everything that humans need (light, food, animals, etc.) before creating humans, He provided for all of our needs. When we think about how God formed the world by speaking it into creation from nothing, we can reflect on God's great power. Surely, nothing is too difficult for God! When we think about how God created us in His own image, we can remember how much He loves us. We are sinners, yet God made us in His image! Let us strive to glorify Him.

Life Application Questions

1. What did the sister realize when she saw the creation of God?

2. What can you learn from the sister's testimony?

3. What can you learn from Matthew 6:25-26?

Care for God's Creation

"Everything under heaven is Mine." (Job 41:11b)

"For the Lord is the great God, and the great King above all gods. In His hand are the deep places of the earth; the heights of the hills are His also. The sea is His, for He made it; and His hands formed the dry land." (Ps 95:3-5)

Psalm 24 states that "the earth is the Lord's, and all its fullness, the world and those who dwell therein." The Bible teaches us that God owns the creation. He not only values it, but He sustains it. The earth is not ours; it belongs to God. We love and care for creation because of our love for the Creator. As we behold the power and love of God in a mountain range, a sunset, or in the timelessness of the ocean, we can't help but be moved. But creation also includes humans—our families, communities, and created landscapes. Therefore, we need to care for it.

How should we care for the earth and how do I care for my body?

Verse	God's Creation	Ways to Care
Psalm 104:14	Grass and plants	
Psalm 104:16	Trees	
Psalm 104:17-18	Birds and animals	
Psalm 104:25	Ocean and fish	
1 Corinthians 6:20	Me!	

Others ways we can take care of the earth around our community:
1. Plan a community or church clean-up day.
2. Plant trees.
3. Plan an alternative transportation day (have everyone walk, bike, or use public transportation that day).
4. Determine ways that you could use less water (take shorter showers or baths, turn water off when brushing teeth, water grass less, etc.).
5. As a church, adopt a stream, river, or walking path and help clean it up.
6. Clean up a park, empty lot, or roadside.

The Bible says that everything on earth was created for a purpose. We can show our love to God by caring for His earth. We can show our love to God by honoring Him by keeping our bodies healthy, clean, and holy!

E2 Year 1 Book 2 Lesson 2—The Creation of the World

Homework Assignment

Name: _____ **Parent signature:** _____ **Date:** _____

Weekly Bible Reading: _____

Bible Reading: Check each box when you complete that day's reading.

Prayer: Check each box after you pray to God that day.

	Sun	Mon	Tue	Wed	Thu	Fri	Sat
Read							
Pray							

What I Learned from the Bible This Week

1. _____

_____

_____

2. _____

_____

_____

Memory Verse

Please write down this week's memory verse. **(Psalm 148:5)**

_____

Short Answer

1. List out what was created on each day of creation.
   1.
   2.
   3.
   4.
   5.
   6.
   7.

2. Read Matthew 6:25-26. What can you learn from these two verses?

3. Read Psalm 121:1-2. What do these verses teach us?

4. Write down at least 4 ways you can care for God's creation.
   1.
   2.
   3.
   4.

Lesson 3



The First Sin and the First Murder

Objectives

1. To understand the origin of sin.
2. To learn that we have to face the consequences when we make the wrong decision.
3. To learn ways to avoid the temptation of sin.

Memory Verse

"Behold, to obey is better than sacrifice, and to heed than the fat of rams."

(1 Samuel 15:22b)

Prayer

1. Thank God for guiding us through the past week and for allowing us to come and learn more about His words.
2. Ask God to guide us as we learn about the origin and consequences of sin.
3. Ask God for wisdom and strength to help us make the right decisions in our lives.

Overview

1. The First Sin
- The first consequence: hidden from the face of God
- The second consequence: punishment
- The third and fourth consequence: banishment from the garden, and sin brought into this world.

2. The First Murder

3. Linking to the Ten Basic Beliefs—Salvation is given by grace through faith. It is still necessary to rely on the Holy Spirit to pursue holiness and to keep the biblical teachings of honoring God and loving humanity.

4. Life Application
- Steps to Avoid Temptation
- Don't Give In to Temptation

5. Activity
- The Candy
- Overcoming Disobedience

Background Knowledge for Teachers

The First Sin

The origin of sin lies in Adam and Eve, and their breaking of the first and only commandment God had given them: do not eat of the fruit of the tree of knowledge of good and evil. Although the serpent in truth deceived Eve with cunning words, the Bible indicates that Eve found "the tree was good for food, that it was pleasant to the eyes, and a tree desirable to make one wise" (Gen 3:6). Adam and Eve's partaking of the fruit brought about a punishment that far outweighed the knowledge they gained: shame before God, and death.

The shame that they felt was born out of the knowledge they gained; their interaction with each other was no longer innocent, but rather, when they saw each other, "they knew that they were naked; and they sewed fig leaves together and made themselves coverings." With knowledge of evil came evil thoughts, and so they naturally felt ashamed upon seeing each other.

The punishment that followed was harsh, but righteous. The serpent was not only cursed, but from this point began the fight between Satan and ourselves. These verses also are the first to prophesy of Jesus Himself. Eve was punished with pain in childbirth, and a desire for her husband, who would always rule over her. The word "desire" can also be translated as "an attempt to usurp or control"; from hereon began the battle between male and female. Neither could live together in peace as they

once did. Adam's punishment was toiling on an earth cursed for his sake, and most notably, death, the ultimate consequence of sin. James 1:13-15 records: "Let no one say when he is tempted, 'I am tempted by God'; for God cannot be tempted by evil, nor does He himself tempt anyone. But each one is tempted when he is drawn away by his own desires and enticed. Then, when desire has conceived, it gives birth to sin; and sin, when it is full-grown, brings forth death."

The First Murder
Although the Bible does not explain how the practice of offerings began, it is clear that something about Cain's offering was unacceptable to God. While it specifically mentions that Abel offered the firstborn of his flock and its fat, it says nothing that is remarkable or of note in Cain's offering, only that it was the "fruit of the ground" (Gen 4:3). Further, God's chastisement and warning indicates that Cain was not doing what was right, and that sin was beginning to take hold of his heart. This is confirmed in 1 John 3:12-13: Do not be "as Cain who was of the wicked one and murdered his brother. And why did he murder him? Because his works were evil and his brother's righteous." Sadly, Cain's punishment did not act as intended; he did not reflect on his sin at all, but instead worried only about his safety.

Reaching Out to Your Students

Children aged around 9-10 are at an age of moral awareness. They try to treat others nicely and fairly, and are at a point when they consider the feelings of others. Keep in mind, though, that in a few years, their views may change drastically. At that time, they will enter educational systems in which many of their teachers will not know them as individuals. They will meet new friends who will play a major role in their lives. Bad thoughts will become common, and they will have to deal with learning how to keep these thoughts from pulling them away from God. It's important that they be given many opportunities to express their feelings on life issues within the security of the religious education classroom. Allow them to freely practice expressing their concerns and problems with one another, so that when more problems arise, they will be able to help one another. If these issues are dealt with inside the religious education classroom, the risk of your students resolving their issues through the influences of the outside world will be greatly reduced.

Opener

5 Minutes

Collect several clippings from the newspaper concerning various crimes. Pair students together, and give each pair one news clipping. Ask the students to think of as many consequences that might have occurred as a result of that crime. Ask for volunteers to report. Help your students understand how every crime has a consequence that affects both themselves and those around them.

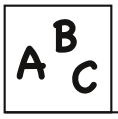

Vocabulary

consequence: the effect, result, or outcome of an action or occurrence
punishment: penalty inflicted due to a transgression
enmity: hatred
banish: to send away, exile
tiller: someone who takes care of the land and grows produce on it
righteous: upright, pleasing to God
countenance: facial expression
vagabond: wanderer; someone who moves from place to place
fugitive: someone who runs away to avoid being caught

Bible Discovery & Spiritual Teaching

30-35 Minutes

For Teachers

Hand out the Bible Discovery worksheet before class. As you teach each section, give the students a few moments to fill in each row as they learn them. The answers have been underlined.

The First Sin

Adam was the very first man. formed out of dust by God, and Eve the first woman, formed out of Adam's rib. We know that they were the ones who brought sin into the world by being the very first to disobey God. But what does this have to do with us? Today, we'll study the consequences of that very first sin, and learn why it's important to us.

I.The First Consequence

First, let's turn to our Bibles and read Genesis 3:1-13. Who was involved? That's right, Adam and Eve! What was the one command that God gave them? (Do not eat the fruit from the tree of the knowledge of good and evil.) It was this command that Adam and Eve both broke, due to the cunning words of the serpent. We know that, as a result, they were thrown out of the garden of Eden. But there were also other consequences that they faced. One of them is in the verses we just read. Let's look at the worksheet again.

After Adam and Eve ate the fruit, God's approach drove them into hiding, which is the first consequence of their sin: they felt guilt and shame for the very first time in human history. These feelings never existed until they ate the fruit and obtained the knowledge of good and evil. They could no longer face God in perfect fellowship, because of the knowledge the fruit gave to them.

II. The Second Consequence

Let's read Genesis 3:14-19. Who was involved? That's right, the serpent, Eve, and Adam. Direct punishment from God was the second consequence for their actions.

First, God dealt with the serpent, in verses 14-15. As the one who deceived Eve in the first place, the serpent was directly cursed by God and had to crawl on its belly. Also, enmity between the serpent and the woman and her offspring was established. This verse marks the beginning of the battle between Satan and ourselves.

Second, although Eve was not cursed as the serpent was, she still received a hard punishment for disobeying God. Let's read what it was in verse 16. Not only would she now experience pain in childbirth, she would also now be in conflict with man, instead of living in harmony as they did before.

Adam, too, was not directly cursed by God, although the Bible says that the ground was cursed for his sake. Let's read the exact wording in verses 17-19. Adam was punished with hardship, and most importantly, death.

III. The Third Consequence

Let's read verses 20-24. Who was involved? That's right, Adam and Eve. Because Adam and Eve disobeyed God, the last consequence was that they were banished from the garden of Eden. This banishment did not only affect Adam and Eve, but all of their succeeding generations, including us.

IV. The Fourth Consequence

Let's turn to 1 Corinthians 15:21-22. Who was involved? That's right, Adam and Eve's descendants: us. We know from Adam's punishment that a direct consequence of sin is death. Adam brought sin into the world and onto all of us, and therefore all of us were destined to experience death. We are all born in sin and are unable to be free from death until we have been baptized and redeemed through the blood of Jesus. Thankfully, God sent His son to die for our sins, so that we might live. Adam was the origin of sin, so Jesus became the origin of life.

The First Murder

Adam and Eve later had two sons named Cain and Abel. Cain was a tiller of the ground and Abel took care of sheep. Let's read the story in Genesis 4:2-7. We can see that Cain became angry that God preferred Abel's offering. What are some reasons God preferred Abel's offering? (Abel offered the firstborn of his flock and their fat, whereas Cain only offered some fruit. Also, verse 6 implies that Cain simply did not do well.) God, seeing that Cain was angry, reminded him that if he worked hard and did well, then his offering would be accepted. In addition, He even warned Cain against falling into sin.

Unfortunately, God's warning fell on deaf ears. Cain, instead of seeking to improve himself, decided to get rid of his competition. Let's read verses 8-15. Who was involved? That's right, Cain. Cain gave in to the control of sin and killed his brother. Now let's look at the worksheet. The consequence for this was a severe punishment from God. Not only could Cain no longer be a tiller, he was to experience exile as a vagabond and a fugitive.

Linking to the Ten Basic Beliefs

2-5 Minutes

Salvation is given by grace through faith.
However, it is necessary to rely on the Holy Spirit to pursue holiness and to keep the biblical teachings of honoring God and loving humanity.

Death is the consequence when we submit to sin, but life is the consequence when we have faith in Jesus. Jesus offered us salvation, which we receive when we believe in Him and are baptized. However, these are not the only steps to eternal life; it is also necessary that we follow the teachings of the Bible with the help of the Holy Spirit. As long as we closely follow God's word, we will be able to once again see God face to face.

Check for Understanding

5 Minutes

1. **What was the first consequence Adam and Eve faced after breaking God's command?** They felt guilt and shame for the first time, and hid themselves from God.
2. **What consequence did the serpent face for tempting Eve?** It was cursed to crawl on its belly, and from that point on, there would be enmity between the serpent and the woman and her offspring.
3. **What were Eve's consequences for disobeying God?** She would experience pain in childbirth, and would be in conflict with man.
4. **What consequences did Adam face for disobeying God?** Adam would toil on a cursed ground and experience death. Also, he was banished from the garden.
5. **What did Cain offer to God?** Some of the fruit of the ground.
6. **What did Abel offer to God?** The firstborn of his flock and their fat.
7. **How did God receive their offerings?** God favored Abel's, but did not look upon Cain's.
8. **What did God say to Cain upon seeing his angry countenance?** If he worked hard and did well, then he would be accepted. He also told Cain that sin lies at the door, and that he must master it, not the other way around.

True or False

9. **God punished Cain so that when he worked the ground, it would no longer yield crops for him. He was now a fugitive.** True.
10. **Cain felt sorry about killing Abel.** False. Cain only worried about his punishment.

Homework Answer Key

1. obey, walk, commanded, well
2. Adam would suffer hardships and toil on cursed ground; man would also receive death. Eve would suffer pain during childbirth. The serpent was cursed and had to crawl on its belly from then on, and there would be enmity between the serpent and Eve's offspring.
3. Recognize our tendency to sin; pray; run away from temptation; resist with the word of God; remember sins have consequences

Life Application

10 Minutes

1. Steps to Avoid Temptation

[Hand out Life Application Worksheet #1. Go over the following content, making sure to pause for the students to fill in the blanks. If time allows, ask the students to share their answers as they fill in each blank.]

Temptation is something we all face as Christians, no matter how long we have been following Christ. There are a few practical things we can do in our struggle against sin. You can learn how to avoid temptation by practicing these five steps.

Here's How:
1. Recognize your tendency toward sin.
We are tempted when we become enticed by our own natural desires. The first step toward avoiding temptation, is recognizing our human tendency to be tempted by our own fleshly desires.

When are you most tempted? _____

2. Pray!
We are not strong enough to resist temptation alone. We need God's help. When you see temptation coming, immediately cry out, "Lord, help me! Show me Your way of escape!"

3. Run away from the temptation.
In 1 Corinthians 10:13, it says, "No temptation has overtaken you except such as is common to man; but God is faithful, who will not allow you to be tempted beyond what you are able, but with the temptation will also make the way of escape, that you may be able to bear it."

When you are face to face with temptation, look for the way out that God has promised and then run as fast as you can. The key is to look for a way to run!!!

4. Resist with the word of truth.
"Jesus answered, 'It is written [in the Scriptures]...'" (Matthew 4:4, 7, 10; Luke 4:4, 8, 12)
When you are facing strong temptations, you can do the same as Jesus did when He was tempted. God's word is a powerful weapon against the lies of Satan. God's word also gives us wisdom and direction when we face difficult decisions.

Memorize the Ten Commandments. Memorize the word of God! Hebrews 4:12 says God's word is living and powerful. Did you know you can carry a weapon that will make your thoughts obey Jesus Christ?

5. Remember that sin always has consequences.
"For the wages of sin is death..." (Romans 6:23)

Our sins are never hidden. God sees and knows them all. Even though we may not recognize it, sin always has destructive consequences. The Bible is full of examples of "small" sins that eventually destroyed people's lives.

a. Eve's desire to be "wise as God" and Adam's failure to protect her (Gen 3)
b. Cain's hatred of his brother Abel (Gen 4)
c. Greed and dishonesty (Josh 7; 1 Sam 15; John 12:1-8; Acts 5:1-11)

2. Don't Give In to Temptation!

[Hand out Life Application Worksheet #2. Read the following scenario with the students, or ask them to read silently on their own. When everyone is finished reading, go over the discussion questions as a class. Ask students to share their answers as you go over each question.]

Vicky could not believe that she was actually at a police station. But, it was too late. It all started from an innocent conversation she had with her friend, Judy. Judy mentioned how she really liked certain necklaces that many girls at school were wearing. Vicky said, "Yeah, I really like them too. They're selling them everywhere." As they spoke about different styles they liked, they agreed to look for them the next time they went shopping. A week later, they found them while shopping with Vicky's mother. "Wow, I really like this one!" Vicky picked one up and showed it to her mother and Judy. Vicky's mom shook her head.

"I'm not buying anymore jewelry for you, young lady. You have plenty."

"But, Mom," Vicky pleaded, "This one is special. I love this one. Please?!"

Vicky's mom ignored her and said she was going to the home appliances department. She told them to follow soon.

Vicky and Judy lingered at the jewelry section. Vicky decided not to give up so soon. She really wanted the necklace! She held onto it and kept thinking of a way to get it. Then, Judy interrupted her thoughts: "Put it back, Vicky. You know you don't have the money to buy it."

Vicky nodded, with a funny look on her face. "I know. I just want to look at it a bit longer..."

Judy, seeing the look on Vicky's face, had a weird feeling that she was about to do something. As they lingered, Judy saw a watch from the corner of her eye and turned to examine it. A few moments later, Judy turned around, but Vicky had disappeared. Judy quickly went to look for her when she heard a sales lady reporting a possible shoplifter on the phone. Although she was curious, she thought that she should find Vicky and her mom first. Just then, two security men came to the jewelry department and took hold of someone. The sales lady joined them and began to walk away. "Hey, wait a minute. They're taking away Vicky!" Judy could not believe her eyes! "Vicky!" Judy called out to her friend.

All she could see was Vicky's teary face just before she turned the corner. Soon, the store manager called Vicky's mom to go to the office. Judy followed behind her. Once there, they found the silver necklace in Vicky's pocket. "I'm sorry! I really am!" Vicky cried with her head bowed. Vicky couldn't believe what she had done. She just really wanted the necklace. She had never done such a foolish thing. Even though she made one wrong decision, she had to face the consequences. She could just imagine how sad this made her mother and Judy feel. Vicky's mom followed them as they began to take her away. "Please, sir, give her another chance. She's only a child. Look, I can pay for the necklace right now. How much is it?"

Judy could tell how Vicky and her mom were very scared. Judy was too. The store manager said sternly: "I am sorry, but I'm afraid it is too late. Shoplifting is a serious offense. We have to report it to the police." Vicky's mom tried again to convince the manager, but he could not be moved. Vicky felt so guilty and scared. She knew she was now facing the consequences of her foolish decision.

1. What are some possible consequences Vicky would have to face?

Feeling guilt for sinning, losing her mother's trust, getting punished by her parents or law enforcement, etc.

2. What are some ways Vicky could have avoided sinning in the first place?

Answers will vary.

By remembering God's commands and memorizing some Bible verses, praying for strength, avoiding talk of wanting things that other people had, remembering all the things she had at home, etc.

3. Turn to the following Bible verse and fill in the blanks:

"But this is what I commanded them, saying, ' ___*(Obey)*___ My voice, and I will be your God, and you shall be My people. And ___*(walk)*___ in all the ways that I have ___*(commanded)*___ you, that it may be ___*(well)*___ with you.'" (Jeremiah 7:23)

Activity

1. The Candy

10-15 Minutes

Objective: To reflect on the importance of discipline and obedience in our faith.

Materials

- 1 bag of candy (check if your students have any allergies)

Instructions

1. Place a bag of candy in the middle of the students' desks or in front of each student before class begins. Tell them that they cannot touch the candy.
2. Go through the lesson and when it's activity time, ask the students the following questions:
   a. Was it hard not to take the candy? Why or why not?
   b. What did you think or do to overcome your desire to take the candy?
3. Tell the students that our faith is often like this activity. God gives us commands for us to obey that prevent us from committing sins against God. Although we may have the desire to do certain things that are sins, we need to have discipline and self-control. For example, some of the students may have wanted to take the candy, but because the teacher told them not to, they couldn't. Encourage your students to obey God's words, and to ask God for strength to keep His commands.
4. You can let the students eat the candy after class!

*****

2. Overcoming Disobedience

Objective: To reflect on ways to overcome disobedience.

Instructions

1. Divide your students into groups of 3-4, and distribute pieces of blank paper among them.
2. Explain to your students that they will be given a scenario. After listening to the scenario, the students will brainstorm ways to avoid sinning.
3. Read the following scenario to them (or type it on slips of paper and give each group a slip):

   Bill didn't study for a science test. He brushed it off, thinking, "It's OK. I usually do pretty well on science tests." The next day, as Bill was taking the science test, he stared at his blank test paper in disbelief. He only knew the answer to one question. Bill was afraid he would fail the test—he never failed tests. Bill glanced over and saw that his friend's test was clearly visible from his position. Maybe, he thought, he could just copy down a few answers...

4. Ask the students to brainstorm ways to overcome disobedience based on the scenario above.
5. Discuss what they should do when they have the same or similar thoughts. Give advice on how to avoid temptation and encourage obedience.

The First Sin and the First Murder

The First Sin			
	Who's Involved	**Consequence**	**Bible Verses**
Consequence #1	1.		Gen 3:8-10
Consequence #2	1. 2. 3.		Gen 3:14-19
Consequence #3	1. 2.		Gen 3:20-24
Consequence #4	1.		1 Cor 15:21-22



The First Murder			
	Who's Involved	**Consequence**	**Bible Verses**
Consequence			Gen 4:8-12

Steps to Avoid Temptation

Temptation is something we all face as Christians, no matter how long we have been following Christ. There are a few practical things we can do in our struggle against sin. You can learn how to avoid temptation by practicing these five steps.

Here's How:

1. _____ your tendency toward sin.

We are tempted when we become enticed by our own natural desires. The first step toward avoiding temptation, is recognizing our human tendency to be tempted by our own fleshly desires.

When are you most tempted? _____

2. _____!

We are not strong enough to resist temptation alone. We need God's help. When you see temptation coming, immediately cry out, "Lord, help me! Show me Your way of escape!"

3. _____ from the temptation.

In 1 Corinthians 10:13, it says, "No temptation has overtaken you except such as is common to man; but God is faithful, who will not allow you to be tempted beyond what you are able, but with the temptation will also make the way of escape, that you may be able to bear it."

When you are face to face with temptation, look for the way out that God has promised and then run as fast as you can. The key is to look for a way to run!!!

4. _____ with the word of truth.

"Jesus answered, 'It is written [in the Scriptures]...'" (Matthew 4:4, 7, 10; Luke 4:4, 8, 12)
When you are facing strong temptations, you can do the same as Jesus did when He was tempted. God's word is a powerful weapon against the lies of Satan. God's word also gives us wisdom and direction when we face difficult decisions.

Memorize the Ten Commandments. Memorize the word of God! Hebrews 4:12 says God's word is living and powerful. Did you know you can carry a weapon that will make your thoughts obey Jesus Christ?

5. _____ that sin always has consequences.

"For the wages of sin is death..." (Romans 6:23)

Our sins are never hideen. God sees and knows them all. Even though we may not recognize it, sin always has destructive consequences. The Bible is full of examples of "small" sins that eventually destroyed people's lives.

a. Eve's desire to be "wise as God" and Adam's failure to protect her (Gen 3)
b. Cain's hatred of his brother Abel (Gen 4)
c. Greed and dishonesty (Josh 7; 1 Sam 15; John 12:1-8; Acts 5:1-11)

Don't Give In to Temptation!



Vicky could not believe that she was actually at a police station. But, it was too late. It all started from an innocent conversation she had with her friend, Judy. Judy mentioned how she really liked certain necklaces that many girls at school were wearing. Vicky said, "Yeah, I really like them too. They're selling them everywhere." As they spoke about different styles they liked, they agreed to look for them the next time they went shopping. A week later, they found them while shopping with Vicky's mother. "Wow, I really like this one!" Vicky picked one up and showed it to her mother and Judy. Vicky's mom shook her head.

"I'm not buying anymore jewelry for you, young lady. You have plenty."

"But, Mom," Vicky pleaded, "This one is special. I love this one. Please?!"

Vicky's mom ignored her and said she was going to the home appliances department. She told them to follow soon.

Vicky and Judy lingered at the jewelry section. Vicky decided not to give up so soon. She really wanted the necklace! She held onto it and kept thinking of a way to get it. Then, Judy interrupted her thoughts: "Put it back, Vicky. You know you don't have the money to buy it."

Vicky nodded, with a funny look on her face. "I know. I just want to look at it a bit longer..."

Judy, seeing the look on Vicky's face, had a weird feeling that she was about to do something. As they lingered, Judy saw a watch from the corner of her eye and turned to examine it. A few moments later, Judy turned around, but Vicky had disappeared. Judy quickly went to look for her when she heard a sales lady reporting a possible shoplifter on the phone. Although she was curious, she thought that she should find Vicky and her mom first. Just then, two security men came to the jewelry department and took hold of someone. The sales lady joined them and began to walk away. "Hey, wait a minute. They're taking away Vicky!" Judy could not believe her eyes! "Vicky!" Judy called out to her friend.

All she could see was Vicky's teary face just before she turned the corner. Soon, the store manager called Vicky's mom to go to the office. Judy followed behind her. Once there, they found the silver necklace in Vicky's pocket. "I'm sorry! I really am!" Vicky cried with her head bowed. Vicky couldn't believe what she had done. She just really wanted the necklace. She had never done such a foolish thing. Even though she made one wrong decision, she had to face the consequences. She could just imagine how sad this made her mother and Judy feel. Vicky's mom followed them as they began to take her away. "Please, sir, give her another chance. She's only a child. Look, I can pay for the necklace right now. How much is it?"

Judy could tell how Vicky and her mom were very scared. Judy was too. The store manager said sternly: "I am sorry, but I'm afraid it is too late. Shoplifting is a serious offense. We have to report it to the police." Vicky's mom tried again to convince the manager, but he could not be moved. Vicky felt so guilty and scared. She knew she was now facing the consequences of her foolish decision.

1. What are some possible consequences Vicky would have to face?

2. What are some ways Vicky could have avoided sinning in the first place?

3. Turn to the following Bible verse and fill in the blanks:

"But this is what I commanded them, saying, ' _____ My voice, and I will be your God, and you shall be My people. And _____ in all the ways that I have _____ you, that it may be _____ with you.'" (Jeremiah 7:23)

E2 Year 1 Book 2 Lesson 3—The First Sin and the First Murder

Homework Assignment

Name: _____ **Parent signature:** _____ **Date:** _____

Weekly Bible Reading: _____

Bible Reading: Check each box when you complete that day's reading.

Prayer: Check each box after you pray to God that day.

	Sun	Mon	Tue	Wed	Thu	Fri	Sat
Read							
Pray							

What I Learned from the Bible This Week

1. _____

_____

_____

2. _____

_____

_____

Memory Verse

Please write down this week's memory verse. **(1 Samuel 15:22b)**

_____

Fill In the Blank

1. "But this is what I commanded them, saying, '_____ My voice, and I will be your God, and you shall be My people. And _____ in all the ways that I have _____ you, that it may be _____ with you.'" (Jeremiah 7:23)

Short Answer

2. Read Genesis 3:8-24. Write down 3 consequences that Adam, Eve, and the serpent had to face as a result of disobeying God's word.

   Adam:
   Eve:
   Serpent:

3. List 4 things you can do to avoid temptation. Refer to 1 Corinthians 10:13 for a start.

   1.
   2.
   3.
   4.

Lesson 4



Noah's Ark and the Great Flood

Objectives

1. To understand that our God keeps His promises.
2. To understand that God's salvation comes through one ark, which is True Jesus Church.
3. To dare to follow God's teachings when others aren't.

Memory Verse

"Not a word failed of any good thing which the Lord had spoken to the house of Israel. All came to pass."

(Joshua 21:45)

Prayer

1. Thank God for gathering us here so that we can worship and learn more about His words.
2. May God help us follow His teachings so that He will bless us.
3. Lord, please guide us during difficult times and give us more faith in Your promises.
4. May God help us focus on this lesson and apply its teachings to our lives.

Overview

1. Why God wanted to destroy His creation
- The wickedness of men
- God's grief

2. God's plan to save Noah
- The only righteous man
- The building of an ark
- Things to bring into the ark
- Noah's obedience

3. The Great Flood

4. God's prediction
- Noah's preparation
- The great destruction

5. After the flood
- Noah's preparation to come out
- God's covenant with Noah

6. Linking to the Ten Basic Beliefs—Salvation, True Jesus Church, Water Baptism, and the Lord's Second Coming

7. Life Application
- God Keeps His Promises: The different promises of God and the uses in our daily lives.
- Dare to Follow God's Teachings: Following God's teachings.

8. Activity—Bible Bookmark

Background Knowledge for Teachers

The story of Noah's Ark is not just about the animals and the Great Flood. It's about righteousness and wickedness, punishment and protection, obedience to God, and, of course, the promise God made. As you teach, please keep this all in mind and make sure the students understand. Although this story may be very familiar to the students already, there's more depth to this lesson and more spiritual teachings to be learned compared to the lesson they may have had in E1 or Kindergarten.

God's Design and Measurements
"Thus Noah did; according to all that God commanded him, so he did." (Gen 6:22)

God created the universe according to His almighty power and wisdom. There are specific patterns for all creation. All structures that God commanded man to build had His exact dimensions, such as the Tabernacle erected by Moses (Ex 39:32, 42-43) or the Holy Temple built

by Solomon (1 Chr 28:11-19). All were constructed completely according to God's blueprint, which, allowed them to obtain God's favor and blessings. It is because of Noah's complete submission to God that he and his family could clench salvation. He built the ark precisely according to God's design and measurements, never realizing that the ark would become the most stable ship in the world and preserve the life of his entire family. Therefore, the True Church in the last days must conform perfectly to God's word, the Holy Bible, especially regarding the essential doctrine of salvation, which is irrevocable. God will measure us by His rod and standard (Rev 11:1) and judge us by His words (Jn 12:47-48).

Only One Ark

Although there were many people in Noah's generation, God commanded Noah to build only one Ark (Gen 6:14). Therefore, we must seek with all our hearts the True Church where we will find the original faith of the Apostolic times—The Perfect Gospel, the Holy Spirit, and miracles and wonders (Rom 15:17-19). We should bravely enter into this Ark of the last days to receive the salvation provided by God, to be born again of water and the Spirit (Jn 3:5), and to eventually be delivered to the heavenly kingdom when Jesus comes again.

Reaching Out to Your Students

Your students may not really understand what it means to have faith in God. Through experience, they have developed a sense of faith and trust in their parents. When most parents make promises to their children, much of the time these promises are fulfilled.

What your children may not know is that God is 100% reliable. He is in total control of everything around us. God has provided us a guarantee of His guidance. Though your students are young, there are still a lot of things they may rely on God for: the curing of illnesses, protection from the dark and the unknown, and guidance through all school experiences. They probably do not realize the many ways in which they can turn to God, but with some discussion, you can point to many possibilities.

Opener

5 Minutes

Give the students two minutes to write down as many animals as they can before time is up. Ask each student to name a few animals on their list. See who has the longest list and who has named the most unusual animal.

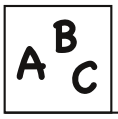

Vocabulary

recede: to move back or away from a limit or point
covenant: God's promise to the human race

Bible Discovery & Spiritual Teaching

30-35 Minutes

FOR TEACHERS

Hand out the Bible Discovery Interview worksheet and tell the students that we will be filling it out as we go through this lesson. Answers are provided on the Teacher Version. Remember to pause when you reach areas marked **Pause** and allow the students to fill in the answers.

Let's open our Bibles to **Genesis 6**.

Many years after Adam and Eve, more people populated the world, but at the same time they also became more wicked. God saw how great man's wickedness was and was grieved that He had made man on the earth, and His heart was filled with pain.

So God decided, "I will wipe mankind, whom I have created, from the face of the earth—men and animals, and creatures that move along the ground, and birds of the air—for I am grieved that I have made them."

But there was a man named Noah, and he found favor in the eyes of God.

Noah was a righteous man, blameless among the people of his time, and he walked with God.

Noah had three sons: Shem, Ham, and Japheth.

[**Pause**: Ask students to answer question 1, 2, and 3.]

God said to Noah, "I am going to put an end to all people, for the earth is filled with violence because of them. I am surely going to destroy both them and the earth. So make yourself an ark of cypress wood; make rooms in it and coat it with pitch inside and out.

"This is how you are to build it: The ark is to be 450 feet long, 75 feet wide and 45 feet high.

"Make a roof for it and finish the ark to within 18 inches of the top. Put a door in the side of the ark and make lower, middle, and upper decks."

FOR TEACHERS

Some students may have trouble imagining how large 450 feet (137 m) may be, so you may have to think of some creative way of providing them the scale. For example, if they've seen modern cruise ships, they are around 900+ ft long (274 m). Noah's ark would be about half that size.

God then revealed to Noah that He would bring a great flood to the earth and destroy all life, meaning every creature that had the breath of life in it. Everything on earth would perish.

But God promised to establish a covenant with Noah, instructing Noah to enter the ark with his family—which included his wife, his sons, and the wives of his sons.

Then, Noah was to bring into the ark two of all living creatures, male and female, to keep them alive with him. He was to bring in every kind of bird as well. Let's continute by reading **Genesis 7:1-3**.

In addition to those animals, he must also take seven pairs of every kind of clean animal, a male and its mate, and two pairs of every kind of unclean animal, a male and its mate, and also seven pairs of every kind of bird, male and female, to keep their various kinds alive throughout the earth.

[**Pause**: Ask students to answer question 4-7.]

At the end of the instructions, in Genesis 6:22, it says that Noah did everything **just as God commanded** him. That means he *obeyed* the Lord. He did not put his own thoughts into the ark's design.

FOR TEACHERS

Optional: You may mention the following at your own discretion:

Several tests on the design of Noah's ark have been made throughout history, including safety tests. These studies have shown that the ship is excellent in design. A particular study in 1993 demonstrated the superior choice of length, breadth, and depth of the ark. They discovered that the ark is capable of withstanding 100-foot waves.

1993: Safety Investigation of Noah's Ark in a Seaway; S.W.Hong et al, CEN TJ 8(1)1994 (AiG)

What do you think would have happened if Noah changed the plans and design? (God would be angry. The ark might malfunction, sink, or capsize.) God's design was perfect.

[**Pause**: Ask students to answer question 8.]

Next, in Genesis 7, the Lord told Noah to go into the ark with his whole family. God then let Noah know that in seven days He would send rain on the earth for forty days and forty nights, and it would wipe from the face of the earth every living creature. At this time, Noah was 600 years old.

So, as predicted, after seven days the flood came. Noah and his family stayed in the ark. The waters kept coming for forty days. Students, try to imagine what this is like— water and continuous flooding for forty days!

As the water level increased, it lifted the ark high above the earth. It even rose to all the high mountains. Every living thing that moved on land perished—birds, livestock, wild animals, all the creatures that swarm over the earth, and all mankind. Even the birds were wiped out. Only Noah, his family, and the animals in the ark were saved.

The floodwaters remained on Earth for a 150 days. In Genesis 8, we see that at the end of the 150 days, God remembered Noah and all the wild animals and the livestock that were with him in the ark, and so He sent a wind over the earth, and the waters receded. The ark ended up on the mountains of Ararat—modern day Turkey.

[**Pause**: Ask students to answer question 9-10.]

Noah waited for the waters to recede for forty days. At that time, Noah opened a window and sent out a raven, which kept flying back and forth until the water had dried up from the earth. Then, he sent out a dove to see if the water had receded from the surface of the ground. But the dove could not find anywhere to land because there was water over all the surface of the earth, so she returned to Noah in the ark.

Noah waited seven more days and again sent out the dove from the ark. When the dove returned to him in the evening, there in her beak was a freshly plucked olive leaf! Then Noah knew that the water had receded from the earth. He waited yet another seven more days and sent the dove out again, but this time she did not return to him. This meant that she must have found dry land.

Noah then removed the covering from the ark and saw that the surface of the ground was dry.

[**Pause**: Ask students to answer question 11.]

Then God said to Noah, "Come out of the ark, you and your wife and your sons and their wives. Bring out every kind of living creature that is with you—the birds, the animals, and all the creatures that move along the ground—so they can multiply on the earth and be fruitful and increase in number on it."

So Noah came out, together with his sons and his wife and his sons' wives. All the animals and all the creatures that moved along the ground and all the birds—everything that moved on land—came out of the ark, one kind after another.

Then Noah built an altar to the Lord and, taking of each clean animal and clean bird, he sacrificed burnt offerings on it. The Lord smelled the pleasing aroma and said in His heart: "Never again will I curse the ground because of humans, even though every inclination of the human heart is evil from childhood. And never again will I destroy all living creatures, as I have done.

"While the earth remains,
Seedtime and harvest,
"While the earth remains,
Seedtime and harvest,
Cold and heat,
Winter and summer,
And day and night
Shall not cease."

Then God blessed Noah and his sons, saying to them, "Be fruitful and increase in number and fill the earth."

Continuing in Genesis 9, God said to Noah and to his sons with him: "I now establish My covenant with you and with your descendants after you and with every living creature that was with you—the birds, the livestock and all the wild animals, all those that came out of the ark with you—every living creature on earth. I establish My covenant with you: Never again will all life be destroyed by the waters of a flood; never again will there be a flood to destroy the earth."

And then God said, "This is the sign of the covenant I am making between Me and you and every living creature with you, a covenant for all generations to come: I have set My rainbow in the clouds, and it will be the sign of the covenant between Me and the earth. Whenever I bring clouds over the earth and the rainbow appears in the clouds, I will remember My covenant between Me and you and all living creatures of every kind. Never again will the waters become a flood to destroy all life. Whenever the rainbow appears in the clouds, I will see it and remember the everlasting covenant between God and all living creatures of every kind on the earth."

So God said to Noah, "This is the sign of the covenant I have established between Me and all life on the earth."

[**Pause**: Ask students to answer question 12-14.]

Students, the next time you see a rainbow, it will have more meaning, right? Remember that it is a sign of the promise from God that He will not destroy life on earth with floodwaters again.

Linking to the Ten Basic Beliefs

2-5 Minutes

Salvation – Salvation is given by the grace of God through the faith of believers. Today, we must rely on the Holy Spirit to pursue holiness, to honor God, and to love everyone. Noah was righteous in God's eyes, so God saved him. We must pursue righteousness and holiness as well.

True Jesus Church – Noah's ark represents our True Jesus Church today. Our church preaches the Truth, is filled with the Holy Spirit, and abounds in miracles and the manifold power of God. Salvation begins by coming to TJC.

Water Baptism – The floodwaters represent the proper water baptism that we have today in our church. In order to be saved, we must have the proper baptism. In 1 Peter 3:20 it says those "who formerly were disobedient, when once the Divine longsuffering waited in the days of Noah, while the ark was being prepared, in which a few, that is, eight souls, were saved through water."

The Lord's Second Coming – This will take place on the Last Day when God descends from heaven to judge the world; the righteous will receive eternal life, while the wicked will be condemned.

Before the Lord comes again, the world will be destroyed. But, remember that God promised that He will not destroy the world by water or flood. Instead, in the end, the world will be destroyed by fire.

Revelations 8:7 "The first angel sounded: And hail and fire followed, mingled with blood, and they were thrown to the earth. And a third of the trees were burned up, and all green grass was burned up."

Check for Understanding

5 Minutes

1. **Why did God want to destroy the world? How would He destroy the world?** Because the people had become very wicked. He would use a flood.
2. **How many clean animals did Noah have to bring on in addition to the pairs of animals?** He also had to bring seven pairs of every kind of clean animal.
3. **How many days did the rain continue to fall? How many days did the floodwaters remain on the earth?** Forty days and forty nights. The earth remained flooded for 150 days.
4. **After everyone came out of the ark, God blessed Noah and his sons, saying to them, "Be** *(fruitful)* **and increase in number and fill the earth."**
5. **What was the covenant that God established with Noah?** "Never again will all life be destroyed by the waters of a flood; never again will there be a flood to destroy the earth."

Homework Answer Key

Fill In the Blank
1. wicked
2. flood
3. covenant

True False
4. False; it rained for forty days and forty nights
5. True
6. True
7. False; it was a sign that He wouldn't destroy earth with water

Short Answer
8. Salvation is given by the grace of God through the faith of believers. Today, we must rely on the Holy Spirit to pursue holiness, to honor God, and to love everyone. Noah was righteous in God's eyes, so God saved him. We must pursue righteousness and holiness as well. Noah's Ark represents our True Jesus Church today and the floodwaters represents the proper baptism today. In order to be saved, we must have the proper baptism.
9. Never again will there be a flood to destroy the earth. The rainbow is a sign of the promise from God that He will not destroy life on earth with floodwaters again.
10. It is important because when we follow God's teachings, God will give us strength and guide us onto the right path. Furthermore, God's blessing will also be with us when we follow God's teachings. "To obey is better than sacrifice" (1 Sam 15:22b).

Life Application

10 Minutes

For Teachers

Give the Life Application handouts to the students. Give them time to complete the first worksheet, then ask the students to share their answers with the class. For the second worksheet, go over the scenarios with the students and ask them to finish the scenarios. Refer to the answers here to guide them.

1. God Keeps His Promises

Objective: To understand the different promises God has given us and their uses in our daily lives.

[Hand out Life Application Worksheet #1. Give the students time to read the passages and fill out the table. After they have finished, ask the students to share their answers. If time permits, ask them if they ever have difficulty remembering or believing in God's promises, and reassure them that God never breaks His promises.]

When We Are Afraid: God will be with us wherever we go and deliver us in the day of trouble.
When We Make Decisions: God will instruct us, teach us, and guide us.
When We Have Done Something Wrong and Confess Our Sins: God will forgive our sins, and cleanse us from all unrighteousness.
When We Are Having a Bad Day: God will give us rest.
When We Ask God According to His Will in Prayer: God will hear us.
When We Are Being Tempted to Do Wrong: God will provide a way of escape for us.

2. Dare to Follow God's Teachings

Objective: To understand that we must follow God's teaching during ungodly times.

[Hand out Life Application Worksheet #2. Read the scenarios with the students. Then, ask one student to volunteer a solution. Afterwards, allow the students to write their own solutions on the worksheet. Go over all the scenarios, and then conclude with the verses.]

1. You could say, "Danielle, I'm sorry that I can't attend this pool party, but I have to go to church on Saturdays." But maybe you can still go right after all services have ended and if there are no other church activities.

   God's 4th commandment is that we must remember the Sabbath, to keep it holy.

2. You could say, "Greg, I can't do this. Stealing is wrong and it's not cool at all." Perhaps you can offer to bring extra money with you and buy ice cream for the both of you every now and then. It's more blessed to give than to receive.

   The 8th commandment says we must not steal.

3. You could say, "Doug, I don't like this movie. I really don't want to watch this movie because there are so many bad things in it. You really shouldn't watch it either. What other movies do you have? Let's just watch something else."

   We have to be careful in what we see and watch.

   - Matthew 6:22-23
     "The lamp of the body is the eye. If therefore your eye is good, your whole body will be full of light. But if your eye is bad, your whole body will be full of darkness. If therefore the light that is in you is darkness, how great is that darkness!"

   - Proverbs 4:23
     "*Keep your heart with all diligence, for out of it spring the issues of life.*"

Activity

Bible Bookmark

10-15 Minutes

Objective: To remind students that God never breaks His promises.

Materials

- Ruler
- White construction paper
- Markers, colored pencils
- Single-hole punch
- Ribbons or string, optional

Instructions

1. Ask students to trace out a rectangle measuring 2" x 5" on the construction paper, and then cut it out.
2. On one side, ask them to write in big, bold letters: **God Always Keeps His Promises**
3. On the other side, tell them to draw a big rainbow however they like, and then decorate the bookmark using colored pencils or markers.
4. Punch a hole at the top so students can attach ribbons or string to the bookmark.

Bible Discovery – Interview



Person's name: _____

Appointment Date:_____ **Time:** _____ **Place:** _____

Purpose of Interview: _____

Questions I Want to Ask

1. **When God told you that He will put an end to all people in the world, what was His reason?**

2. **God chose you to be saved. What was His reason?**

3. **How many children do you have? What are their names?**

4. **God told you to build an ark. What are its dimensions?**

5. **How is God going to destroy the earth? Who and what did He say will be destroyed?**

6. **What did God promise He would establish with you? Do you know exactly what it is at this time?**

7. **I heard that God told you to bring animals on to the ark. Tell me more about the animals. What were God's instructions?**

8. Did you do exactly what God instructed regarding the ark or did you add your own design ideas and animals, too?

9. How long did God say the rain would fall on the earth?

10. How long did the floodwaters remain on Earth? What happened after the waters receded?

11. When the waters receded, you didn't come out right away. What did you do after the waters receded?

12. What did you do after everyone and everything came out of the ark?

13. What was the covenant God made with you?

14. Was there a sign for this covenant? If so, what was it?



God Keeps His Promises

Objective: To understand the different promises God has given us and their uses in our daily lives.

God always keeps His promises and never breaks them.

Instructions: Read the passages and summarize what each promise is or write out the verse. If there's more than one verse, you can choose one to write out.

Promises to Remember…

When We Are Afraid Genesis 28:15; Psalm 50:15	God will _____
When We Make Decisions Psalm 32:8	God will _____
When We Have Done Something Wrong and Confess Our Sins 1 John 1:9	God will _____
When We Are Having A Bad Day Matthew 11:28	God will _____
When We Ask God According to His Will in Prayer 1 John 5:14-15	God will _____
When We Are Being Tempted to Do Wrong 1 Corinthians 10:13	God will _____

Dare to Follow God's Teachings

Objective: To understand that we must follow God's teaching during ungodly times.

Instructions: Read each scenario and complete the ending to each one.

1. Rachel's best friend Danielle is having a special end-of-the-schoolyear pool party at her house on Saturday afternoon. Rachel is thinking about missing the afternoon RE class to go to the party at lunchtime. But, she knows this is not right.

Complete the rest of this scenario.
What would you do and what would you say to Danielle? How would you explain it?

What is the teaching or commandment from God regarding Sabbath?

2. During lunchtime at school, Matt's friend Greg will often steal ice cream sandwiches from the school cafeteria. One time, Greg asks Matt to help him steal one for him. Matt's not too sure about this, but Greg continues to say that he's never been caught before and that no one will find out.

Complete the rest of this scenario.
What would you do and what would you say to Greg?

What is the teaching or commandment from God regarding stealing?

3. Daniel and his family were over at his cousin Doug's house for dinner one evening. Doug's family does not go to church and he is not a believer. Both of them are in Doug's room after finishing dinner and Doug decides to tell Daniel about an R-rated movie he borrowed from his other school friend. This movie has been passed around between their friends and now Doug has it. He asks Daniel if he wants to watch it together. Daniel heard that this movie is very bad because it is filled with drugs, sex, and violence.

Complete the rest of this scenario.
What would you do and what would you say to Doug?

How should we be careful in what we see or watch?

Bible Discovery – Interview

Person's name: _____
Appointment Date:_____ **Time:** _____ **Place:** _____
Purpose of Interview: _____

Questions I Want to Ask

1. **When God told you that He will put an end to all people in the world, what was His reason?**
   The people in the world had become wicked. The earth was filled with violence.
2. **God chose you to be saved. What was His reason?**
   God said that Noah was a righteous man, blameless among the people and that he walked with God.
3. **How many children do you have? What are their names?**
   He has three sons: Shem, Ham, and Japheth.
4. **God told you to build an ark. What are its dimensions?**
   450 feet long, 75 feet wide, and 45 feet high.
5. **How is God going to destroy the earth? Who and what did He say will be destroyed?**
   God will use a flood to destroy all of mankind, as well as every creature that has the breath of life in it. Everything on earth will perish.
6. **What did God promise He would establish with you? Do you know exactly what it is at this time?**
   God promised to establish a covenant with Noah, but he is to first enter the ark with his family. At this time, he doesn't know what it is yet.
7. **I heard that God told you to bring on animals to the Ark. Tell me more about the animals. What were God's instructions?**
   He was told to bring into the ark two of all living creatures, male and female, to keep them alive with him. He is to bring in every kind of bird as well. In addition to those animals, he must also take seven pairs of every kind of clean animal, a male and its mate, and two pairs of every kind of unclean animal, a male and its mate, and also seven pairs of every kind of bird, male and female, to keep their various kinds alive throughout the earth.
8. **Did you do exactly what God instructed regarding the ark or did you add your own design ideas and animals, too?**
   Noah did everything just as God commanded him. He obeyed God and did not change anything
9. **How long did God say the rain would fall on the earth?**
   God would send rain on the earth for forty days and forty nights.
10. **How long did the floodwaters remain on earth? What happened after the waters receded?**
    The floodwaters remained on earth for 150 days. When the water went away, the ark ended up on the mountains of Ararat.
11. **When the waters receded you didn't come out right away. What did you do after the waters receded?**
    He sent out a raven, and it kept flying back and forth until the water had dried up from the earth. Then, he sent out a dove to see if the water had receded from the surface of the ground. But the dove could not find anywhere to land because there was water over all the surface of the earth, so she returned to Noah in the ark. Noah waited seven more days and again sent out the dove from the ark. When the dove returned to him in the evening, there in her beak was a freshly plucked olive leaf! Then Noah knew that the water had receded from the earth. He waited yet another seven more days and sent the dove out again, but this time she did not return to him. This meant that she must have found dry land.
12. **What did you do after everyone and everything came out of the ark?**
    Noah built an altar to the Lord and, taking of each clean animal and clean bird, he sacrificed burnt offerings on it.
13. **What was the covenant God made with you?**
    Never again will all life be destroyed by the waters of a flood; never again will there be a flood to destroy the earth.
14. **Was there a sign for this covenant? If so, what was it?**
    The rainbow was to be the sign of the covenant between Noah and all the generations to come.

E2 Year 1 Book 2 Lesson 4—Noah's Ark and the Great Flood

Homework Assignment

Name: _____ **Parent signature:** _____ **Date:** _____

Weekly Bible Reading: _____

Bible Reading: Check each box when you complete that day's reading.

Prayer: Check each box after you pray to God that day.

	Sun	Mon	Tue	Wed	Thu	Fri	Sat
Read							
Pray							

What I Learned from the Bible This Week

1. _____

_____

_____

2. _____

_____

_____

Memory Verse

Please write down this week's memory verse. **(Joshua 21:45)**

_____

Fill In the Blank

1. God decided to destroy everything because the people in the world were _____.
2. God told Noah that He will bring a great _____ to destroy mankind and all living creatures.
3. God promised to establish a _____ with Noah, but Noah had to enter the ark with his family.

True or False

4. The water and rain kept coming for thirty days and thirty nights. _____
5. Noah must bring into the ark two of all living creatures. _____
6. In addition to those animals, he must also take seven pairs of every kind of clean animal. _____
7. The rainbow was a sign that God will again destroy the earth with floodwaters in the future. _____

Short Answer

8. How is this lesson related to salvation as stated in the Ten Basic Beliefs? Explain.

9. What was the covenant God established with Noah? What does the rainbow mean?

10. Why is it so important to follow God's teachings when our friends are not doing right?

Lesson 5

Abram: Faithful, Loving, and Obedient

Objectives

1. To understand that Abraham had faith in God's calling.
2. To understand that Abraham loved Lot as himself.
3. To understand that we need to be faithful, loving, and obedient.

Memory Verse

"And he believed in the Lord, and He accounted it to him for righteousness."

(Genesis 15:6)

Prayer

1. Thank God for gathering us here so that we can worship and learn more about His words.
2. May God help us be righteous in His sight.
3. Lord, please also give us more faith in You and Your promises.
4. May God help us focus on this lesson and apply its teachings to our lives.

Overview

1. Abram's calling
- God asked Abram to move
- God's blessing

2. Abram in Egypt
- The famine

3. Abram and Lot separate

4. The battle at the Valley of Siddim
- The formation of the allies
- The capturing of Lot

5. Abram rescues Lot

6. Abram's triumphant return
- Meeting with Melchizedek
- Abram's giving of tithe
- Abram's response to the king

7. God's covenant with Abram
- God's covenant with Abram
- God's affirmation of His covenant
- Abram's righteousness

8. Linking to the Ten Basic Beliefs—One True God

9. Life Application
- Loving Others
- Faith and Obedience

10. Activity—Doorknob Hanger

Background Knowledge for Teachers

The stories of the Old Testament are not simply stories of the Israelites' origins. They teach us about righteousness and wickedness, punishment and protection, obedience to God, and the promises God made. The time of Abram was before humans were brought to awareness of sin through the Mosaic law, and yet Abram was found righteous and faithful by God; we have much to learn from him. His obedience remains a remarkable and admirable lesson to us, a level of faith that remains out of reach for many of us who believe today.

As you teach, please keep this all in mind and make sure the students understand that these are stories for us to learn many things from. Although the story of Abram's history is probably familiar to them, try to bring them into a deeper level of understanding.

Reaching Out to Your Students

Your students already understand that they should do what is right, and they know that it is a commandment of the Lord's. But they may have difficulty understanding what "righteous" is or what "righteousness" is in God's eyes. Your students are bombarded with various types of media, which spread ideas such as "I can do whatever I think is right." They may also receive messages from their peers that "it's cool to be bad" or that "nice guys finish last." It is critical for them to understand that anything that goes against God is wrong. They must consider the following when they are unsure of whether an action is right or wrong:

- "Why am I doing this?"
- "Will it hurt someone?"
- "Will this go against the Bible?"
- "What would Jesus do?"

Help your students understand that they must think very carefully about the choices they make. They must depend on what they know about God, pray for wisdom, and make the best choice they possibly can.

Opener

5 Minutes

Who Is Righteous?

Write the following list of names on the board before class. Ask the class whether or not the person you call out is righteous.

- President Abraham Lincoln
- A gang leader
- Moses
- Terrorists
- Dr. Martin Luther King, Jr.
- Jesus Christ
- Pharisees
- Other contemporary well-known figures

As the students respond, place a check next to the people they consider righteous. Then ask, "Why do you think these people are righteous?" After some students have volunteered their answers, say, "Let's find out what God thinks about being righteous."

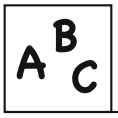

Vocabulary

famine: a very serious and wide-reaching shortage of food; severe hunger and possible starvation
descendants: children or offspring
oath: a serious and formal promise

Bible Discovery & Spiritual Teaching

30-35 Minutes

FOR TEACHERS

Hand out the Bible Discovery worksheet and tell the students that they will be filling it out as you go through this lesson. Remember to pause when you reach areas marked **Pause** and allow the students to fill in the answers. The answers have been underlined.

Today, we'll be learning about Abram and his faith in God's calling, how he loved others as himself, and how he received blessings because of his obedience to God.

Let's open our Bibles to **Genesis 11**. Let's begin with a brief family history: Terah was the father of Abram, Nahor, and Haran. Abram's brother Haran was the father of Lot, meaning Lot was Abram's nephew. We will be learning about Abram and Lot today.

The name of Abram's wife was Sarai. Sarai was barren, which means she was unable to have any children.

[**Pause** for question 1. Use the included map to point out the following locations.]

Terah took his son Abram, his grandson Lot, and his daughter-in-law Sarai, and together they set out from **Ur** of the Chaldeans to go to Canaan. But when they came to **Haran**, they settled there.

Terah lived 205 years, and he died in Haran.

The Call of Abram

One day God said to Abram, "Leave your country, your people and your father's household and go to the land I will show you."

God continued with a promise to Abram, "I will make you into a great nation and I will bless you; I will make your name great, and you will be a blessing. I will bless those who bless you, and whoever curses you I will curse; and everyone on earth will be blessed through you."

So Abram left, as God had told him, and Lot went with him. Abram was seventy-five years old when he set out from Haran. He took his wife Sarai, his nephew Lot, all the possessions they had accumulated and the people they had acquired in Haran, and they set out for the land of Canaan.

Students, imagine God wanting you and your family to do the same thing. Abram lived there for a long time. He had established himself in a familiar environment, and knew everything about the land, including how to support himself and his family. Then, God wanted him to get up and move to somewhere else. If you've ever moved from place to place before, you know that it's not a quick or easy thing. And back in Abram's time, there were no trucks or cars. They had to travel on animals or on foot and carry their possessions with them. Remember, Abram was also seventy-five years old.

Abram traveled through the land as far as the site of the great tree of Moreh at Shechem. [Show on map.] At that time, the Canaanites were in the land. God appeared to Abram and said, "To your descendants I will give this land." So he built an altar there to God, who had appeared to him.

From there, he went on toward the hills east of Bethel and pitched his tent, with Bethel on the west and Ai on the east. [Show Bethel on map.] There, he built an altar to God and called on the name of the Lord.

Then Abram set out and continued toward the Negev. Let's continue on in **Genesis 12**.

Abram in Egypt

Later on, there was a famine in the land, so Abram went down to Egypt to live there for a while because the famine was severe. As he was about to enter Egypt, he said to his wife Sarai, "I know what a beautiful woman you are. When the Egyptians see you, they will say, 'This is his wife.' Then they will kill me but will let you live. Say you are my sister, so that I will be treated well for your sake and my life will be spared because of you."

When Abram came to Egypt, the Egyptians saw that she was a very beautiful woman. [Show Egypt on map.] And when Pharaoh's officials saw her, they praised her to Pharaoh, and she was taken into his palace. He treated Abram well for her sake, and Abram acquired sheep and cattle, male and female donkeys, menservants and maidservants, and camels.

But God inflicted serious diseases on Pharaoh and his household because of Abram's wife Sarai.

So Pharaoh summoned Abram. "What have you done to me?" he said. "Why didn't you tell me she was your wife? Why did you say, 'She is my sister,' so that I almost took her to be my wife? Now then, here is your wife. Take her and go!"

Then Pharaoh gave orders about Abram to his men, and they sent him on his way, with his wife and everything he had.

Abram and Lot Separate

So Abram went up from Egypt to the Negev, with his wife and everything he had, and Lot went with him. Abram had become very wealthy in livestock and in silver and gold. From the Negev, he went from place to place until he came to the place between Bethel and Ai where his tent had been earlier, and where he had first built an altar. [Show Bethel on map.] There, Abram called on the name of the Lord.

So Abram said to Lot, "Let's not have any quarreling between you and me, or between your herdsmen and mine, for we are brothers. Is not the whole land before you? Let's part company and separate from each other. If you go to the left, I'll go to the right; if you go to the right, I'll go to the left."

Lot looked up and saw that the whole plain of the Jordan was well watered, like the garden of the Lord, like the land of Egypt, toward Zoar. So Lot chose for himself the whole plain of the Jordan and set out toward the east. The two men parted company: Abram lived in the land of Canaan, while Lot lived among the cities of the plain and pitched his tents near Sodom. But the people of Sodom were wicked and were sinning greatly against the Lord.

The Lord said to Abram after Lot had parted from him, "Lift your eyes now and look from the place where you are—northward, southward, eastward, and westward; for all the land which you see I give to you and your descendants forever. And I will make your descendants as the dust of the earth; so that if a man could number the dust of the earth, then your descendants also could be numbered. Arise, walk in the land through its length and its width, for I give it to you."

So Abram moved his tents and went to live near the great trees of Mamre at Hebron, where he built an altar to the Lord.

For Teachers

List the following nine kings out on the board or display their names before you begin the next section and explain the war and battles between them. There's no need to put emphasis on the names of the kings and where the battles took place. Just give the students an idea of the war and the conflicts.

A war broke out between the following kings:

1. Amraphel king of Shinar
2. Arioch king of Ellasar
3. Chedorlaomer king of Elam
4. Tidal king of Goiim

1. Bera king of Sodom
2. Birsha king of Gomorrah
3. Shinab king of Admah
4. Shemeber king of Zeboiim
5. The king of Bela (Zoar)

The latter five kings joined forces in the Valley of Siddim (the Salt Sea). For twelve years, they had been subject to Chedorlaomer, but in the thirteenth year, they rebelled.

Abram Rescues Lot

Let's see what happened after Lot and Abram parted ways by looking at **Genesis 13**. In the fourteenth year, Chedorlaomer and the other three kings that joined with him went out and defeated the Rephaim in Ashteroth Karnaim, the Zuzim in Ham, the Emim in Shaveh Kiriathaim and the Horites in the hill country of Seir, as far as El Paran near the desert. Then they turned back and went to En Mishpat (that is, Kadesh), and they conquered the whole territory of the Amalekites, as well as the Amorites who were living in Hazezon Tamar. Then, the king of Sodom, the king of Gomorrah, the king of Admah, the king of Zeboiim, and the king of Bela marched out and drew up their battle lines in the Valley of Siddim against Chedorlaomer king of Elam, Tidal king of Goiim, Amraphel king of Shinar, and Arioch king of Ellasar—the four kings against five kings [refer to previous list].

Now the Valley of Siddim was full of tar pits, and when the kings of Sodom and Gomorrah fled, some of the men fell into them and the rest fled to the hills. The four kings seized all the goods of Sodom and Gomorrah and all their food and went away. They also took away Lot and his possessions, since he was living in Sodom.

One of the people who escaped came and reported this to Abram. When Abram heard that his relative had been taken captive, he called out the 318 trained men born in his household and went in pursuit. During the night, Abram divided his men to attack them and he chased them away. He recovered all the goods and rescued Lot. They brought back his possessions, together with the women and the other people. How loving and courageous Abram was!

After Abram returned from defeating Chedorlaomer and the kings allied with him, the king of Sodom came out to meet him in the Valley of Shaveh (the King's Valley).

Then, Melchizedek king of Salem brought out bread and wine. He was priest of God Most High, and he blessed Abram, saying,

> "Blessed be Abram of God Most High,
> Possessor of heaven and earth;
> And blessed be God Most High,
> Who has delivered your enemies into your hand."

Then, Abram gave him a tenth of everything.

The king of Sodom said to Abram, "Give me the persons, and take the goods for yourself." But Abram said to the king of Sodom, "I have raised my hand to the Lord, God Most High, the Possessor of heaven and earth, that I will take nothing, from a thread to a sandal strap, and that I will not take anything that is yours, lest you should say, 'I have made Abram rich'—except only what the young men have eaten, and the portion of the men who went with me: Aner, Eshcol, and Mamre; let them take their portion."

Abram was always obedient to God and always put his faith in Him. Everything God asked him to do, he would obey. He was God's friend. He also cared much for his nephew Lot. Because of Abram's obedience and his faith in God, God blessed him a lot. We must also obey God and have faith in Him, too.

Finally, let's read James 2:23, "'Abraham believed God, and it was accounted to him for righteousness.' And he was called the friend of God.'"

Linking to the Ten Basic Beliefs

2-5 Minutes

One True God

Our God is all-knowing, all-powerful, and everywhere at all times. He blesses those who obey Him, follow His commands, and put their faith in Him, just like Abram. Remember that God always keeps His promises.

Check for Understanding

5 Minutes

1. **In the beginning of our story, what did God tell Abram to do?** God told Abram to leave his country, his people, and his father's household to go to a land He will show to them.
2. **Briefly describe what happened to Abram and Sarai while they were in Egypt.** There was a famine in the land, so they went to Egypt. Because Sarai was beautiful, Abram decided that it would be safer that she pretend to be his sister. They took her to the palace and treated Abram very well. But God inflicted serious diseases on Pharaoh and his household because of Sarai. They gave Sarai back to Abram and sent them on their way with all they had.
3. **Why did Lot and Abram separate?** Because the land could no longer support both of them and their livestock and there was arguing between their workers.
4. **What was God's promise to Abram?** God will give Abram all the land that he could see and also give it to his descendants forever. Furthermore, God will make his descendants as numerous as the dust of the earth.
5. **What happened to Lot during all the fighting between the kings, and what did Abram do for Lot?** Lot and his possessions were all carried off by the victorious kings. Abram gathered 318 of his trained men and helped bring back Lot, his possessions, and everyone else.

Homework Answer Key

Fill In the Blank
1. bless
2. land
3. famine

True or False
4. False; she is his wife
5. True
6. False; he took 318 men

Short Answer
7. There was a famine in the land, so they went to Egypt. Because Sarai was beautiful Abram decided that it would be safer that she pretend to be his sister. They took her to the palace and treated Abram very well. But God inflicted serious diseases on Pharaoh and his household because of Abram's wife Sarai. They gave Sarai back to Abram and sent them on their way with all they had.
8. No. Because Abram took an oath of receiving nothing from the king of Sodom so that he would not be able to say that he made Abram rich.
9. He credited it to Abram for righteousness.

Life Application

10 Minutes

1. Loving Others

[Hand out Life Application Worksheet #1. Read the story together with the students, and then give them time to answer the questions. After you are finished discussing the questions, go over the diagram and illustrate to the students that when we show love to others, they may come to show love to God.]

Objective: To understand what it means to love others and obey God's command, and to think about what Jesus would do in situations.

Pam was not feeling well and was lying in bed. She asked her daughter, "Marisa, please go over to our neighbor Mrs. Palmer and ask if she could please come over and help us with a few of our chores around the house since I'm feeling sick today."

Marisa quickly obeyed her mother. She had become concerned about her mother because she knew her mother was very sick. Her mother had never asked any of her neighbors for help before.

Marisa knocked on Mrs. Palmer's door. Mrs. Palmer opened her door and looked very unhappy about being bothered in the middle of the morning.

"What do you want?" she asked bitterly.

Marisa replied, "My mother is very sick, and she would really appreciate it if you could please help her with some of the chores."

"Well, I have way too many chores to do myself. I don't have time to help anyone else right now."

Then Mrs. Palmer quickly shut her door.

Marisa walked back home feeling very disappointed and angry over how mean her neighbor was. She knew her mother was too sick to get out of bed. So, when Marisa got back home, she told her mother that Mrs. Palmer refused to come help, but that Marisa herself would like to help her mother.

Pam smiled at her daughter, and said, "Thanks Marisa, you are a very special daughter." Marisa helped her mother, and her mother soon got well.

About a year later, Mrs. Palmer had become very sick, so she sent someone over to Pam's house to ask her for help with her chores. Marisa overheard the question and remembered how Mrs. Palmer had shut the door on her last year. She could not believe that Mrs. Palmer would send someone over to ask them for help when Mrs. Palmer had refused to help her mother last year when she was sick.

Questions
What should her mother do? What would you do? Can you think of any commandment related to this? Lastly, of course, what would Jesus do?

Her mother should still go and help. Jesus would have also offered to help. We should always do what Jesus said in Luke 6:31, "And just as you want men to do to you, you also do to them likewise."

2. Faith and Obedience

[Hand out Life Application Worksheet #2. Guide the students to complete, making sure that each student fills out the box before moving on to the next one. Refer to the Teacher Version for answers.]

Activity

Doorknob Hanger

10-15 Minutes

Objective: To help students keep in mind the commands of God and remember to ask "What Would Jesus Do?"

Materials

- Doorknob hanger template
- Scissors
- Markers

Instructions

1. Cut out the doorknob hanger template.
2. Write in large latters "WWJD".
3. In smaller words below, write, "What Would Jesus Do?".
4. Write the following on the rest of the hanger:

I am a child of God!
I am taught by the word of God.
I keep God's word in my heart!
The word of God GUIDES my life.
I am happy and blessed,
because God loves me.
I am full of God's peace,
I have no fears, and I do not worry.
God made me unique and I am VERY SPECIAL.
God is doing wonderful things in my life!

5. Decorate the hanger any way you like.

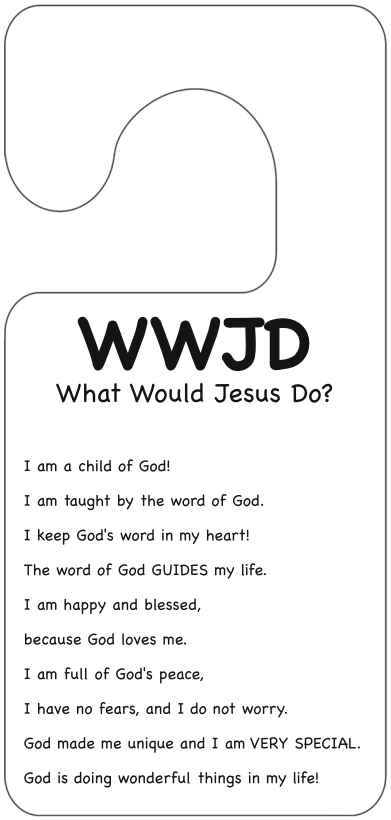



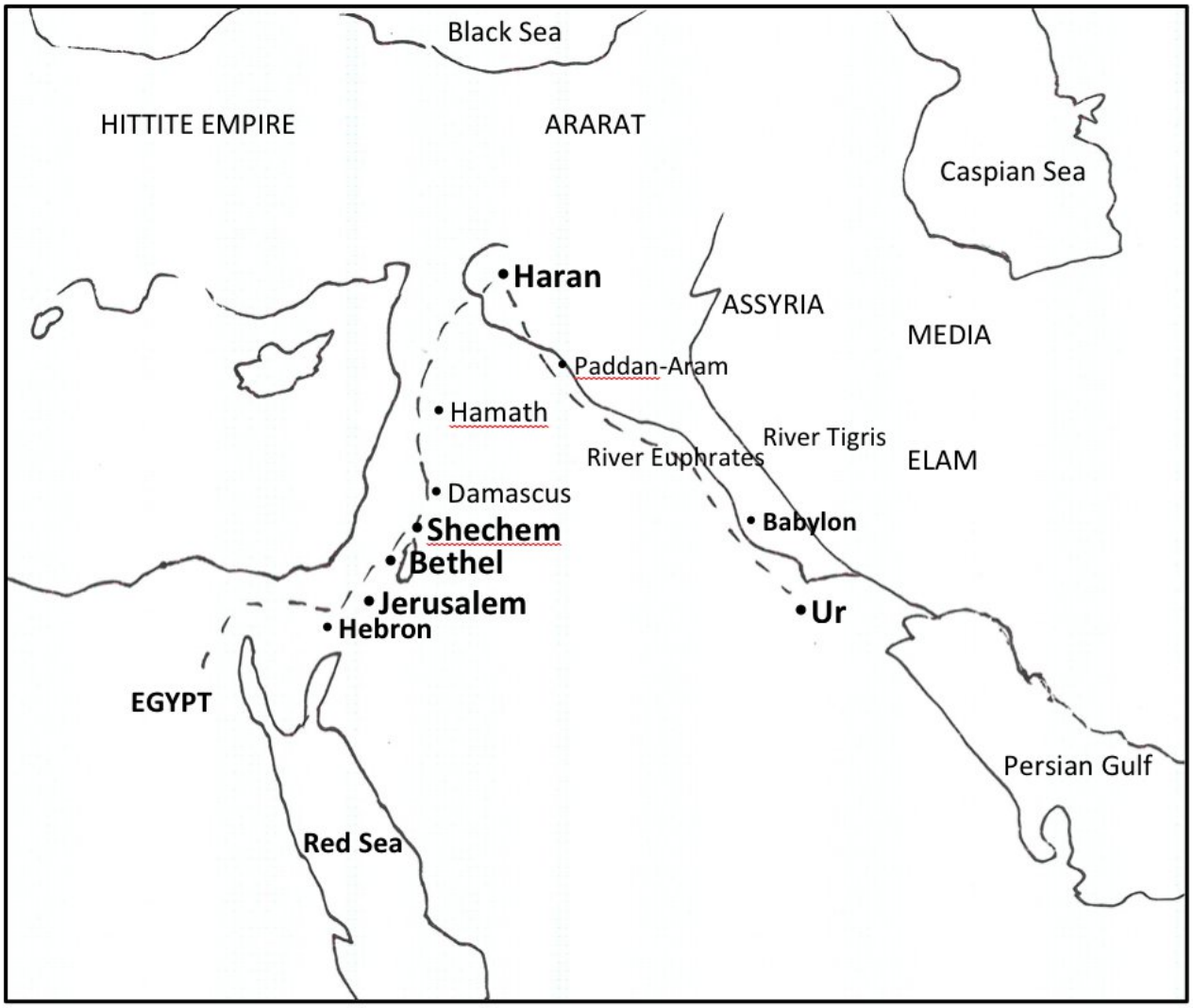
Black Sea
HITTITE EMPIRE
ARARAT
Caspian Sea
Haran
ASSYRIA
MEDIA
Paddan-Aram
Hamath
River Tigris
River Euphrates
ELAM
Damascus
Babylon
Shechem
Bethel
Jerusalem
Ur
Hebron
EGYPT
Persian Gulf
Red Sea

Abram: Faithful, Loving, and Obedient

Instructions: Listen carefully to the lesson and fill in the blanks.

1. Who is Sarai and who is Lot?

2. God promised Abram, "I will make you into a great nation and I will _____ you; I will make your name great, and you will be a blessing. I will bless those who bless you, and whoever curses you I will curse; and everyone on earth will be blessed through you"

3. Later on, there was a _____ in the land, so Abram went down to Egypt to live there for a while because the famine was severe.

4. Because the land could not support both Lot and Abram, they decided they should _____ or part company.

5. Lot chose for himself the whole plain of the _____ and set out toward the east.

   Abram lived in the land of _____, while Lot lived among the cities of the plain and pitched his tents near _____.

6. God's promise to Abram: "All the land which you see I give to you and your _____ forever. And I will make your descendants as the _____ of the earth; so that if a man could number the _____ of the earth, then your descendants also could be numbered."

7. After Abram rescued Lot, the king of Sodom wanted to reward him with the goods he took back, but Abram said that he had taken an oath not to _____ anything belonging to the king.

Loving Others

Pam was not feeling well and was lying in bed. She asked her daughter, "Marisa, please go over to our neighbor Mrs. Palmer and ask if she could please come over and help us with a few of our chores around the house since I'm feeling sick today."



Marisa quickly obeyed her mother. She had become concerned about her mother because she knew her mother was very sick. Her mother had never asked any of her neighbors for help before.

Marisa knocked on Mrs. Palmer's door. Mrs. Palmer opened her door and looked very unhappy about being bothered in the middle of the morning.

"What do you want?" she asked bitterly.

Marisa replied, "My mother is very sick, and she would really appreciate it if you could please help her with some of the chores."

"Well, I have way too many chores to do myself. I don't have time to help anyone else right now."

Mrs. Palmer quickly shut her door.

Marisa walked back home feeling very disappointed and angry over how mean her neighbor was. She knew her mother was too sick to get out of bed. So, when Marisa got back home, she told her mother that Mrs. Palmer refused to come help, but that Marisa herself would like to help her mother.

Pam smiled at her daughter, and said, "Thanks Marisa, you are a very special daughter." Marisa helped her mother, and her mother soon got well.

About a year later, Mrs. Palmer had become very sick, so she sent someone over to Pam's house to ask her for help with her chores. Marisa overheard the question and remembered how Mrs. Palmer had shut the door on her last year. She could not believe that Mrs. Palmer would send someone over to ask them for help when Mrs. Palmer had refused to help her mother last year when she was sick.

Questions

1. What should her mother do?

2. What would you do?

3. Can you think of any commandment that relates to this?

4. Lastly, of course, what would Jesus do?

God loved us so much that He sent His only Son Jesus to earth. Jesus loves all of us so much that He gave His life so we could be saved one day and go to heaven. So, in return we need to love others as God has loved them. And then, hopefully others can see our godly love, and we will be able to lead others to our God and our church.

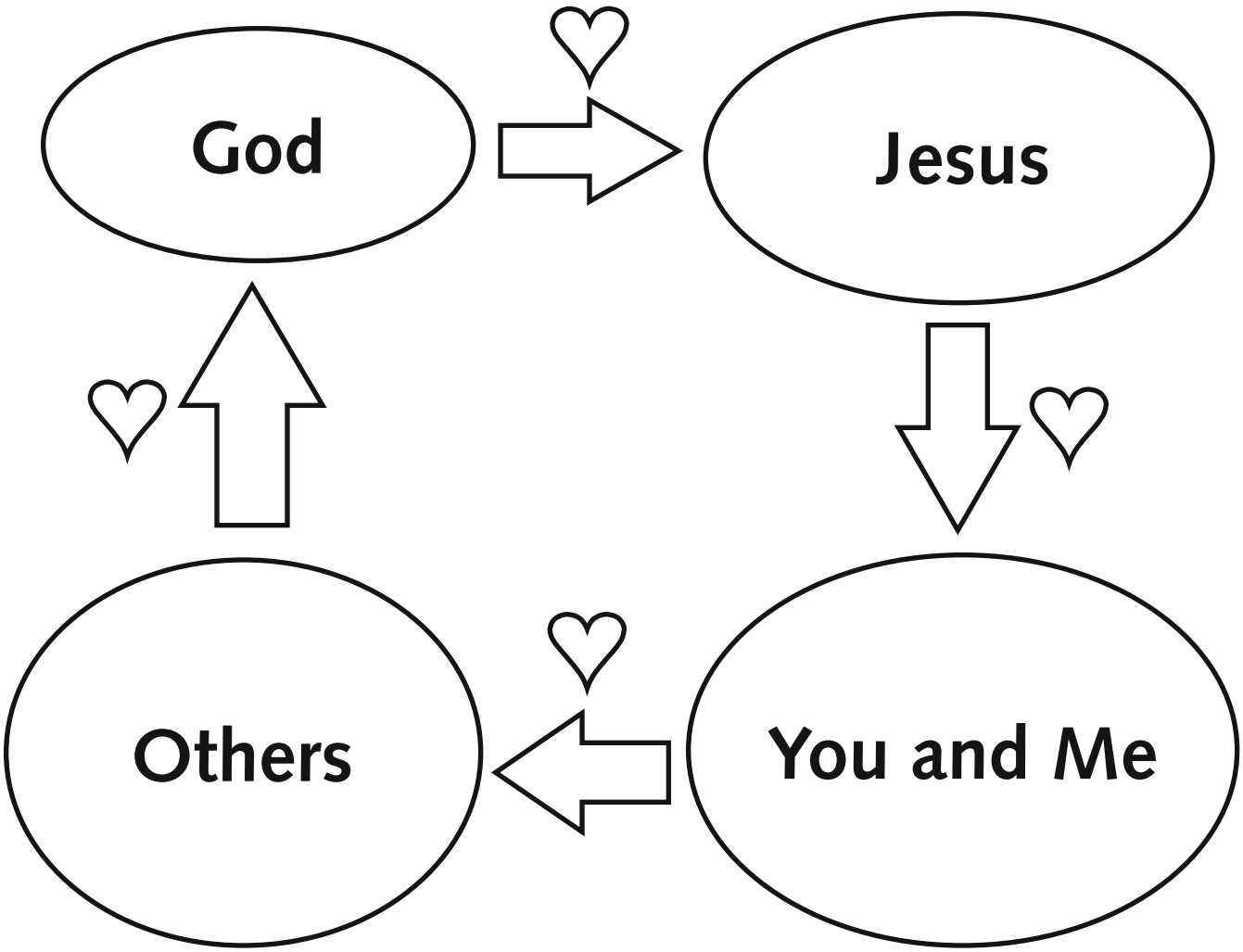

We need to love others as God has loved us!

Faith and Obedience

Faith

(Hebrews 11:1) "*Now faith is the substance of things hoped for, the evidence of things not seen.*"

Why do we need faith? What is faith?	When do we need faith or what are some things in the Bible that we do not see, but believe in?
Read 1 John 5:14-15 **What is faith from these verses?**	
Read 2 Corinthians 5:7 **Faith is NOT _____.** Faith is thanking God beforehand. If a husband tells his wife that he has placed a hundred dollar bill in her purse for her birthday, she thanks him immediately. Why? Because she trusts him. She knows it is hers before she sees it. **Also, read what Jesus says in Mark 11:24.**	
Read Hebrews 11:6 **Why do we need faith?**	

Obedience

(John 14:15) *"If you love Me, keep My commandments."*

(James 1:22) "*But be doers of the word, and not hearers only, deceiving yourselves.*"

Abram obeyed God's commands and was blessed.
Read the following verses and answer the questions.

God's Command	How will you obey? What will you do?
Read Exodus 20:12 **What is the command?**	**How will you obey? What is God's promise?**
Read Matthew 7:12 **What is the command?**	
Read Matthew 5:16 **What is the command?**	

Faith and Obedience

Faith

Hebrews 11:1 "*Now faith is the substance of things hoped for, the evidence of things not seen.*"

Why do we need faith? What is faith?	When do we need faith or what are some things in the Bible that we do not see, but believe in?
Read 1 John 5:14-15 **What is faith from these verses?** *Faith is evidence or confidence: The fact that we have faith and believe in our hearts IS the evidence that what we have been praying for already exists. The evidence or confidence is not found in our feelings or any of our senses. For example, if we pray when we're sick, the healing part has not occurred but we already believe it can happen.*	*When asking God to heal our sickness*
Read 2 Corinthians 5:7 **Faith is NOT** _____ *(sight)*. Faith is thanking God beforehand. If a husband tells his wife that he has placed a hundred dollar bill in her purse for her birthday, she thanks him immediately. Why? Because she trusts him. She knows it is hers before she sees it. **Also, read what Jesus says in Mark 11:24.**	*When praying for the Holy Spirit*
Read Hebrews 11:6 **Why do we need faith?** *Faith is an absolute requirement for answered prayers. We need it to please God.*	*Whenever we need God's help*

Obedience

(John 14:15) *"If you love Me, keep My commandments."*

(James 1:22) "*But be doers of the word, and not hearers only, deceiving yourselves.*"

Abram obeyed God's commands and was blessed.
Read the following verses and answer the questions.

God's Command	How will you obey? What will you do?
Read Exodus 20:12 **What is the command?** *Honor your father and your mother.*	**How will you obey? What is God's promise?** *Do what your parents ask. Listen to them. Don't complain.* *Promise: You will live long.*
Read Matthew 7:12 **What is the command?** *Do to others what you would have them do to you.*	*Answers may vary.* *Never take revenge on others. Think of Jesus' love.* *Ask yourself, "What would Jesus do?"*
Read Matthew 5:16 **What is the command?** *Let your light shine and show others your good deeds.*	*Let others know you are Christian. Show how you are different.*

E2 Year 1 Book 2 Lesson 5—Abram: Faithful, Loving, and Obedient

Homework Assignment

Name: _____ **Parent signature:** _____ **Date:** _____

Weekly Bible Reading: _____

Bible Reading: Check each box when you complete that day's reading.

Prayer: Check each box after you pray to God that day.

	Sun	Mon	Tue	Wed	Thu	Fri	Sat
Read							
Pray							

What I Learned from the Bible This Week

1. _____

_____

_____

2. _____

_____

_____

Memory Verse

Please write down this week's memory verse. **(Genesis 15:6)**

_____

Fill In the Blank

1. God continued with a promise to Abram: "I will make you into a great nation and I will _____ you."
2. God appeared to Abram later and gave another promise, "To your offspring I will give this _____."
3. Abram went down to Egypt to live there for a while because there was a _____ in the land.

True or False

4. Sarai is Abram's sister. _____
5. Abram and Lot decided to separate because the land could no longer support both their families and animals. _____
6. Abram took 1,318 men to rescue Lot. _____

Short Answer

7. Briefly describe what happened to Abram and Sarai while they were in Egypt.

8. Did Abram accept the king of Sodom's offer after he brought Lot back? Why?

9. What did God credit to Abram when he believed the Lord?

Lesson 6



Abraham Receives Three Visitors

Objectives

1. To understand that our God is an almighty, omnipotent God.
2. To understand that nothing is impossible for God.
3. To learn how to show hospitality at home or at church.

Memory Verse

"Distributing to the needs of the saints, given to hospitality."

(Romans 12:13)

Prayer

1. Thank God for gathering us here so that we can worship and learn more about His words.
2. Nothing is impossible with God. May He help us when we need Him.
3. Lord, please help us learn how to show hospitality and kindness, both at home and at church.
4. May God help us focus on this lesson and apply its teachings to our lives.

Overview

1. The Covenant of Circumcision
- God gives Sarai and Abram new names
- God promises that Sarah will have a son

2. Abraham receives three visitors
- Abraham pleads with the visitors to stay
- Abraham prepares a big feast
- Abram serves and waits on his guests
- The Lord speaks concerning Sarah and Sarah laughs
- Abram sends the guests off

3. Linking to the Ten Basic Beliefs—One true God: Our God is the true and living God. He is almighty.

4. Life Application
- Our Mighty God
- Showing Hospitality

5. Activity—Act It Out

Background Knowledge for Teachers

Abraham received three complete strangers—this is something that people today would hesitate to do. Since we were young, we have been taught to stay away from strangers and not to talk to strangers. We only welcome people that we know into our homes. What Abraham did, however, was both common and necessary at that time. There were no hotels to spend a night in or restaurants to dine in like we have today.

Travelers in the OT times usually brought their own provisions and slept wherever they could if no one lived in the area (Gen 28:11). However, if people lived in the land, they might invite the travelers to spend the night and have a meal (Gen 19:1-3; Ex 2:20; Judg 19:14-21; 2 Kgs 4:8). Second, although Abraham was a wealthy chief of his tribe, he called himself a servant and treated his guests as masters. He bowed down to the ground and carried water to them to wash their feet. People wore sandals, and the sand and dust in the desert often made their feet very dirty when they traveled.

InbBiblical times, it was customary to address oneself as a servant and honor the one to whom they were speaking as his or her master, especially when the person was older or of a higher position than they. Although we do not address each other in this specific manner (especially in Western cultures), we should continue the same spirit of servitude. Jesus presented the best example when He washed His disciples' feet and commanded them to serve one another. If our Lord Jesus, the God Almighty, came to serve, how much more should we humbly offer ourselves as servants to one another?

Reaching Out to Your Students

Your students are at an age where they are self-conscious. While some are very extroverted and sociable, many are very shy and withdrawn. They may have the heart to serve others, but may feel that their efforts can't really amount to much because of their age. Teach your students that their efforts are very important and appreciated. Allow them time to overcome their shyness in serving others. Provide class sessions on manners and service to others. Make it a group effort to sponsor a fellowship in which the students make it a point to serve older and younger members. Through practice and experience, the shyness will gradually diminish. Finally, remind them of Paul's message to the young Timothy (1 Tim 4:12): "Let no one despise your youth, but be an example to the believers in word, in conduct, in love, in spirit, in faith, in purity."

Opener

5 Minutes

A Memorable Visit

Have your students close their eyes and think for one minute about the following questions:

"Besides your own home, where do you feel most welcome? Why?"

Then, have the students open their eyes and share their best experiences of being a guest at someone's home. We all enjoy being welcomed and treated nicely when we visit others. It is easy to be a guest. However, are we good hosts to our guests? Let's learn from Abraham.

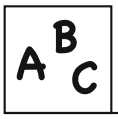

Vocabulary

hospitality: friendly and generous reception and care toward guests or strangers
covenant: God's promise and an agreement between God and man

Homework Answer Key

Fill In the Blank
1. nations
2. Three, the Lord
3. water, feet

True or False
4. False; she laughed because she did not believe
5. True
6. True

Short Answer
7. Abraham brought water for their feet, made bread for them, prepared a tender calf, and brought them butter and milk.
8. The Bible teaches us that we are all one family of brothers and sisters. We can show God's love by welcoming others. Then, we will be blessed.
9. The things that are impossible with men are possible with God (Lk 18:27).

Bible Discovery & Spiritual Teaching

30-35 Minutes

For Teachers

Hand out the Bible Discovery worksheet and tell the students that we will be filling it out as we go through this lesson. The answers have been underlined.

Let's open our Bibles to **Genesis 17**.

The Covenant of Circumcision

When Abram was ninety-nine years old, the Lord appeared to him and said, "I am Almighty God; walk before Me and be blameless. And I will make My covenant between Me and you, and will multiply you exceedingly."

Abram then fell facedown, and God made a covenant with Abram: "You shall be a father of many nations."

[Explain "covenant." It's a promise from God and an agreement between God and man. Ask: Think of some of God's promises to us. For example, the promise of the Holy Spirit, God's promise not to flood the world, God promises that we will live long if we honor our parents, etc. What was God's covenant in this story? Tell students to fill out the covenant questions in the worksheet.]

"No longer shall your name be called Abram, but your name shall be Abraham; for I have made you a father of many nations. I will make you exceedingly fruitful; and I will make nations of you, and kings shall come from you. And I will establish My covenant between Me and you and your descendants after you in their generations, for an everlasting covenant, to be God to you and your descendants after you. Also I give to you and your descendants after you the land in which you are a stranger, all the land of Canaan, as an everlasting possession; and I will be their God."

Then God said to Abraham, "As for you, you shall keep My covenant, you and your descendants after you throughout their generations. This is My covenant which you shall keep, between Me and you and your descendants after you: Every male child among you shall be circumcised; and you shall be circumcised in the flesh of your foreskins, and it shall be a sign of the covenant between Me and you. He who is eight days old among you shall be circumcised, every male child in your generations, he who is born in your house or bought with money from any foreigner who is not your descendant."

God continued, "My covenant is to be an everlasting covenant. Any uncircumcised male, who has not been circumcised in the flesh, will be cut off from his people; he has broken My covenant."

God also said to Abraham, "As for Sarai your wife, you are no longer to call her Sarai; her name will be Sarah. I will bless her and will surely give you a son by her. I will bless her so that she will be the mother of nations; kings of peoples will come from her."

Abraham fell facedown and laughed. He said to himself, "Will a son be born to a man a hundred years old? Will Sarah bear a child at the age of ninety?"

Students, do you think this could be possible today?

Then God said, "Yes, your wife Sarah will bear you a son, and you will call him Isaac. I will establish My covenant with him as an everlasting covenant for his descendants after him.

On that very day, Abraham took his other son Ishmael and all those born in his household or bought with his money, every male in his household, and circumcised them, as God told him. Let's continue on to Genesis 18.

The Three Visitors

While Abraham was sitting at the entrance to his tent in the heat of the day, he looked up and saw three men standing nearby. When he saw them, he hurried over to meet them and bowed low to the ground.

He said, "If I have found favor in Your eyes, my Lord, do not pass Your servant by. Let a little water be brought, and then you may all wash your feet and rest under this tree. Let me get you something to eat, so you can be refreshed and then go on your way—now that you have come to your servant."

"Very well," they answered, "do as you say."

So Abraham hurried into the tent to Sarah. "Quick," he said, "get some of the finest flour and knead it and bake some bread."

Then he ran to the herd and selected a choice, tender calf and gave it to a servant, who hurried to prepare it. He then brought some butter and milk and the calf that had been prepared, and set these before them. While they ate, he stood near them under a tree.

"Where is your wife Sarah?" they asked him.

"There, in the tent," he said.

Then He said, "I will return to you about this time next year, and Sarah your wife will have a son."

Now Sarah was listening at the entrance to the tent, which was behind him. Abraham and Sarah were already very old, and Sarah was past the age of childbearing. So Sarah laughed to herself as she thought, "After I am worn out and my lord is old, will I now have this pleasure?"

Then the Lord said to Abraham, "Why did Sarah laugh? Is anything too hard for the Lord? I will return to you at the appointed time next year, and Sarah will have a son."

Students, did you notice that one of the visitors was the Lord? Yes, one of the visitors was God!

As a matter of fact, the other two visitors were angels. Hebrews 13:2 tells us, "Do not forget to entertain strangers, for by so doing some have unwittingly entertained angels."

Sarah was afraid, so she lied and said, "I did not laugh."

But He said, "Yes, you did laugh."

When the visitors rose to leave, they looked down toward Sodom, and Abraham walked along with them to see them on their way.

Conclusion

From today's lesson, we know that nothing is impossible for God. If God says that Sarah was to have a son, even in her old age, then it would be possible. To her and to humans, it may have sounded impossible, but with God, all things are possible.

Abraham showed a lot of hospitality toward complete strangers. We must learn to be friendly and generous to our guests and church visitors. But why is it important for us to practice hospitality?

First, the Bible teaches us to do this. Because we belong to the family of God, it is natural that we should take good care of our brothers and sisters in Christ. Being hospitable to one another is only one of the many ways to show our love for one another as Jesus commanded (Mt 22:39). Being hospitable is also a way to prove our discipleship (Jn 13:35).

Second, we can show God's love to unbelievers through our hospitality. When we receive guests who do not believe in God with love, we show the unconditional love God has for all people. By doing so, we follow Jesus' command of loving others as ourselves.

Lastly, when we receive our guests with love as Abraham did, God will bless us for our good deeds. In Matthew 25, Jesus speaks of a parable in which the believers are separated like sheep and goats, to the right and left of the King on judgment day. The sheep on the right side of the King are those who helped their brothers and sisters. They will receive the inheritance prepared for them in the kingdom of God. However, the King rebukes the goats on His left because they did not take care of those who were in need. The King sends them to suffer in the eternal fire.



Linking to the Ten Basic Beliefs

2-5 Minutes

One True God

Our God is almighty, and He is the true and living God. Nothing is too hard for Him. If He says that He will do something, even if it sounds impossible to us, He will do it. We need to keep this in mind when we need God's help and when we pray. He listens to our prayers, because He is a living God, not a lifeless idol. Always remember Luke 18:27, "But He said, 'The things which are impossible with men are possible with God.'"

Check for Understanding

5 Minutes

1. **List the things Abraham did for the visitors.** Brought water for their feet; made bread for them; prepared a tender calf; brought them butter and milk.
2. **One of the visitors was _____** (the Lord).
3. **One of the visitors mentioned something about Sarah. What was it and how did Sarah react?** He said that Sarah would have a son in a year's time. Sarah laughed to herself, because she did not believe Him.
4. **Because Sarah didn't believe, what did the visitor ask?** "Is anything too hard for the Lord?"

Life Application

10 Minutes

[Hand out the Life Application worksheets to the students. Give the students time to complete them, then ask the students to share their answers with the class.]

1. Our Mighty God

Verse	Miracle
Matthew 14:13-21	*(Jesus feeds the 5,000)*
John 2:1-11	*(Jesus changes water to wine)*
Matthew 14:22-33	*(Jesus walks on water)*

2. Showing Hospitality

How should you show your care… ...before class or during lunch time? *(Introduce yourself. Help him get food and water/drinks. Show him around church. Introduce him to other children or classmates.)* ...during class? *(Make sure he has a Bible and hymnbook. Show him the classroom.)* ...after class? *(Ask him if he has any questions. Let him know he's welcome to come again.)*	When the guests arrive, what are some things you should do to show hospitality and care? *(Welcome them and introduce yourself. Offer to take their coats. Offer snacks and drinks. Show them where the restroom is. Show them where to sit and relax.)* The guests need to stay overnight in your house, but you don't have any guest rooms left. What should you do? *(Clean your room and offer your room for them to stay in. Help them with settling in and help provide anything they may need, such as towels, drinking water, etc.)*

Activity

Act It Out

10-15 Minutes

Objective: To reinforce the hospitality of Abraham by acting out today's story.

Instructions

1. Give students a copy of the included script.
2. Assign the characters below to students.
3. (Optional) You can also record this on video and show them right after, if time allows, or show it some other time. If you know how to edit the video, you can cut out any blooper sections.

Cast

- Narrator
- Abraham
- Sarah
- Visitor 1 (Lord)
- Visitor 2
- Visitor 3
- Servant
- Any remaining students can act as "extras/background actors" or you can assign additional characters at your discretion

Props

- Water basin (does not have to be filled with water)
- Plates, three
- Table
- Towel
- Cups, three
- Chairs, four

(INT. = Interior, inside/indoors)
(EXT. = Exterior, outside/outdoors)

Title: Three

FADE IN:

EXT. OUTSIDE ABRAHAM'S TENT

NARRATOR

It's a hot and sunny day. Abraham is leaning against the doorway of his tent. Suddenly, he sees three men standing across the street. He hurries over to meet them and bows low to the ground in front of them.

ABRAHAM

If I have found favor in Your eyes, my Lord, do not pass Your servant by. Let a little water be brought, and then you may all wash your feet and rest under this tree. Let me get you something to eat, so you can be refreshed and then go on your way."

VISITOR 1

Sure, we will stay.

NARRATOR

Abraham hurries into the tent to Sarah.

INT. INSIDE ABRAHAM'S TENT – Sarah is inside.

ABRAHAM

Quick, Sarah get some of the finest flour and bake some bread.

SARAH

Sure, I will get started on that right now.

NARRATOR

Abraham runs off to his herd.

EXT. ABRAHAM'S HERD OF ANIMALS

NARRATOR

Abraham selects the best, tender calf and gives it to his servant.

ABRAHAM

Here, please roast this for our guests.

SERVANT

Yes, Abraham. Right away.

EXT. OUTSIDE ABRAHAM'S TENT - The visitors are seated at the table.

NARRATOR
After everything is prepared, Abraham brings the food, along with some butter and milk, to the visitors. While they eat, he stands near them under a tree.

VISITOR 2
Where is your wife Sarah?

VISITOR 3
Yes, we have something to tell her.

ABRAHAM
Oh, she's there inside in the tent.

VISITOR 1
I wanted to bring you some good news. I will return again, about this time next year, and Sarah your wife will have a son.

NARRATOR
Sarah is listening at the entrance to the tent. Abraham and Sarah are already very old, and Sarah is past the age of childbearing. So Sarah laughs to herself as she thinks:

SARAH
(laughing/giggling)
Both Abraham and I are already very old. How could I have a son now?

VISITOR 1
Why did Sarah laugh? Is anything too hard for the Lord? I will return to you at the appointed time next year, and Sarah will have a son.

SARAH
(scared)
No, I didn't laugh.

VISITOR 1
But you did laugh!

VISITOR 3
Well, we have to get going now. Thank you for your hospitality. The food was wonderful.

NARRATOR
The visitors get up to leave. They thank Abraham again.
Abraham walks along with them to see them on their way.

The end.

FADE OUT.

The Three Visitors

Instructions: Listen carefully to the lesson and fill in the blanks.

1. God established a covenant with Abraham, telling him that he will be a father of many _____.

2. What is a covenant?

3. What are some covenants and promises God has given us today?

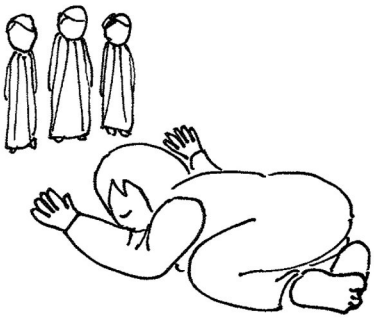

4. God also promised to bless Sarah with a _____.

5. When Abraham saw the three visitors, what did he do first?

6. How did Abraham serve these three visitors? You can list them out.

7. When the visitors told Abraham that Sarah would have a _____, Sarah heard it and _____.

8. Then the Lord said to Abraham, "Why did Sarah laugh? Is anything too _____ for the Lord?

Nothing is impossible for God.

Our Mighty God

Objective: To understand that our God is almighty and omnipotent, and that nothing is impossible for Him.

Instructions: Read the following story and answer the questions below.



Julia woke up one Sunday morning to get an early start on finishing her science project that was due the next day. But as she was gathering her project materials, she could not find this small plastic container of a special soil sample that her partner handed her on Friday in school. This was the part her partner had worked on during the last two weeks.

She couldn't finish the project without this and there was absolutely no time to gather more soil samples. She looked everywhere—in every room in her house, underneath couches, tables, and beds; she even searched in the car, too. Nothing.

Julia's mom saw her running around looking very worried and upset. "What's wrong, Julia?" her mom asked. "I can't find my soil sample," Julia replied with a worried tone. "And I've been looking everywhere. This is the last part of the project and I can't finish without it. It's due tomorrow!"



Julia's mom told her, "Well, you know, there's one more thing we can do. We can kneel down and pray." So Julia and her mom knelt down to pray.

Several hours later, that afternoon, Julia's dad was vacuuming the car when suddenly the vacuum suction tube got stuck on some kind of bottle. It wasn't small enough to go into the vacuum, so her dad had to shut off the vacuum to see what it was. It was the soil sample Julia had been looking for! Her dad went into the house to ask about what this was. Julia ran out and shouted, "I was looking for this! Thanks, Dad. And, of course, thank God, too!" Her mom then said, "Nothing is impossible for God. You believed in Him, and He helped you when you needed it."

Jesus performed many miracles and miracles are always a sign that "the things which are impossible with men are possible with God" (Luke 18:27).

Read the following verses and summarize the miracles they record.

Verse	Miracle
Matthew 14:13-21	
John 2:1-11	
Matthew 14:22-33	

Showing Hospitality

Objective: To learn how to show hospitality at home or church.

Instructions: Read each short scenario and then describe how you would show hospitality.

Story	Questions
Matt and his family are new truthseekers who are visiting TJC for the first time. His family has been searching for a true church for a long time and they finally found out about TJC. They decide to visit. He doesn't know anyone yet so he's very uneasy. You notice him. How should you show your care?	How should you show your care… ...during lunch time? ...during class? ...after class?
You and your family have decided to invite a visiting pastor and his family over for dinner on Friday night before service. When they arrive, your parents are still busy with preparing the meal and setting things up. They ask you and your brother to help out. They also mention that it's possible that the pastor's family will need to spend the night in your house. How should you help out and show hospitality?	When the guests arrive, what are some things you should do to show hospitality and care? The guests need to stay overnight in your house, but you don't have any guest rooms left. What should you do?

E2 Year 1 Book 2 Lesson 6—Abraham Receives Three Visitors

Homework Assignment

Name: _____ **Parent signature:** _____ **Date:** _____

Weekly Bible Reading: _____

Bible Reading: Check each box when you complete that day's reading.

Prayer: Check each box after you pray to God that day.

	Sun	Mon	Tue	Wed	Thu	Fri	Sat
Read							
Pray							

What I Learned from the Bible This Week

1. _____

_____

_____

2. _____

_____

_____

Memory Verse

Please write down this week's memory verse. **(Romans 12:13)**

_____

Fill In the Blank

1. God promises Abraham that he will be a father of many _____.
2. _____ strangers came by Abraham's place, and one of them was _____.
3. Abraham pleaded with the three strangers to stay. He brought _____ to wash their _____.

True or False

4. Sarah immediately believed the Lord when He said that she was to have a son in a year. _____
5. The very first thing Abraham did in front of the visitors was bow low to the ground. _____
6. Sarah was afraid, so she lied and said she did not laugh. _____

Short Answer

7. List the things Abraham did for the visitors.

8. Why is it important for us to practice hospitality?

9. What can we learn about God in this lesson?

Lesson 7



Sodom and Gomorrah

Objectives

1. To understand that our God is a merciful and righteous God.
2. To understand that Abraham prayed for the sinful Sodom.
3. To learn how to escape from sins.

Memory Verse

"You shall not follow a crowd to do evil; nor shall you testify in a dispute so as to turn aside after many to pervert justice."

(Exodus 23:2)

Prayer

1. Thank God for gathering us here so that we can worship and learn more about His words.
2. May God help us understand that He is a holy and jealous God.
3. Lord, please forgive us of the sins we know we committed and of the sins we don't know we committed.
4. Lord, please also help us flee from sin.
5. May God help us focus on this lesson and apply its teachings to our lives.

Overview

1. The Lord's conversation with Abraham
- The Lord reveals His plan
- Abraham pleads for Sodom
- The Lord agrees to Abraham's request

2. The salvation of Lot's family
- Lot invites the two angels to his house
- The wickedness of Sodom's people
- Lot hesitates in leaving
- The angels save Lot's family
- Lot's wife turns into a pillar of salt

3. The destruction of Sodom and Gomorrah

4. Linking to the Ten Basic Beliefs—One true God: Our God is a jealous God. We must obey and worship Him only.

5. Life Application
- Against the Tide: Understand what it is to love others, to obey God's command, and to think about what would Jesus do in situations.
- Escape!: Understand when to escape from sin and the consequences of sin.
- A World of Sin: Understand that sin is everywhere, but we can pray for this world as Abraham did for Sodom.

6. Activity—In the World, but Not of the World

Background Knowledge for Teachers

No one seems to be able to find the exact location of Sodom and Gomorrah. Most people believe that the ruins of these two cities lie under the salty waters at the south end of the Dead Sea. One theory suggests that an earthquake caused Sodom and Gomorrah to sink below the water level.

Reaching Out to Your Students

Peer pressure can be a very influential force in your students' lives. Your students may sometimes resent the restrictions placed on them because they may feel so different from their peers when they are not doing the same things they do. A common argument in a Christian home may be: "All my friends are doing it, why can't I?" What your students need to understand is the fact that when something is wrong, it's wrong, no matter how many people are doing it. This is why some parents ask the more popular question, "If your friend jumped off a bridge, would you jump off, too?" Likewise, if a group of kids starts throwing stones through windows in a neighborhood, would it be okay to follow along just because they're all doing it? It would be wrong regardless of whether one child is doing it or every single person in school is doing it. Many kids swear, cheat, lie, steal, disobey their parents, and so much more. Your students need to understand that they should do what is right, even when others do not. This is what God wants of His children. Help them understand this by sharing a paraphrased version of Ephesians 4:17-19 with them.

Opener

5 Minutes

In this lesson, the students will learn that is important not to follow the ways of the world.

To get them ready, ask your students if they have ever been in a situation where they did something wrong just because everyone else was doing it. Some examples could be playing games at church, not picking up their own trash, being mean to others at school, etc. If the students have not been in situations like that, ask them to think of situations where they might be tempted to follow the world (e.g., when their friends have something they want or when their friend has a party on Saturday and they want to go). Remind them that it is harmful to our faith to follow the world, and that today, they will see what happened to the sinful people of Sodom and Gomorrah.

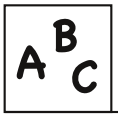

Vocabulary

sulfur: a mineral or kind of rock that can catch on fire

Homework Answer Key

Fill In the Blank
1. fifty
2. ten
3. stay at his house for the night

True or False
4. False; the angels made them blind
5. True
6. False; she turned into a pillar of salt because she did not listen to the angels and turned back

Short Answer
7. Do not look back or stop anywhere.
8. He sent down burning sulfur to burn the two cities and the entire plain.
9. We should pray for our people and run from our sins.

Bible Discovery & Spiritual Teaching

30-35 Minutes

FOR TEACHERS

Hand out the Bible Discovery worksheet and tell the students that we will be filling it out as we go through this lesson.

Students, remember in our last lesson, the three visitors with Abraham went toward a city named Sodom.

Abraham Pleads for Sodom
Our story today begins in **Genesis 18:20**.

God had something to say to Abraham about Sodom. He said, "The outcry against Sodom and Gomorrah is so great and their sin so severe and serious that I will go down and find out how bad things really are."

Abraham stood before the Lord and he said to Him: "Will you sweep away the righteous with the wicked? What if there are fifty righteous people in the city? Will You really sweep it away and not spare the place for the sake of the fifty righteous people in it? You would never do such a thing and kill the righteous with the wicked, treating the righteous and the wicked all the same, right? Far be it from You! Will not the Judge of all the earth do right?"

50, 45, 40, 30, 20, 10
The Lord said, "If I find fifty righteous people in the city of Sodom, I will spare the whole place for their sake."

Then Abraham replied, "May I be so bold as to speak to the Lord, though I am nothing but dust and ashes, what if the number of the righteous is forty-five? Will You destroy the whole city?"

"If I find forty-five there," He said, "I will not destroy it."

Once again Abraham said, "What if only forty are found there?"

God said, "For the sake of forty, I will not do it."

Then Abraham replied yet again, "May the Lord not be angry, but let me speak. What if only thirty can be found there?"

He answered, "I will not do it if I find thirty there."

Abraham said, "Now that I have been so bold as to speak to the Lord, what if only twenty can be found there?"

He said, "For the sake of twenty, I will not destroy it."

Then he said, "May the Lord not be angry, but let me speak just once more. What if only ten can be found there?"

God answered, "For the sake of ten, I will not destroy it."

When the Lord had finished speaking with Abraham, He left, and Abraham returned home. In total, Abraham plead for Sodom <u>six</u> times.

What Abraham had just done and the effort he put in tells us something about his character and the kind of person he was:

1. **Love:** Abraham had compassion for Lot and the people in Sodom, even though the people there were wicked and deserved to be punished.
2. **Humility:** Abraham demonstrated humility in his tone and word choice while speaking with the Lord. He spoke as if he was only a lowly servant trying not to anger his master.
3. **Patience:** Both Abraham and the Lord had much patience for each other during that entire time.
4. **Knowledge of the Lord's heart:** Although humble in his attitude, Abraham still spoke rather boldly or with courage to the Lord in Genesis 18:23-25. Abraham's courage came from his deep understanding of God's mercy and justice, as he pointed out in verse 25.

Sodom and Gomorrah Destroyed
The two angels arrived at Sodom in the evening, and Lot was sitting in the gateway of the city. When he saw them, he got up to meet them and bowed down with his face to the ground. "My lords," he said, "please turn aside to your servant's house. You can wash your feet and spend the night and then go on your way early in the morning."

"No," they answered, "we will spend the night in the square."

But Lot insisted so strongly that the angels, who looked like ordinary men, went with him and entered his house. He prepared a meal for them, baking bread without yeast, and they ate. Before they had gone to bed, all the men from every part of the city of Sodom—both young and old—surrounded Lot's house. They called to Lot, "Where are the men who came to you tonight? Bring them out to us so that we can sleep with them."

Lot went outside to meet them and shut the door behind him and said, "No, my friends. Don't do this wicked thing. Look, I have two daughters who have never slept with a man. Let me bring them out to you, and you can do what you like with them. But don't do anything to these men, for they have come under the protection of my roof."

You may be wondering, why would Lot offer his daughters instead? Lot's decision to do this was wrong. It wasn't better nor was it right. But we must first understand that Lot was under a lot of pressure from the people's threats. There weren't just a few people pressuring Lot; the group consisted of men of all ages from all parts of Sodom. You

could say that Lot was fighting the whole city on this.

"Get out of our way," the crowd yelled to Lot, "This fellow came here as a foreigner, and now he wants to play the judge! We'll treat you worse than them." Now, not only were the visitors in danger, but also Lot, who was not originally from the city.

God's Miraculous Rescue

But just then, the men inside reached out and pulled Lot back into the house and shut the door. Then they struck the men who were at the door of the house, young and old, with blindness so that they could not find the door.

The two men said to Lot, "Do you have anyone else here—sons-in-law, sons or daughters, or anyone else in the city who belongs to you? Get them out of here, because we are going to destroy this place. The outcry to the Lord against its people is so great that He has sent us to destroy it."

So Lot went out and spoke to his sons-in-law, who had married his daughters. He said, "Hurry and get out of this place, because the Lord is about to destroy the city!" But his sons-in-law thought he was joking.

Lot Is Commanded to Leave

With the coming of dawn, the angels urged Lot, saying, "Hurry! Take your wife and your two daughters who are here, or you will be destroyed when the city is punished."

When he hesitated, the men grasped his hand and the hands of his wife and two daughters and led them safely out of the city, for the Lord was merciful to them. As soon as they had brought them out, one of them said, "Run for your lives! Don't look back, and don't stop anywhere! Flee to the mountains or you will be swept away!"

But Lot said to them, "No, my lords, please! Your servant has found favor in your eyes, and you have shown great kindness to me in sparing my life. But I can't flee to the mountains; this disaster will overtake me, and I'll die. Look, here is a town near enough to run to, and it is small. Let me flee to it."

The angel said to him, "Very well, I will grant this request too; I will not overthrow the town you speak of. But flee there quickly, because I cannot do anything until you reach it." The town was called Zoar, which means "small."

By the time Lot reached Zoar, the sun had risen over the land. Then God rained down burning sulfur on Sodom and Gomorrah from the sky. This destroyed all the people in the cities and even the plants in the land. But Lot's wife looked back during this, and she became a pillar of salt.

Early the next morning, Abraham got up and returned to the place where he had stood before the Lord. He looked down toward Sodom and Gomorrah, toward all the land of the plain, and he saw dense smoke rising from the land, like smoke from a furnace.

So when God destroyed the cities, He remembered Abraham, and He brought Lot out of the danger and destruction.



Linking to the Ten Basic Beliefs

2-5 Minutes

One True God

Our God is a jealous God. This means that He wants us to love, serve, obey, and worship Him only. He is also all-knowing, so He knows whenever we disobey Him. He will punish us if we disobey His commands. The wickedness of Sodom and Gomorrah was so great that God destroyed them.

Check for Understanding

5 Minutes

1. **How many times did Abraham plead for Sodom? How did he plead for the city?** Six times. Abraham asked that God refrain from destroying the city if it had 50, then 45, then 40, then 30, then 20, and finally 10 righteous people.
2. **The men of Sodom tried to break down the door and take the two angels by force. But what did the angels do to them?** They made them blind.
3. **What special warning did the two angels give to Lot's family as they fled from Sodom?** Do not look back or stop anywhere.
4. **How did the Lord destroy Sodom and Gomorrah?** He sent down burning sulfur to burn the two cities and the entire surrounding plains.
5. **Who disobeyed the instructions of the angels while running away? What happened to this person?** Lot's wife disobeyed and looked back at the city, so she turned into a pillar of salt.

Life Application

10 Minutes

[Hand out the Life Application worksheets to the students, and give them time to complete each one. Guide them as they are completing the worksheets by reading together with them, or checking on their progress periodically.]

1. Against the Tide

1. Why did Kevin feel confused? *He wants to do the right thing and not get the iPod. However, if he doesn't get it, he will continue to be left out, and have few friends. But at the same time, he knows that if he gets one, it may be harmful to himself because he'll continue to want more materialistic things, and his friendship with Patrick will be hurt.*
2. What advice would you give to Kevin? *Don't worry about these things. These worldly objects don't last forever. Soon, the iPod will phase out, and something else will come out that will seem to be the thing that everyone has to get.*
3. What do you think Jesus would do? *Jesus would not focus on such worldly things or value these kinds of possessions. They can distract us at church, at home, and at school.*

2. Escape!

1A. What are the school consequences? Which commandment would you be breaking? (Read Ex 20:16.) *School consequences may vary. But cheating is lying and breaks the ninth commandment of God.*
1B. What can you do instead? What do you tell your friends? *Instead of planning to cheat, spend that time to do some last minute studying and do your best.*

2A. What are the consequences? Which commandment would you be breaking? (Read Ex 20:15.) *It's a crime. You could get caught and get into a lot of trouble. Your parents/guardians may find out. Stealing breaks the eighth commandment of God.*
2B. What can you do instead? *Instead of stealing the candy, ask your mom if you can buy any other snacks. You should remember that she won't let you eat the candy for your own good.*

3. A World of Sin

God is sorrowful when people commit sin. However, there are things we can do about it. We need to pray for this sinful world, just as Abraham prayed for the sinful Sodom. Cornelius' prayers and good deeds reached God.

Activity

In the World, but Not of the World

10-15 Minutes

Objective: To help the students practice upholding God's commands in a world that believes differently.

Instructions

1. Ask the students to come up with ideas or things that are "in" or that are popular or trendy among their friends, and write them on the board. (See samples below if they are not able to come up with anything.)
2. Divide the class into groups of three or four.
3. Assign one of the items listed on the board to each group.
4. Each group is to act out a situation where one member is faced with two decisions: follow the trends of the world or obey the commandments of God. Ask each main character to voice aloud the decision process.
5. Rehearse.
6. Present.

Sample Ideas

- Having the new and latest electronics (mobile and gaming devices, video game software, etc.)
- Wearing the latest fashion or latest trend in clothing
- Always getting the latest music
- Downloading movies
- Swearing

Sodom and Gomorrah: A Sequence of Events

1 How many times did Abraham plead for the city of Sodom?

_____ times

2 Men from all over the city were after the angels that were in Lot's home. How did the angels make these men stop?

3 After the angels said the city would be destroyed, what were the angel's instructions for fleeing the city?

"Run for your lives! Don't _____

_____

_____."



4 Lot could not keep up with all the running. Which city did Lot end up fleeing to?

_____

What does the city's name mean?

_____

5 After the sun had risen the next day, God rained burning sulfur on Sodom and Gomorrah. What happened to Lot's wife?

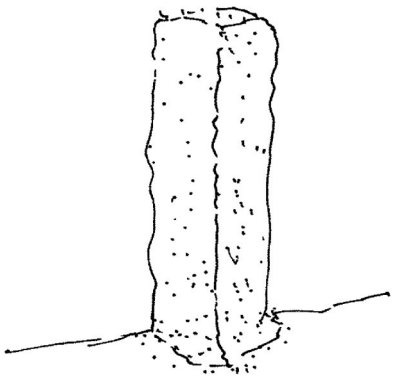

Against the Tide

Objective: To understand what it means to love others and obey God's command, and to think about what would Jesus do in situations.

Instructions: Read the story below and answers the following the questions.

"What's the big deal about an iPod!" Kevin said to himself as he walked by a group of boys making exclamations on how cool Brian's iPod was. Brian always seemed to have a lot of friends around him during recess. But Kevin did not think it was important to be popular in school, as long as he had his friends. Kevin enjoyed being with Patrick, Daniel, and Paul. They always had lunch together.

Next Monday, Kevin found out that two of his friends also got iPods over the weekend. The two of them flashed their iPods to everybody they knew. Suddenly, crowds began to gather and swarm around Daniel and Paul. Patrick and Kevin did not even have a chance to talk to them at all that day. For the first time, Kevin and Patrick had lunch by themselves.

"Show-offs!" Patrick said the next day, "I don't see why Daniel and Paul want all that attention." Kevin agreed with his friend. Kevin had learned at home and at church that he did not have to be like everybody else to feel accepted. He remembered what the Bible said about not imitating the world or loving the things of the world. "At least, we're friends," Patrick told Kevin. At first, it seemed like Patrick was Kevin's best friend because they did everything together. But soon, Kevin felt like all they talked about was Daniel and Paul's iPods. One day, Kevin was at Patrick's house and he accidentally overheard Patrick talking to his mom in the kitchen. Kevin found out that in reality, Patrick wanted to have an iPod, too, but his mom could not afford it. Patrick complained to his mom: "But, I just want my friends to like me. They all have one!"

Kevin quickly walked into the living room. He thought to himself, "Would my friends like me more if I had an iPod?" He pictured himself showing up in school the next day with an iPod in his hand, and feeling like "One of Them."

He would no longer feel different or left out. He imagined how he could be friends with Daniel and Paul again, and maybe even become friends with Brian! He imagined they would be eating lunch together and laughing. But suddenly his imagination took a weird turn. They were laughing at someone he knew. Kevin saw himself laughing at Patrick because he was so "old-fashioned."

Suddenly, Kevin was scared. "How could I be so cruel to Patrick?" Kevin asked himself. "He's my good friend." Now, there were two voices talking in his head. One little voice said: "Be careful, if you get one of these iPod, you will continue to want everything else they have in order to fit in."

The other voice protested: "It's just a little thing. It's not like it's a sin! Who says we can't have an iPod anyway? Some other church kids have it, too." Kevin felt confused. He knew that if he asked his grandparents about getting a iPod, they would definitely buy it for him. But did he really want one?

Questions

1. Why did Kevin feel confused?

2. What advice would you give to Kevin?

3. What do you think Jesus would do?

Escape!

Objective: To understand when to escape from sins and the consequences.

Instructions: Read each scenario and fill in the blank boxes.

During lunchtime at school, your friends are writing some cheat notes on their arms so they can look at them in case of a pop quiz.

They tell you to do it too because you didn't study much last night either.

What do you do?

You write cheat notes.

What are the school consequences? Which commandment would you be breaking? (Read Ex 20:16)

You do not write cheat notes.

What can you do instead? What do you tell your friends?

When your mom takes you to the supermarket to shop, you always see this candy that you really like. However, your mom won't let you eat that candy, because it will cause cavities. You remember how all of your friends at school bring that candy to eat during snack time. They keep saying how good it tastes and how you should try it, too.

What do you do?

You steal the candy.

What are the consequences? Which commandment would you be breaking? (Read Ex 20:15)

You do not steal the candy.

What can you do instead?

A World of Sin

Objective: To understand that while sin is everywhere, we can pray for this world like Abraham did for Sodom.

Instructions: Read each news summary below and answer the questions that follow.



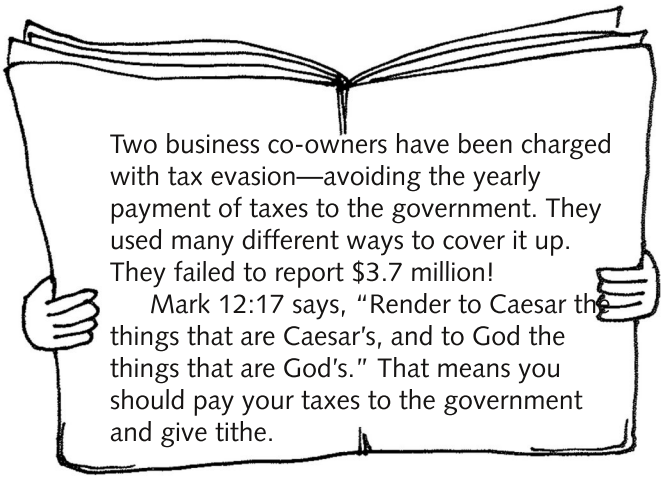

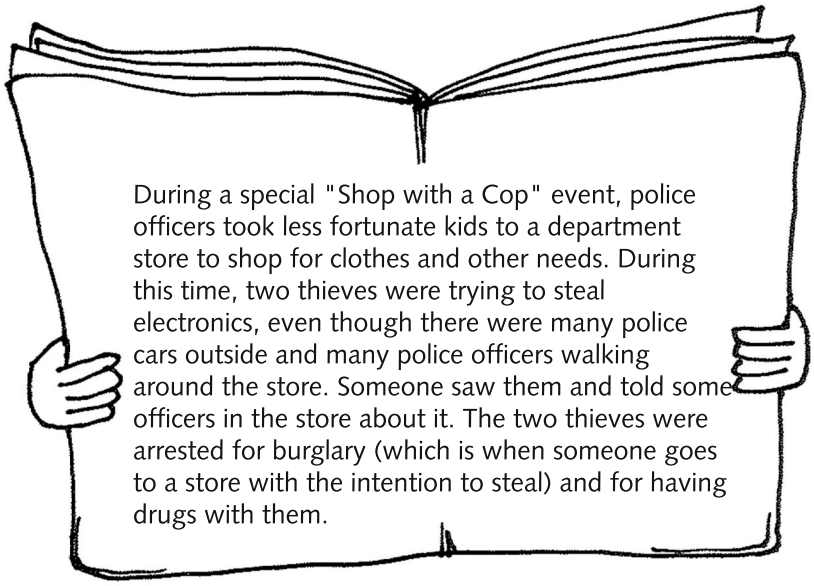

As you can see, there are so many sins in this world. How sorrowful do you think God is when people do these kinds of things?

Can we do anything about these things?

We need to _____ for this sinful world just as Abraham _____ for the sinful Sodom.

Read Acts 10:1-8 – this is a short passage about a man named Cornelius. What can we learn from Cornelius?

E2 Year 1 Book 2 Lesson 7—Sodom and Gomorrah

Homework Assignment

Name: _____ **Parent signature:** _____ **Date:** _____

Weekly Bible Reading: _____

Bible Reading: Check each box when you complete that day's reading.

Prayer: Check each box after you pray to God that day.

	Sun	Mon	Tue	Wed	Thu	Fri	Sat
Read							
Pray							

What I Learned from the Bible This Week

1. _____

_____

_____

2. _____

_____

_____

Memory Verse

Please write down this week's memory verse. **(Exodus 23:2)**

_____

Fill In the Blank

1. Abraham tried to save the city where his nephew lived. He asked the Lord the first time, "Will you not spare the place for the sake of the _____ righteous people in it?"
2. Abraham continued to plead for Sodom. At last, before the Lord left him, Abraham reduced the required number of righteous people to _____.
3. When Lot saw the two angels arrive at the city, he got up to meet them and bowed down, asking them to _____ _____.

True or False

4. The men of Sodom tried to break down the door and take the two angels by force. But the angels made them deaf. _____
5. Lot was afraid that he would not have enough time to reach the mountains, so he asked the angels if he could instead flee to a small town nearby called Zoar. _____
6. Lot's wife turned into a pillar of salt, because she listened to the angels. _____

Short Answer

7. What special warning did the two angels give to Lot's family as they fled from Sodom?

8. How did the Lord destroy Sodom and Gomorrah?

9. What can we learn from Abraham's pleas? What can we learn from Lot's escape? List two teachings.

Lesson 8



Abraham's Sons

Objectives

1. To understand that all things are possible with our God.
2. To believe that we are children of promise.
3. To trust in God's promise of salvation through His church.

Memory Verse

"Therefore know that the Lord your God, He is God, the faithful God who keeps covenant and mercy for a thousand generations with those who love Him and keep His commandments."

(Deuteronomy 7:9)

Prayer

1. Thank God for guiding and protecting us this week so we can come to Him in Spirit and in truth.
2. Praise God for giving us the promise of salvation through water baptism.
3. Ask God for grace and strength to complete our journey of faith and receive His promise at His Second Coming.

Overview

1. The birth of Ishmael
- Sarai gives her servant Hagar to Abram
- Hagar runs away from Sarai and encounters the Angel of the Lord

2. God's covenant of circumcision with Abram
- A new name for Abram—the covenant of circumcision
- A new name for Sarai—the promise of Isaac's birth

3. Linking to the Ten Basic Beliefs—One true God; Second Coming; Water Baptism

4. Life Application
- All Things Are Possible with God
- God's Promises to Me
- Trusting God's Promise of Salvation through His Church

5. Activity—What's in a Name?

Background Knowledge for Teachers

Circumcision is a surgical operation which removes the foreskin (prepuce), a skin covering on the head of a male's penis. Today, most male babies born in the western world undergo this simple operation a few days after birth to promote better hygiene. In biblical times, both the Western Semites and the Hebrews practiced circumcision. However, beginning with Abraham, circumcision became a religious rite which served as a covenant between God and the Jewish people (Gen 17:9-14). This practice later became a source of racial and cultural pride. Hebrews differentiated themselves from other groups by labeling Philistines, and later, Greeks, as "uncircumcised" (Judg 14:3; 15:18; 1 Sam 14:6; 17:26; 2 Sam 1:20; 1 Chr 10:4; Acts 15:1; Gal 5:1-12).

Genesis 17 records the origin and purpose of circumcision as a sign of the covenant between God and His chosen people. Although it cut away a part of the male body, the true meaning and effect of circumcision was not merely limited to the physical. Displeased with the Israelites' rebellion, God called for a circumcision of the heart. He commanded the people to cut away their evil and selfish deeds (Deut 30:6; Jer 4:4; 9:25-26).

In Acts 15:1-29, the council of Jerusalem clarified the issue of circumcision to early Christian believers. Given that many early Christians were originally Jews, Jewish converts thought that Gentile believers also had to be circumcised and observe the laws of Moses as was traditional Jewish practice. After an extensive discussion and with the revelation of the Lord's will, the apostles concluded that they should abolish the practice of circumcision and the observance of Mosaic laws (Phil 3:3; Col 2:11; Rom 2:28-29; Gal 5:6; 6:15).

Reaching Out to Your Students

Your students may not fully understand that God is faithful and wants to be a true, trustworthy friend, father, and benefactor to Christians. They may sometimes view Him as a dictator, writing Him off as a far-off being that does not really understand them or care about them, and that only serves to give them rules and punishments. As a result, some children might learn to obey God out of genuine fear and not out of a trust that God wants what is best for them. Students may find it challenging to view God's commandments as a manifestation of His love for us and His desire for us to receive salvation.

Making the leap of faith and trusting in God's promise of salvation can be best reached by making small jumps or hops in our daily spiritual walk. Encourage students to discover how faithful God can be day today. If they spend time to read God's word, they will receive the promise of God's grace, joy, peace, encouragement, and wisdom. When students take the time to talk to God about their lives in prayer, not only by giving their requests, but by also sharing their hopes and fears, they will personally experience that God is nearby to guide, strengthen, and protect them. By taking these small steps to trust God to be a priority, a close friend, and a key player in their daily lives, students will gain a better grasp of God's faithfulness in bringing about the long-term promise of salvation.

Opener

5 Minutes

Boys and girls, let's take turns listing out a few offers or promises that someone made to you or you made to another person, but which were not kept. It might be something big, such as being offered to go on a summer vacation to Disneyland but ending up stuck at home, or something smaller, such as trying not to say curse words but hearing them come out when you're in a bad mood. How did you feel when that person or you did not follow through with your promise? (Bad, guilty, sad, upset, angry, hurt, etc.) Why do you think people break promises? (Busy, changed their minds, not enough money, not enough ability, lied, don't care, etc.) Now, let's think about some promises that people have kept. Some examples might be Dad or Mom actually attending one of your important school shows or activities, or finally getting that pet you had been hoping for all year. Doesn't it feel wonderful to know that you can trust someone to keep their word? The more people do what they have promised, the more we trust them, and the more we want to be around them, isn't that so? We know that humans are limited, and often, it is difficult to fulfill a promise even if we really want to. God is different. He is a true God, which means He cannot and would not want to go against something He has promised us. Today, we will learn about God's promise of salvation to the Israelites through circumcision. We are very blessed because we can count on this same promise of salvation today when we receive water baptism.

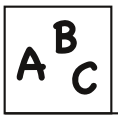

Vocabulary

circumcision: cutting off a part of the skin on a boy's private part as a sign of the covenant between God and His chosen people
covenant: a promise
foreskin: the front part of the skin on a boy's private part, cut off as part of circumcision

Homework Answer Key

1. So that Hagar would bear a child for Sarai and Abram
2. Because Hagar looked down on her mistress once she became pregnant with Abram's child
3. Because Sarai mistreated Hagar
4. The Angel of the Lord
5. To go back to her mistress Sarai and submit to her
6. Ishmael
7. 99
8. circumcision
9. Abraham, father of many
10. Sarah, Isaac

Bible Discovery & Spiritual Teaching

30-35 Minutes

FOR TEACHERS

Hand out Bible Discovery Worksheet #1 and tell the students that we will be filling it out as we go through this lesson.

Sarai gives her servant Hagar to Abram
Abram had been living in the land of Canaan for ten years. During this long period of time, Abram and Sarai could not have any children of their own. Sarai had an Egyptian servant called Hagar. Sarai said to Abram, "I can't have children. Take my servant Hagar and maybe we can have children through her." Abram obeyed Sarai and took Hagar as his second wife. Hagar became pregnant with Abram's child. Once Hagar was pregnant, she started to look down on her mistress Sarai, who could not bear children.

Hagar runs away from Sarai
Sarai was very upset at this difficult situation. Sarai told Abram she was unhappy because Hagar was not being respectful now that she was pregnant. Abram told Sarai she could do anything she wanted to her servant Hagar. Students, what do you think Sarai did next? Sarai started treating Hagar badly. It must have been very sad for Hagar because she was pregnant, her mistress did not like her, and her baby's father did not protect her. Hagar could not take Sarai's mistreatment and ran away into the desert.

Hagar encounters the angel of the Lord
Hagar ran to a spring of water in the desert, close to the road that led to a place called Shur, between Kadesh and Bered. Here, the Angel of the Lord appeared to her. He asked her, "Hagar, Sarai's maid, where have you come from, and where are you going?" She replied, "I am running away from my mistress Sarai." The Angel of the Lord said to her, "Go back to your mistress, and submit to her." Then the Angel of the Lord comforted her by making a promise and giving a prophesy to Hagar saying, "I will multiply your descendants, and they will be too many to count. You will have a son. You will call him Ishmael, because the Lord heard of your pain. He will be a wild man, he will be against others and others will be against him. He will live among his brothers." After the Angel of the Lord spoke, Hagar called him and that place Beer Lahai Roi, which means "You Are the God Who Sees." God had seen her difficulties, and encouraged her with His blessing and promise. Students, we see that even when Hagar was alone and helpless, God remembered her and took care of her. God is a loving father to those in need.

The birth of Ishmael
Hagar returned home and gave birth to Abram's son. They named him Ishmael. Abram was eighty-six years old when Ishmael was born.

A new name for Abram
When Abram was ninety-nine years old, the Lord appeared to Abram and said to him, "I am the Almighty God; walk before Me and be righteous. I will make a covenant (promise) between Me and you. I will multiply your descendants." Abram must have been so amazed that God not only appeared to him, but that He also spoke to him. Imagine if that happened to you, how surprised and joyful would you be? Abram was so touched by God's wonderful promise, he fell on his face. This was a way for Abram to show honor and respect to God for His powerful and generous blessings.

God continued speaking, "My covenant is with you, and you shall be a father of many. You will no longer be called Abram, but your name will be Abraham, for I have made you a father of many. I will make you very fruitful. I will make nations and kings come from you. I will establish My covenant between Me and you and your descendants for many generations. This will be an everlasting covenant, I will be God to you and your descendants after you. I will also give to you and your descendants all the land of Canaan as an everlasting possession and I will be their God." Students, do you know why God changed Abram's name? Abram means "father" and Abraham means "father of many." Abraham's new name had to do with God's wonderful promise. Can we list out what God promised to Abraham so far?

1. **Abraham will become the father of many and have many descendants.**
2. **God will give Abraham and his descendants the land of Canaan.**
3. **God will be the God of Abraham and his descendants.**

For an old man like Abraham, it must have seemed nearly impossible that he would have that many descendants or that he could ever possess the land where he was a stranger for so many years. It was God's power and generosity that would allow these powerful promises to come true for Abraham and his descendants. For these blessings to be fulfilled, Abraham had to have faith in God's promises and obey God's commandments.

The covenant of circumcision
God instructed Abraham to keep His covenant and receive all these wonderful blessings by having the mark of circumcision. God gave Abraham a command, "Every male

child among you will be circumcised on their foreskins, and it shall be a sign of the covenant between Me and you. Every male child who is eight days old will be circumcised, even if they are the children of relatives, or servants, or foreigners. Through circumcision, My covenant will be in your flesh and will be an everlasting covenant. Without circumcision, a male child cannot be part of My covenant."

Boys and girls, circumcision is when the front of the skin on a boy's private part is cut off. Although it may sound painful, God was very wise about teaching Abraham to do it when a boy is eight days old. On the eighth day, there is less bleeding and the wound can heal faster. Also, because the baby is so young, he will not remember the quick pain, and can still enjoy the benefits of having a mark of God's covenant. Abraham had to have faith that by obeying God through circumcision, God would also fulfill His promised blessings to him and his descendants.

Today, after Jesus Christ's sacrifice on the cross, we are God's children by circumcision through water baptism. Water baptism is a mark of God's covenant with us. Water baptism sets us aside as God's chosen people and allows us to receive God's promised blessings.

A new name for Sarai

Then God said to Abraham, "Sarai your wife will also have a new name. You will not call her name Sarai, but Sarah."

The promise of Isaac's birth

God promised Abraham, "I will bless Sarah and also give you a son by her. I will bless her, and she will be a mother of many nations and kings." This must have been shocking news to Abraham. When he heard it, he fell on his face and laughed. In his heart Abraham thought, "I am already a hundred years old, how can I have a child? Sarah is already ninety years old, how will she bear a child?" Abraham thought about his son Ishmael and thought to ask God to bless Hagar's son instead, saying "Oh, that Ishmael might live before You!"

Even though it might have seemed impossible, God had His own plan, and replied, "No, Sarah your wife will bear you a son. You shall call him Isaac. I will establish My everlasting covenant with him and with his descendants. And as for Ishmael, I have heard you and will bless Ishmael. I will make him fruitful, multiply his descendants, give him twelve princes among his descendants, and make him a great nation. But, I will establish My covenant with Isaac, the son Sarah will bear to you by this time next year." Once God finished talking to Abraham, He left.

Because Abraham was a righteous, faithful, and obedient man, he obeyed God's commandment of circumcision as a sign of their covenant. On that same day, Abraham took Ishmael and every male in the household and circumcised them. Abraham was ninety-nine years old and Ishmael was thirteen when they received circumcision. Every single male in Abraham's household became part of God's covenant through circumcision.

For Teachers

Hand out Bible Discovery Worksheet #2. The answers have been underlined below.

Abraham had two sons by two different women. Each of these women and their sons represent two different covenants. Let's read Galatians 4:21-31 and find what makes these two different. [Answers for Sarah have been listed below.]

- *Freewoman*
- *Born according to the Spirit*
- *Heavenly Jerusalem*
- *Freedom*
- *Heirs*
- *Child of promise: Isaac*

1. **How do we become a part of the covenant God made with Abraham and Isaac?**
   We enter the covenant by water baptism, which is a mark of our spiritual circumcision.

2. **What will be the end for those who are not children of the promise?**
   They will be in bondage and cast out.

3. **Aside from receiving water baptism, what might be some ways that we can set ourselves apart as children of the promise?**
   Do not behave or speak in a way that would sadden God.

   If we have made a mistake or sinned, instead of ignoring it or making excuses, we ask God to help us to correct it so we can grow spiritually.

   We show God's love to others by being kind and supportive. We take what we learn in RE class, family service, or our own Bible reading and try to share encouraging verses and testimonies with those in need.

   We look for ways to serve fellow brothers and sisters, even if nobody notices or tells us to do it in the first place.

   We remember to give prayers of thanksgiving whenever we enjoy something good, and ask God for guidance and strength in our times of difficulty.

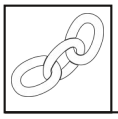

Linking to the Ten Basic Beliefs

2-5 Minutes

One True God
Jesus is the one true God. He is a God who is faithful and worthy of our trust. He made a covenant with Abraham and his descendants. This covenant applies to us today because we are Abraham's spiritual descendants. Jesus will fulfill His promises of blessing and salvation at His Second Coming. We believe that we will receive these promises because once we have undergone water baptism, we bear the sign of our spiritual circumcision and are part of God's covenant.

Water Baptism
After Jesus Christ's sacrifice on the cross, we have become God's children by circumcision through water baptism. Water baptism is a mark of God's covenant with us. Water baptism sets us aside as God's chosen people and allows us to receive God's promised blessings.

Check for Understanding

5 Minutes

1. **What were the names of the two women with whom Abraham had children?** Sarah and Hagar.
2. **How old was Abraham when each of his sons was born?** He was 86 when Ishmael was born and 100 when Isaac was born.
3. **Why did Hagar run away to the desert?** After Hagar had become pregnant, she looked down upon Sarai, so Sarai treated her badly.
4. **What did the Angel of the Lord tell Hagar to do?** He told Hagar to return home and submit to her mistress.
5. **What was the meaning of Abram's new name?** Abraham meant "father of many," referring to the covenant God had made with him and his descendants.
6. **What did God promise Abraham?** God promised him many descendants, the land of Canaan, being his God, and having a son called Isaac through his wife Sarah.
7. **What were God's instructions about circumcision?** Every male child who was eight days old and belonged to Abraham's household had to receive circumcision as a sign of the covenant they had with God.
8. **When God promised Isaac's birth, how did Abraham react and what was God's reply?** Abraham laughed because he and his wife were too old to have children, and He asked that Ishmael be blessed instead. God said the covenant would be through Sarah and Abraham's son Isaac, but that He would also bless Ishmael.

Life Application

10 Minutes

1. All Things Are Possible with God

There are many examples in the Bible and real life that show us how God can transform situations that are out of our control. Match the descriptions of the impossible events below with the name of the correct Bible character.

Answers: 1. Jonah; 2. Daniel; 3. David; 4. Elijah; 5. Shadrach, Meshach, and Abed-Nego; 6. Lazarus; 7. Dorcas; 8. Jesus

2. God's Promises to Me

1. Mark 11:24, Pray in faith and you will receive it from God.
2. 1 John 2:25, Eternal life.
3. Luke 11:13, Holy Spirit!
4. 1 John 1:9, He will forgive us (but we should be careful not to deliberately sin against God and ask God to forgive us).
5. John 14:27, God promises us His peace dwelling in us.
6. 1 John 5:4-5, God promises that we will overcome our world—the evil.
7. John 14:2-3, Jesus' Second Coming.

3. Trusting God's Promise of Salvation through His church

Subject	Apostolic Church	Other Churches
Holy Spirit	*Speaking in tongues is the evidence of receiving the Holy Spirit*	*Receive it when you believe*
Sabbath	*Friday sundown to Saturday sundown*	*Sunday or no specific day*
Water Baptism	*In living water, by the name of Jesus Christ, with the presence of the Holy Spirit, facing down*	*In a pool or tank, by the name of the Father, the Son, and the Holy Spirit, facing backwards*
Holy Communion	*Unleavened bread and grape juice*	*Use unleavened bread, biscuits, cookies. and grape wine or soda*
Footwashing	*Wash each other's feet to have a part in Jesus*	*May not practice nor believe that the teaching of footwashing is to have a part with Jesus*

Activity

What's in a Name?

10-15 Minutes

Objective: To understand the importance of a name.

Materials

- Baby name books (includes the meanings of common English names), one per group
- 3" x 5" index cards, one per student
- Clock or stopwatch
- Pencils

Instructions

1. Divide the class into small groups of three or four.
2. Distribute the baby name books, index cards, and pencils to each group. (Distribute Bibles as needed.)
3. Each student in the group takes turns looking up the meaning of his or her name in the baby name book. They write down the meaning of their name on their index card. Within their group, students can share any special reasons or stories about why their parents decided to give them that particular name.
4. Set the clock or stopwatch for five to ten minutes.
5. During the allotted time, each group tries to find as many Bible characters as possible. They write down the names and corresponding meanings on the index cards. (To avoid duplication in Bible character names, the teacher can assign a range of Bible books to each group. For example: Group 1 can use names from Genesis to Psalms, and so on)
6. Once the time is up, each group presents their list of Bible character names and meanings. The group with the longest list of names with meanings wins. (Names without meanings will not be counted.)
7. Discuss the importance of biblical names and how each name described the person or determined that person's life. Link the activity back to the lesson (the change of Abram's name to Abraham).

Abraham's Sons

Having children

_____ said to _____, "I can't have children. Take my servant _____ and maybe we can have children through her." (Gen 16:2)

Hagar in the desert

_____ said to her, "Go back to your mistress, and _____ to her." (Gen 16:9)

After he spoke, Hagar called him and that place Beer Lahai Roi, which means "You Are the _____ Who _____." (Gen 16:13-14)

The birth of Abram and Hagar's son

Hagar returned home and gave birth to Abram's son. They named him _____. Abram was _____ years old when his first son was born. (Gen 16:15-16)

A new name for Abram

"You will no longer be called Abram, but your name will be _____, for I have made you a father of _____. I will make you very _____. I will make nations and kings come from you. I will establish My covenant between Me and you and your descendants for many generations. This will be an everlasting covenant, I will be God to you and your descendants after you. I will also give to you and your descendants all the land of _____ as an everlasting possession and I will be their _____." (Gen 17:5-8)

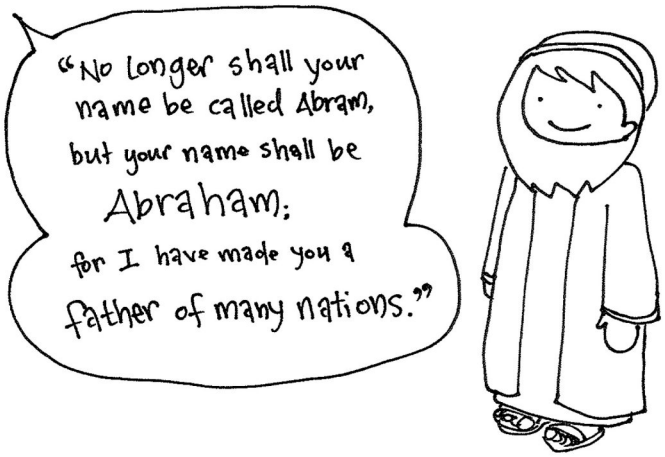

The covenant of circumcision

"Every _____ child who is _____ days old will be _____. My covenant will be in your flesh and will be an everlasting covenant." (Gen 17:12-13)

The promise of a new birth

"_____ your wife will bear you a son. You shall call him _____. I will establish My everlasting _____ with him and with his descendants." (Gen 17:19)

Children of Promise

Abraham had two sons by two different women. Each of these women and their sons represent two different covenants. Let's read **Galatians 4:21-31** and find what makes these two different. Hagar's column has already been filled in as an example.

Sarah	Hagar
	Bondwoman
	Born according to the flesh
	Mount Sinai, earthly Jerusalem
	Bondage
	Cast out
	Child of promise: Ishmael

Even though Abraham had two sons, God's covenant was with Isaac (Gen 17:19). Today, we are blessed because we are also heirs of God's covenant and promises along with Isaac. We are circumcised by water baptism and led by the Holy Spirit to obey God's commandments. We have been freed from sin and are now able to live for Christ.

1. How do we become a part of the covenant God made with Abraham and Isaac?

2. What will be the end for those who are not children of the promise?

3. Aside from receiving water baptism, what might be some ways that we can set ourselves apart as children of the promise?

I am blessed because I am also the heir of God's covenant and promises along with Isaac.

All Things Are Possible with God

There are many examples in the Bible and real life that show us how God can transform situations that are out of our control. Match the descriptions of the impossible events below with the name of the correct Bible character.

Shadrach, Meshach, and Abed-Nego	Dorcas	Jonah
Jesus	Elijah	Daniel
David	Lazarus	

1. _____ Swallowed by a large fish and survived inside it for three days
2. _____ Thrown into a den of hungry lions for a night and came out unharmed
3. _____ Knocked a giant warrior dead with only one stone
4. _____ Fed by ravens next to a brook
5. _____ Cast into a burning furnace and came out without any burns
6. _____ Walked out of his tomb when Jesus called him, even after being dead for 3 days
7. _____ Known for her good and charitable deeds, she was resurrected by Peter
8. _____ Helped the blind see and the lame walk, cleansed lepers, and resurrected the dead

Examples of miracles and God's work are not only found in the Bible, but also in our everyday lives. Write a summary of a testimony where God made something possible in your family. No grace from God is unimportant, even if it may seem small. You can share stories of healing, deliverance from danger, receiving the Holy Spirit, or experiencing peace and joy during a prayer.

My Testimony

All things are possible with God.

God's Promises to Me

Objective: To learn to trust and accept God's promises.

Here is a list of only seven of the many promises that God has given us. Find out what each of the promises says, and write down what the promises are.

Verse	Scripture	Promise
Mark 11:24	"Therefore I say to you, whatever things you ask when you pray, believe that you receive them, and you will have them."	
1 John 2:25	"And this is the promise that He has promised us—eternal life."	
Luke 11:13	"If you then, being evil, know how to give good gifts to your children, how much more will your heavenly Father give the Holy Spirit to those who ask Him!"	
1 John 1:9	"If we confess our sins, He is faithful and just to forgive us our sins and to cleanse us from all unrighteousness."	
John 14:27	"Peace I leave with you, My peace I give to you; not as the world gives do I give to you. Let not your heart be troubled, neither let it be afraid."	
1 John 5:4-5	"For whatever is born of God overcomes the world. And this is the victory that has overcome the world—our faith. Who is he who overcomes the world, but he who believes that Jesus is the Son of God?"	
John 14:2-3	"In My Father's house are many mansions; if it were not so, I would have told you. I go to prepare a place for you. And if I go and prepare a place for you, I will come again and receive you to Myself; that where I am, there you may be also."	

Trusting God's Promise of Salvation through His Church

Abraham trusted God to fulfill His covenant. He believed in God's promise and showed it by going through circumcision. Today, God has promised salvation to those He has chosen out of the world. We believe in His word which is recorded in the Bible and we put these into practice as a church. There are several characteristics that describe the church God has set aside for salvation. List out **one difference** in the doctrines between the church that follows the Bible, and the practices of other churches you may have seen or heard about. If needed, you can team up with another classmate to work on this list.

Subject	Apostolic Church	Other Churches
Holy Spirit		
Sabbath		
Water Baptism		
Holy Communion		
Footwashing		

E2 Year 1 Book 2 Lesson 8—Abraham's Sons

Homework Assignment

Name: _____ **Parent signature:** _____ **Date:** _____

Weekly Bible Reading: _____

Bible Reading: Check each box when you complete that day's reading.

Prayer: Check each box after you pray to God that day.

	Sun	Mon	Tue	Wed	Thu	Fri	Sat
Read							
Pray							

What I Learned from the Bible This Week

1. _____

_____

_____

2. _____

_____

_____

Memory Verse

Please write down this week's memory verse. **(Deuteronomy 7:9)**

_____

Short Answer

1. Why did Sarai give her maidservant Hagar to Abram as a second wife?

2. Why did Sarai complain to Abram about Hagar?

3. Why did Hagar run away to the desert?

4. Who appeared to comfort Hagar when she ran away?

5. What did the Angel tell Hagar to do?

Fill In the Blank

6. The angel told Hagar that she would have a son and he would be named _____.
7. Abram was _____ years old when the Lord appeared to him and spoke of His covenant.
8. The everlasting covenant between God and Abraham meant that every male in his household and his descendants had to receive _____.
9. God gave Abram a new name, _____, which means "_____."
10. God gave Sarai a new name, _____. The son born to her would be named _____.

Lesson 9

Isaac and Rebekah's Faith and Obedience

Objectives

1. To understand that our God is a caring God who knows our needs.
2. To strive to obey our heavenly Father and believe that He won't fail us.
3. To strive to honor our earthly father and mother.

Memory Verse

"Let your father and your mother be glad, and let her who bore you rejoice."

(Proverbs 23:25)

Prayer

1. Thank God for gathering us here so that we can worship and learn more about His words.
2. God, You are a caring God who knows our needs. Please guide us in the coming week.
3. Lord, please also give us more faith so that we can continue to obey You.
4. Please help us to obey and please our earthly parents.
5. May God help us focus on this lesson and apply its teachings to our lives.

Overview

1. The birth of Isaac
2. God tests Abraham
- God's command to Abraham
- Abraham and Isaac travel to Mt. Moriah
- Abraham gets ready to sacrifice Isaac
- The angel stops Abraham

3. God provides His own sacrifice
- "The Lord Will Provide"
- The angel blesses Abraham

4. Isaac and Rebekah
- Abraham sends his servant to look for a wife for Isaac
- The servant meets Rebekah
- The servant explains God's plan to Rebekah's household
- Rebekah is brought back to Isaac and they get married

5. Linking to the Ten Basic Beliefs—One true God: the true and deeper love for others is found in the depth of God's love for them.
6. Life Application
- To Obey or Disobey
- Does God Care?

7. Activity—Simon Says

Background Knowledge for Teachers

God stopped Abraham from sacrificing Isaac and instead provided the sacrifice of a ram. From this one act, God showed Abraham that He is not a God who asks for child sacrifice. Instead, God was calling him to make a sacrifice of the heart, and He showed us, through Abraham, His most loving plan to one day send Jesus as a sacrifice.

Camels
Did you know that camels can drink a lot of water? Usually 15-20 gallons (55-75 liters) when they're thirsty. So, imagine the large amount of water Rebekah had to draw. The buckets Rebekah was using could probably only hold 5-6 gallons (18-20 liters) each. A single bucket filled to the top with water could weigh about 40 pounds (18 kg). Rebekah would need to draw water several times for a single camel. But, remember, the servant didn't just bring one camel. How many camels did the servant bring with him? That's right, ten camels!! That's a lot of water! The servant even brought a few other men with him too, as helpers. Imagine how tiring it must have been for Rebekah! Most people would not want to do this, yet Rebekah did.

Reaching Out to Your Students

By nature, we are selfish creatures who require a tremendous expenditure of effort to give up our own desires and will. Coupled with the self-centered society we live in now, your students may find it difficult to understand the value of self-sacrifice. Thank God that He has given parents a natural inclination to sacrifice themselves to raise their children. Your students need to first realize how much their parents have sacrificed for them. Give detailed examples that illustrate the amount of love our parents willingly offer without asking anything in return. Then proceed to remind the children about the sacrificial love of Christ. Self-sacrifice is a virtue that can be taught to God-fearing Christians too. Ask them if anyone is able to sacrifice himself for someone he loves as Jesus did. Emphasize that whatever we may consider as a sacrifice is actually only a tiny repayment of what Jesus has already done for us. Therefore, we need to show our love to God by obeying Him. In order to obey God, we need to be prepared to do the things God want us to do, which may require some sacrifice.

Opener

5 Minutes

Trust

Bring your students to an open space or move aside the classroom's desks and chair. Have the students pair up. Let one of each pair be blindfolded while the other serves as the "guide." Before their eyes are covered up, let these students tell their partners where they want to go (within the designated safety limits). Set the timer for five minutes while the "guides" lead their partners around the open space. Important: the "guides" are to use only verbal instructions and no body contact. At the end of the five minutes, have all the students sit down. Allow those who were blindfolded relate their experience. "How did it feel to rely only on your partner's voice to get around?" "How many of you stretched out your hands to protect yourself from running into something or someone?" "Did you find your partner helpful in getting you from one place to another?"

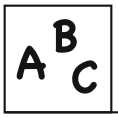

Vocabulary

fodder: food for livestock, usually chopped hay or straw

Homework Answer Key

1. he laughs
2. his son Isaac
3. ten
4. False
5. True
6. False
7. Isaac didn't doubt; he didn't question his father nor kick, scream, or struggle.
8. The Lord Will Provide
9. The Canaanites didn't have the same faith; they worshipped idols and other gods.
10. "Lord, God of my master Abraham, make me successful today, and show kindness to my master Abraham."

Bible Discovery & Spiritual Teaching

30-35 Minutes

Let's turn our Bibles to **Genesis 21:1-6**.

The Birth of Isaac
Do you remember the lesson about the three visitors? What did one of the visitors say to Sarah? (He told Sarah that she would have a son, even though she was old.) Isaac was a miracle child, born to Abraham and Sarah in their old age as the fulfillment of God's promise to Abraham to make his descendants a great nation.

Today's lesson begins with God giving Sarah what He had promised. Sarah became pregnant and had a son at the exact time God had promised. Abraham gave him the name Isaac, which means "he laughs."

When his son Isaac was eight days old, Abraham circumcised him, as God commanded him. Abraham was a hundred years old when Isaac was born. Sarah said, "God has brought me laughter, and everyone who hears about this will laugh with me."

> **For Teachers**
>
> Hand out Bible Discovery Worksheet #1 and tell the students that we will be filling it out as we go through this section. Remember to **Pause** to give students time to fill in the answers. The answers have been underlined.

God Tests Abraham
Now, let's turn to Genesis chapter 22. Some time later, God wanted to test Abraham. He said to him, "Abraham!" "Here I am," he replied.

God said, "Take your son, your only son, whom you love—Isaac—and go to the region of Moriah. Sacrifice him there as a burnt offering on a mountain I will show you."

So early the next morning, Abraham got up and loaded his donkey. He took with him two of his servants and his son Isaac. When he had cut enough wood for the burnt offering, he set out for the place God had told him about. On the third day, Abraham looked up and saw the place in the distance. He said to his servants, "Stay here with the donkey while I and my son go over there. We will worship and then we will come back to you."

Abraham gave the wood for the burnt offering to Isaac for him to carry, and then Abraham himself carried the fire and the knife. As the two of them went on together, Isaac spoke up and said to his father Abraham, "Father?"

"Yes, my son?" Abraham replied.

"We have the fire and wood here," Isaac said, "but where is the lamb for the burnt offering?"

Abraham answered, "God himself will provide the lamb for the burnt offering, my son." And the two of them went on together.

When they reached the place God had told him about, Abraham built an altar there and arranged the wood on it. He tied up Isaac and laid him on the altar, on top of the wood.

Abraham then reached out his hand and took the knife to slay his son. But as he was about to do it, the Angel of the Lord called out to him from heaven, "Abraham! Abraham!"

"Here I am," he replied.

"Do not lay a hand on the boy," He said. "Do not do anything to him. Now I know that you fear God, because you have not withheld from Me your son, your only son."

[**Pause** the lesson here to emphasize this important teaching and ask the students to fill out the Bible Discovery worksheet.]

Students, notice how obedient not only Abraham was, but also his son Isaac. How did Isaac demonstrate obedience?

First, <u>Isaac believed in his father's words when he was told that God would provide the lamb for the burnt offering</u> (Gen 22:8). <u>Isaac did not ask his father again and showed great by faith by believing in something he hadn't seen yet. He didn't doubt his father's words</u>.

Second, Isaac completely submitted to his father and obeyed, even when Abraham tied him up and laid him on the altar. <u>He did not ask his father any questions or kick or scream or yell</u>. At this point, we know that Isaac was big enough to resist his father if he wanted to, since he was big enough to carry the wood for the burnt offering.

Third, amazingly, up to the moment when Abraham raised his arm to slay his son, <u>Isaac did not even struggle or attempt to stop him or try to run away</u>. Apparently, Isaac learned obedience from his father. Remember in our past lessons, Abraham obeyed God's command to leave his homeland and move to an unknown place? Abraham also followed God's instructions of sacrificing Isaac, his only son, without any complaint or delay. From these two examples, we can see that Abraham demonstrated his obedience to God in his daily life, serving as an excellent example for his son.

God Provides a Ram
Continuing on with the story: Abraham looked up and there in the bushes he saw a ram caught by its horns. He went over and took the ram and sacrificed it as a burnt offering instead of his son. So Abraham called that place "The Lord Will Provide". And to this day it is said, "On the mountain of the Lord it will be provided."

The Angel of the Lord called to Abraham from heaven a second time and said, "I swear by myself, declares the Lord, that because you have done this and have not

withheld your only son, I will surely bless you and make your descendants as numerous as the stars in the sky and as the sand on the seashore. Your descendants will take possession of the cities of their enemies, and through your offspring all nations on earth will be blessed, because you have obeyed Me."

What a great promise! His descendants will be as numerous as the stars and the sand. Are you able to count the stars in the sky or the sand on the beach?

Then Abraham returned to his servants, and they set off together for Beersheba. And Abraham stayed in Beersheba.

For Teachers

Hand out Bible Discovery Worksheet #2 and tell the students that we will be filling it out as we go through this section. The answers have been underlined.

Isaac and Rebekah

Let's take a look at Genesis 24.

A long time went by. Abraham was now very old and Isaac's mother, Sarah, had already passed away. The Lord had blessed Abraham greatly.

One day, Abraham said to his senior servant, the one who was in charge of all that he had, to "put your hand under my thigh. I want you to swear by the Lord, the God of heaven and the God of earth, that you will not get a wife for my son from the daughters of the Canaanites, among whom I am living, but will go to my home country and my own relatives and get a wife for my son Isaac."

The servant asked him, "What if the woman is unwilling to come back with me to this land? Should I then take your son back to the country you came from?"

"Make sure that you do not take my son back there," Abraham said. "God has promised me an oath, saying, 'To your offspring I will give this land.' He will send His angel before you so that you can get a wife for my son from there. If the woman is unwilling to come back with you, then you will be released from this oath of mine. But do not take my son back there." So the servant put his hand under the thigh of his master Abraham and swore an oath to him concerning this matter.

You may be wondering, why did the servant have to put his hand under Abraham's thigh? This was a gesture to show that the servant was willing and ready to carry out the command of his master faithfully.

The Servant's Prayer

After making this oath, the servant left, and brought ten camels loaded with all kinds of good things from his master. He made his way to the town of Nahor. He stopped and had the camels kneel down near the well outside the town; it was getting late in the evening and it was about the time women would come out to draw water. It was usually too hot during the day to go outside.

The servant began to pray, "Lord, God of my master Abraham, make me successful today, and show kindness to my master Abraham. See, I am standing beside this spring, and the daughters of the townspeople are coming out to draw water.

"Please give me this sign so I know who to choose. When I say to a young woman, 'Please let down your jar that I may have a drink,' and she says, 'Drink, and I'll water your camels too'—let her be the one you have chosen for your servant Isaac. By this I will know that you have shown kindness to my master."

Before he had even finished praying, Rebekah came out with her jar on her shoulder. She was the daughter of Bethuel son of Milkah, who was the wife of Abraham's brother Nahor. She went down to the well, filled her jar, and came up again.

God Answers the Servant's Prayer

The servant hurried to meet her and said, "Please give me a little water from your jar."

"Drink, my lord," she said, and quickly lowered the jar to her hands and gave him a drink.

After she had given him a drink, she said, "I'll draw water for your camels too, until they have had enough to drink." So she quickly emptied her jar into the trough, ran back to the well to draw more water, and drew enough for all his camels. Without saying a word, the man watched her closely to learn whether or not the Lord had made his journey successful.

Did you know that camels can drink a lot of water? They can drink 15-20 gallons (55-75 liters) when they're thirsty. So imagine the large amount of water Rebekah had to draw. The buckets Rebekah was using could probably only hold 5-6 gallons (18-20 liters) each. And a single bucket filled to the top with water could weigh about 40 pounds (18 kg). Rebekah would need to draw water several times for a single camel. But, remember, the servant didn't just bring one camel, how many camels did the servant bring with him? That's right, ten camels!! That's a lot of water! The servant even brought a few other men with him too, as helpers. Imagine how tiring it must have been for Rebekah! Most people would not want to do this, yet Rebekah did.

When the camels had finished drinking, the man took out a gold nose ring and two gold bracelets weighing ten shekels. Then he asked, "Whose daughter are you? Please tell me, is there room in your father's house for us to spend the night?"

She answered him, "I am the daughter of Bethuel, the son that Milkah bore to Nahor."

And she added, "We have plenty of straw and fodder, as well as room for you to spend the night."

Bethuel is the nephew of Abraham. That means Isaac and Bethuel are cousins. Rebekah was the daughter of Bethuel; therefore, Isaac and Rebekah were "cousins, once removed."

[Use the Family Tree to help explain the relationship.]

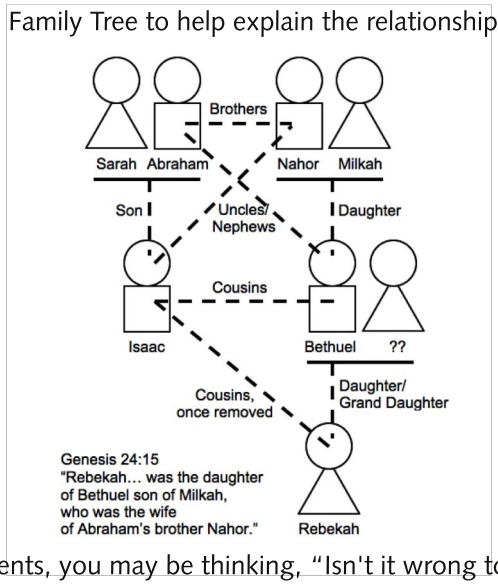

Students, you may be thinking, "Isn't it wrong to marry your cousin?" But back then, this was a common thing. Abraham did not want Isaac to marry a Canaanite woman, who did not believe in God. This was one of the only ways to marry someone with the same faith.

The servant was happy to have found her and wanted to thank the Lord. So the servant bowed down and worshipped the Lord, saying, "Praise be to the Lord, the God of my master Abraham, who has not abandoned his kindness and faithfulness to my master. As for me, the Lord has led me on the journey to the house of my master's relatives."

Rebekah Shows Hospitality

The young woman ran and told her mother's household about these things. Now Rebekah had a brother named Laban. As soon as he had seen the nose ring, and the bracelets on his sister's arms, and had heard Rebekah tell them all about what the man had said to her, he hurried out to the servant. "Come, you who are blessed by the Lord," he said. "Why are you standing out here? I have prepared the house and a place for the camels."

So the man went to the house, and the camels were unloaded. Straw and fodder were brought for the camels, and water for him and his men to wash their feet. Then food was set before him, but he said, "I will not eat until I have told you what I have to say."

"Then tell us," Laban said.

So he said, "I am Abraham's servant. The Lord has blessed my master abundantly, and he has become wealthy. God has given him sheep and cattle, silver and gold, male and female servants, and camels and donkeys. My master's wife, Sarah has borne him a son in her old age, and he has given him everything he owns. My master made me swear an oath, and said, 'You must not get a wife for my son from the Canaanites, but go to my father's family and to my own clan, and get a wife for my son.'" The servant continued on to explain the oath we mentioned earlier and explained that he prayed to God for help and for a sign.

The servant then asked what their decision was.

Laban and Bethuel answered, "This is from the Lord; we can say nothing to you one way or the other. Here is Rebekah; take her and go, and let her become the wife of your master's son, as the Lord has directed."

So when the servant heard what they said, he bowed down to the ground before the Lord.

Then the servant brought out gold and silver jewelry and articles of clothing and gave them to Rebekah; he also gave costly gifts to her brother and to her mother. Then he and the men who were with him ate and drank and spent the night there.

When they got up the next morning, he said, "Send me on my way to my master."

But her brother and her mother replied, "Let the young woman remain with us ten days or so; then you may go."

But he said to them, "Please do not make me stay, especially when the Lord has already granted success to my journey. Send me on my way so I may go to my master."

Rebekah's Faith and Obedience

Then they said, "Let's call the young woman and ask her about it." So they called Rebekah and asked her, "Will you go with this man?"

"I will go," she said.

So they sent their sister Rebekah on her way, along with her nurse and Abraham's servant and his men. And they blessed Rebekah and said to her,

"Our sister, may you become
The mother of thousands of ten thousands;
And may your descendants possess
The gates of those who hate them."

Then Rebekah and her attendants got ready and mounted the camels and went back with the man. So the servant took Rebekah and left.

Now Isaac had come from Beer Lahai Roi, for he was living in the Negev. He went out to the field one evening to meditate, and as he looked up, he saw camels approaching. Rebekah also looked up and saw Isaac. She got down from her camel and asked the servant, "Who is that man in the field coming to meet us?"

"He is my master," the servant answered. So she took her veil and covered herself.

God's Wonderful Blessings

Then the servant told Isaac all he had done. Isaac brought her into the tent of his mother Sarah, and he married Rebekah. So she became his wife, and he loved her.

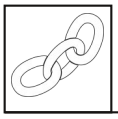

Linking to the Ten Basic Beliefs

2-5 Minutes

One True God
Why do you think Abraham was put to the test? God wasn't only showing him and us that He can provide for our earthly or daily needs. God put Abraham through the test to show us the future plan of God at that time—the greatest sacrifice that would one day be provided by Jesus' death. Think about the trust and the great relief Abraham felt that day when he didn't have to sacrifice his only son. God provided the sacrifice. God would not allow the sacrifice of Abraham's son Isaac, yet we know that God Himself chose the sacrifice of His only Son, Jesus.

Teachers: Tell the students that true and deeper love for others is found in the depth of God's love for them.

Check for Understanding

5 Minutes

1. **What does the name "Isaac" mean?** "He laughs."
2. **What did God ask Abraham to do to Isaac?** Offer Isaac as an offering.
3. **When God told Abraham to stop and not to kill Isaac, what did He provide?** God provided a ram for Abraham to sacrifice.
4. **God promised that his descendants would be as numerous as what?** The stars and the sand.
5. **What is the name of the woman Abraham's servant met?** Rebekah.
6. **What sign did the servant ask God for?** The woman would bring him water and also carry water to his camels.
7. **Who are Laban and Bethuel?** Laban is the brother of Rebekah. Bethuel is the father of Rebekah. Bethuel is also the cousin of Isaac.

Life Application

10 Minutes

1. To Obey or Disobey

Objective: To strive to please our earthly father and mother by honoring them.

[Hand out Life Application Worksheet #1. With the students, go over one scenario at a time, and give them time to complete the Obedience column. Ask students to share their answers, if time allows. Emphasize to the students the differences in the actions between the Disobedience and Obedience columns.]

Scenario 1
"Oh, OK. Fine. Everyone's busy. We still have two weeks to get it. I can wait until you guys are free to take me."

Scenario 2
Gary should've done what he promised to do instead of lying.

There are plenty of other things to do in the house instead of watching TV. Gary can find a good book, play a board game, work on a big puzzle, etc.

Scenario 3
1. Keith needs to remember that we should not use the Lord's name in vain, which is commandment number three.
2. Those two verses tell us to always watch our language and what we say. As children of God, swear words should not come out of our mouths.

2. Does God Care?

Objective: To understand that our God is a caring God who knows our needs.

[Hand out Life Application Worksheet #2. Allow students to read the verses listed in the left column, and then give them time to fill in the right column. After everyone has finished, discuss the answers as a class and remind students that God is always watching over us.]

1. Matthew 6:25-34
We "must seek first his kingdom and his righteousness, and all *(these things shall be added to you.)*

What things will God provide?
God tells us not to worry about food, clothing, and other daily needs. As long as we seek Him, He will take care of us.

2. John 3:16
"For God so loved the world that He gave *His only begotten Son, that whoever believes in Him should not perish but have everlasting life.*

3. Jeremiah 29:11-13
What kind of plans does God have for your future?
Thoughts of peace and not of evil, to give you a future and a hope.

God promises that if we pray to Him, He will *listen*. **If we seek Him with** *all our hearts*, **we will find** *Him*.

Activity

Simon Says

10-15 Minutes

Objective: To help the students understand that obedience may require some form of personal sacrifice.

Instructions

1. Explain the procedure of "Simon Says" if any student is not familiar with this game. Your students are to obey only the commands followed by "Simon Says."

2. Begin with easy physical activities that everyone can perform such as:
   - Touch your nose with your left hand.
   - Stand on your right leg.

3. Increase the complexity so that most of the kids will not be able to follow as easily.
   Examples:
   - Put your left hand on your head with eyes closed while jumping on your right leg.
   - Touch your right ear to your right shoulder and count to 20 while tapping your stomach with your left hand.

4. Use the following as the last command:
   - Simon says, "Give everything that you have in your room to the church."

5. Ask those kids who are willing to do so to raise their hands. This is a tough command to follow, isn't it? To give up everything that is important to us for any reason is not easy. But, have you ever thought about what you would do if God asked you to give up the one thing that is most important to you? Would you be as obedient as Abraham? Why or why not?

6. Conclude and pray.

Isaac's Obedience

Instructions: Listen carefully to the teacher and list the three times Isaac obeyed his father.

Isaac asked his father about where the lamb for the burnt offering was and Abraham replied saying that God will provide. How did Isaac react and how did he show obedience?



When Abraham tied up Isaac and put him on the altar, what did Isaac do? How did he obey? Did he say anything or ask anything? What did he not do?

During the last moment, when Abraham was about to kill Isaac, did Isaac react? How would you have reacted at this moment?

Isaac and Rebekah

1. Abraham told his senior servant to find a _____ for Isaac from among their own relatives.

2. The servant brought _____ camels loaded with all kinds of good things from his master.

3. The servant to prayed, "Lord, God of my master Abraham, make me _____ today, and show kindness to my master.

4. What was the sign the servant asked for?





5. Who was among the young women who came out to draw water?
_____

6. Rebekah was the daughter of _____, the son that Milkah bore to Nahor.

7. Bethuel was the _____ of Abraham. That means Isaac and Bethuel were _____. Rebekah was the daughter of Bethuel; therefore, Isaac and Rebekah were "cousins once removed."

8. Rebekah had a brother named _____.

9. Laban and Bethuel said to the servant, "This is from the _____; we can say nothing to you one way or the other. Here is Rebekah; take her and go, and let her become the wife of your master's son, as the Lord has directed."

10. Rebekah went back with the servant and Isaac brought her into the tent of his mother and he _____ Rebekah.

To Obey or Disobey

Objective: To strive to please our earthly father and mother by honoring them.
Instructions: Read each Scenario and each Disobedience. Then fill out how the characters should obey their parents or God.

Scenario	Disobedience	Obedience
Teri wants to go to the store and buy a gift for her friend's birthday coming up in two weeks. She tells her parents, "Mom, Dad, I need a ride to the store right now to get a birthday gift." But her mom replies, "Sorry, honey, we can't right now. Your dad has a work emergency and needs to stay home to work. And I need to go to the grocery store and then come home to prepare dinner and finish your brother's costume for the school play. How about some other day?"	Teri yells back, "No! Why?! I want to go now! I finished my homework already. Why can't one of you take me first and then do your things later?!"	Teri's parents have important things to do. Instead of yelling back and asking more questions, Teri should be more understanding. In a couple of sentences, write what Teri should do and say instead, and include any alternatives. *Teri should say* _____ _____
It's a snowy Sunday morning where Gary lives and he's excited about going outside to play. He has finished all his homework and is ready to go out. His dad is getting ready to leave to the hardware store. His dad sees Gary and says, "Gary, wait. Where are you going?" "I'm going outside to check out the snow," Gary quickly replies. "Oh, no, Gary. It's way too cold out there and you're already sick. If you go out now, it'll only get worse." "OK, Dad. I won't. I'll do something else," Gary says in disappointment.	But soon after Gary's dad leaves for the hardware store, Gary still goes outside and plays in the snow. His cold gets worse as his dad had predicted and so he ends up needing to stay home from school the next day. He misses a math test and will have to make it up some other day after school. Gary lied and pretended that he also obeyed his father.	*Write down what Gary should have done and some things he can do to pass the time inside the house.* _____ _____ _____ _____
Keith always hears his friends swear and say bad words during lunchtime and during gym class, when it's too noisy for the teacher to hear them. He knows that two of his friends are Christians too and he hears them using a lot of bad language all the time. Keith is really the only who doesn't swear, but it seems harmless, and the words roll off their tongues so easily.	"It's not a big deal to swear." Keith thinks to himself. "They're just words." Every friend he knows in school swears, and he hears it in the hallways all the time. Keith tries to say a few under his breath.	Swear words aren't simply words. They are dirty words. Words express our thoughts, and thoughts are a reflection of our heart. *How should Keith obey God? (1) Which of the Ten Commandments should Keith remind himself of? (2) What do Psalm 34:13 and Psalm 141:3 tell us?* 1. _____ 2. _____

Write down two things you can do to obey your parents.

1. _____

2. _____

Does God Care?

Objective: To understand that our God is a caring God who knows our needs.

Instructions: Read each set of verses and fill in the blank column.

Verses	What does God provide? How does He care for us?
Matthew 6:25-34	**We "must seek first the kingdom of God and His righteousness, and all** _____." **What things will God provide?**
John 3:16	**"For God so loved the world that He gave** _____ _____ _____."
Jeremiah 29:11-13 	**What kind of plans does God have for your future?** **God promises that if we pray to Him, He will** _____. **If we seek Him with** _____, **we will find** _____.

E2 Year 1 Book 2 Lesson 9—Isaac and Rebekah's Faith and Obedience

Homework Assignment

Name: _____ **Parent signature:** _____ **Date:** _____

Weekly Bible Reading: _____

Bible Reading: Check each box when you complete that day's reading.

Prayer: Check each box after you pray to God that day.

	Sun	Mon	Tue	Wed	Thu	Fri	Sat
Read							
Pray							

What I Learned from the Bible This Week

1. _____

_____

_____

2. _____

_____

_____

Memory Verse

Please write down this week's memory verse. **(Proverbs 23:25)**

_____

Fill In the Blank

1. The name "Isaac" means "_____."
2. God told Abraham to offer _____ as a burnt offering to the Lord.
3. The servant brought with him _____ camels.

True or False

4. Rebekah was a Canaanite. _____
5. The Lord provided a ram for Abraham to sacrifice instead of Isaac. _____
6. Rebekah stayed for ten days before she left with Abraham's servant. _____

Short Answer

7. How did Isaac show his obedience after his father tied him up and laid him on the altar?

8. What did Abraham name the place where they sacrificed the ram?

9. Why didn't Abraham want his servant to find a wife for Isaac from the daughters of the Canaanites?

10. Write down what Abraham's servant prayed for when he asked God for guidance.

Lesson 10

Esau Sells His Birthright, and Isaac Gives Away His Wells



Objectives

1. To understand that our God is a God of judgment.
2. To learn to never sell our birthright—citizenship in heaven.
3. To learn how Isaac dealt with the conflicts.
4. To learn not to repay evil for evil, but rather overcome evil with goodness and gentleness.

Memory Verse

"Bearing with one another, and forgiving one another, if anyone has a complaint against another; even as Christ forgave you, so you also must do."

(Colossians 3:13)

Prayer

1. Thank God for gathering us here so that we can worship and learn more about His words.
2. Please help us understand that You are a God of judgment.
3. Lord, please also help us to show others that we have Jesus in our hearts every day.
4. May God help us focus on this lesson and apply its teachings to our lives.

Overview

1. The birth of Jacob and Esau
- Isaac prays for barren Rebekah
- Rebekah gives birth to twins

2. Esau gives up his birthright

3. Isaac and Abimelech
- Isaac goes to King Abimelech because of a famine
- Isaac stays in Gerar as instructed by God and prospers there
- Isaac receives opposition from the Philistines

4. Linking to the Ten Basic Beliefs—One true God: He cares for us and listens to our prayers.

5. Life Application
- Things We Treasure: Learn to treasure the things God has given us.
- Wells, Wells, and More Wells: Learn to show others that we have Christ in us.

6. Activity—I Want Some Lentil Stew

Background Knowledge for Teachers

A Barren Woman

A land is barren when it cannot produce any life. Examples are desert or arctic regions. Likewise, a woman is barren when she cannot have children after she is married. In biblical times, this was considered a great regret for the family and shame for a wife, as culture revolved around family, family ties, and prolonging your family name. People would reproach or despise the barren woman because they thought her barrenness was God's punishment for her evil deeds. This is the reason for the sorrow expressed by Sarah, Rachel, and Hannah. In an attempt to avoid the disgrace of being childless, the wives of the patriarchs gave their maidservants to their husbands. They regarded the children born to the servants as from the barren wives. God has the power to close or open a woman's womb (Gen 20:18; 29:31; 30:22). We can see biblical examples of God's healing of barren women through faithful prayers (Gen 25:21; 1 Sam 1:11-12, 17).

Lentil Stew

In the Old Testament period, people regarded lentils as a favorite food. They are reddish and nutritious beans from a six-inch plant. One way to cook lentils is to use them in a soup or stew that the Palestinians call "mujedderah" or "mujeddrah." It is very likely that Jacob gave Esau this "mujedderah" in exchange for his brother's birthright. Some Bible versions translate the lentil stew as a "red bean soup," which is partially

correct because of its color. However, be sure that your students understand that lentil stew is not the same as the Chinese red bean soup. Stews are a bit different from soups in that stews are thicker than soups.

Reaching Out to Your Students

Students today may not completely understand the whole birthright privilege present in biblical times. In the past, the birthright was a special privilege given to the eldest son: (1) The first son in the family would act as the head of the family if the father died; (2) he would also be the one to inherit at least twice as much of the family's possessions as his other brothers; and (3) the fathers blessed their first sons more than their other children.

Today, in general, parents treat all their children the same regardless of the order of their birth. Of course, it's still possible that, in their will, some parents may choose to leave behind something more or better for their firstborn (not necessarily the oldest son) than their other children. But that depends on each individual family's values and their background or culture.

Opener

5 Minutes

List these things out on the board or projector, and then ask the students if they have any other precious items they "treasure" in their home.

- Favorite book
- Photo album
- New video game
- Pets
- Computer
- Cell phone
- Favorite food

Ask if they would trade their place in the heavenly kingdom for these things.

Tell them that, today, they will learn about a person who gave up an abundance of blessings just for something to eat.

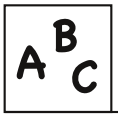

Vocabulary

barren: (when referring to a person) a woman who is unable to have children
peace treaty: an agreement between two or more people or groups to stop arguments, hostilities, or fighting

Homework Answer Key

1. prayed, two/twin
2. Esaus, hair, Jacob, heel
3. hunted wild animals for him to eat; helped his mother in the tent
4. birthright
5. False; he traded it for a bowl of lentil soup
6. True
7. False; Isaac reaped hundredfold
8. Foolish, because he did not value the privilege of being the firstborn son. For this reason, he lost his blessings later.
9. It was wrong because Esau was older and he was entitled to it. Jacob was showing greed for something he was not entitled to have in the first place.
10. He let them have his wells. He was gentle and had self-control. He made peace. He did not repay evil with evil, but with good.

Bible Discovery & Spiritual Teaching

30-35 Minutes

Let's turn our Bibles to **Genesis 25:19-34**.

Jacob and Esau
In the last lesson, we learned that Isaac married Rebekah. Soon, the couple discovered that, sadly, Rebekah was barren, meaning she was unable to bear children.

What could they do? Isaac prayed to the Lord on behalf of his wife. The Lord answered his prayer, and his wife Rebekah became pregnant! This had to be a miracle because no doctor or medicine could have made this possible.

But did you know that this didn't just happen overnight or with just one prayer?

Isaac prayed for twenty years before the Lord answered his prayer! He began praying for Rebekah when he was forty years old, and when Rebekah finally gave birth, the Bible says that Isaac was sixty! Isaac never gave up in his prayers for such a long time, and when Rebekah became pregnant, it was not merely with one child, but with twins! Moreover, God told Rebekah that both of them would each give rise to a nation (Gen 25:23).

The Birth of Twin Brothers
When the time came for Rebekah to give birth, the first who came out was hairy all over, like a garment! Because of this, they named him Esau, which is a Hebrew word that sounds like "hairy." Soon after, his brother came out, with his hand grasping Esau's heel; he was named Jacob, which in Hebrew sounds the same as "he grasps."

As the boys grew up, Esau enjoyed the outdoors, and became a very good hunter. He often brought home the wild animals he had killed on his hunting trips, and because Isaac liked to eat animal meat, Isaac loved Esau more. Jacob, on the other hand, was a quieter man. He enjoyed staying in the tents to help his mother, so Rebekah loved Jacob more.

One day, Esau came home from hunting while Jacob was cooking lentil stew. Esau smelled the tasty stew and said to his brother: "Quick! Let me have some of that lentil stew! I am starving!" Jacob agreed on one condition: Esau must first give up his birthright to Jacob.

"I am about to die from hunger," Esau said. "What good is the birthright to me?" So Esau, as the eldest son, swore and gave up his birthright to his younger brother for a bowl of stew!

> **For Teachers**
>
> Hand out the Bible Discovery worksheet. Instruct students to fill in the chart in **Part 1**. The answers have been underlined above.

Did Esau just do a smart or foolish thing? Why?
Foolish, because he did not value the privilege of being the firstborn son. For this reason, he lost his blessings later.

> **For Teachers**
>
> Instruct students to look at **Part 2** of the Bible Discovery worksheet and fill it in as you continue.

Students, did you know, we also have an inheritance from God?

We are actually the citizens of heaven, with an inheritance waiting for us already. If we are not careful and don't treasure this like Esau, then we can lose our inheritance too.

"For our citizenship is in heaven, from which we also eagerly wait for the Savior, the Lord Jesus Christ" (Phil 3:20).

"Come, you blessed of My Father, inherit the kingdom prepared for you from the foundation of the world" (Mt 25:34).

Let's think about the characteristics of heaven:

- Heaven is the dwelling place of God.
- Heaven is wrapped in light, peace, joy, and perfection.
- Heaven is a place that is glorious and fair because it reflects the glory of God.
- Heaven is a place where we can live in perfect fellowship with God.
- There is no evil, no lying, no death, weariness, toil, pain, or tears.
- There is Jesus Christ and all of the saints.
- Heaven will never pass away.
- Heaven goes on from glory to glory.
- Heaven is fixed and eternal.

We have been given an inheritance, a mansion in glory. We belong to the state of heaven, where all our sorrows and our sins will be forever gone, and where we will enjoy fellowship with God and one another for eternity. How wonderful is this!

Where is your citizenship? Here on earth or in heaven?
Nobody may enter and live in any country unless they have citizenship, right? In the same way, if you do not have a heavenly citizenship, you cannot enter. Heaven does not admit tourists, temporary residents, or refugees. Only citizens can enter. Your name should be written in

the Book of Life (Phil 4:3). Therefore, our citizenship is in heaven.

Never Sell Your Birthright: How Should We Live?
The apostle Paul says in Philippians 3:17-19 that there are many, even in the church, who still mind earthly things. Although they confess Jesus Christ as their Savior, in reality they serve and live for the appetites of their own flesh. They glory in their shame, and are worldly and sinful in their heart.

Our status as citizens of heaven should affect how we live our lives. How should we live so that we don't lose our citizenship?

> **For Teachers**
>
> On their worksheet, ask the students to list out the "sins" in the world, such as things that they see in school that will affect their citizenship in heaven. For example, lying, cheating, coveting, lust of the eyes, etc.
>
> Ask the students to refer to Philippians 2:12-13. Ask them to write down the verses in the worksheet: "work out your own salvation with fear and trembling; for it is God who works in you both to will and to do for His good pleasure."

Standing firm in the Lord is part of working out our salvation with fear and trembling. Verse 12 tells us our responsibility. It is our responsibility to work out our salvation, to live out in our daily experiences more and more of the salvation that is within us. Verse 13 tells us our dependence. God works in us both to will and to do, and empowers us first to desire to do what is right, and then to do it. The responsibility is ours, and we look to God in faith for the ability to fulfill it. We can't do this ourselves, or with our own might alone. We must rely on the power of God.

Isaac and Abimelech
Let's continue with Genesis 26.

> **For Teachers**
>
> Instruct students to fill in the blanks in **Part 3** of the Bible Discovery worksheet. The answers have been underlined.

Now there was a famine in the land, so Isaac went to Abimelech, king of the Philistines, in Gerar. The Lord appeared to Isaac and said, "Do not go down to Egypt; live in the land where I tell you to live. Stay in this land for a while, and I will be with you and will bless you. For to you and your descendants I will give all these lands and will confirm the oath I swore to your father Abraham. I will make your descendants as numerous as the stars in the sky and will give them all these lands, and through your offspring all nations on earth will be blessed, because Abraham obeyed Me and did everything I required of him, keeping My commands, My decrees and My instructions." So Isaac stayed in Gerar.

Isaac planted crops in that land and the same year reaped a hundredfold (100 times as much) because the Lord blessed him. Isaac became rich, and his wealth continued to grow until he became very wealthy. He had so many flocks and herds and servants that the Philistines were jealous of him. So the Philistines decided to clog up all of the water wells, which Abraham's servants had dug, by filling them up with lots of dirt and mud.

Then, seeing the wealth that Isaac had accumulated, Abimelech said to Isaac, "Please leave this place, because you have become too powerful for us." So Isaac moved to the Valley of Gerar, where he settled down. Isaac then reopened the wells that the Philistines had clogged, and he gave them the same names his father had given them.

The Importance of Water
Back in the days of Abraham and Isaac, people either lived next to a river or they dug wells. Do you know that water is essential for life and for living? Wells were an important part of early family life. When a man dug a well, he was doing more than providing water for his family and livestock. He was indicating that he liked the location and that he planned on staying there for a while. Water was essential for life, for cleaning, and for cooking.

Nowadays, when we need water, we turn on the faucet and we instantly have as much water as we need. We can even choose between hot and cold water. It's amazing when we realize that running water in each house has only been the standard for about one hundred years. In this section of the Scriptures, we are going to see how Isaac was forced to move a number of different times. Each time he stopped, he dug a well, thinking that he would stay there for a while. But things did not turn out the way he had planned.

Isaac's servants dug in the valley and discovered a well of fresh water there. But the people of Gerar argued and quarreled with Isaac and said, "The water is ours!" So he named the well Esek, which means "dispute" because they disputed and argued with him there. Then they dug another well, but they quarreled over that one too. Isaac named that well Sitnah, which means "opposition." He moved on from there and dug yet another well, and this time no one quarreled over it. He named it Rehoboth, which means "room" saying, "Now the Lord has given us room and we will flourish in the land."

From there he went up to Beersheba, and that same night the Lord appeared to him and said, "I am the God of your father Abraham. Do not be afraid, for I am with you; I will bless you and will increase the number of your descendants for the sake of My servant Abraham." So Isaac built an altar there and called on the name of the Lord. He then pitched his tent, and his servants dug a well there.

Meanwhile, Abimelech had come to him from Gerar,

with Ahuzzath his personal adviser and Phicol the commander of his forces. Isaac asked them, "Why have you come to me, when you recently were hostile to me, and sent me away?"

They answered, "We saw clearly that the Lord was with you; so we said, 'There ought to be a sworn agreement between us.' Let us make a peace treaty with you that you will do us no harm, just as we did no harm to you but always treated you well and sent you away peacefully. And now you are blessed by the Lord."

Isaac then made a feast for them, and they ate and drank. Early the next morning the men swore an oath to each other. Then Isaac sent them on their way, and they went away peacefully.

That day Isaac's servants came and told him about the well they had dug. They said, "We've found water!" He called it Shibah, which could mean "oath" or "seven," and to this day the name of the town has been called Beersheba.

What We Can Learn from How Isaac Acted

"*Do not repay anyone evil for evil. Be careful to do what is right in the eyes of everybody. If it is possible, as far as it depends on you, live at peace with everyone. Do not take revenge, my dear friends, but leave room for God's wrath, for it is written: 'It is mine to avenge; I will repay,' says the Lord. On the contrary: 'If your enemy is hungry, feed him; if he is thirsty, give him something to drink. In doing this, you will heap burning coals on his head.' Do not be overcome by evil, but overcome evil with good*" *(Rom 12:17-21 NIV)*.

Doing good is an action and an attitude that we need to develop as children of God. Doing good means doing what you can to provide for the well-being of another, whether or not the person is likable.

In Genesis 26, Isaac demonstrated a proper attitude toward his enemies. He was not overcome by evil, and instead overcame evil with good. Isaac understood that if he developed an angry attitude towards his enemies, they would become angrier. Therefore, he did not claim ownership of the wells. He did not demand his rights nor start a war with his enemies. Isaac gave us an example of how to use self-control and gentleness to deal with conflicts.

Students, do you know that being gentle is one of God's traits? Jesus said, "I am gentle and lowly in heart" (Mt 11:29). Gentleness appears to be weak, but is actually powerful, and it makes a person attractive to others. Isaac also gave us an example of self-control. He was able to hold his tongue and control his thoughts to resist becoming angry. Therefore, at the end, he made peace with his enemies. He overcame evil with good.



Linking to the Ten Basic Beliefs

2-5 Minutes

One True God

Our almighty God has provided us with many things. Besides salvation and the Holy Spirit, He provides for our daily needs, too: food, clothes, a home, our health, our parents, etc. But do we truly appreciate and treasure these? Do we thank God for these? Esau was supposed to receive special blessings because he was the oldest. There was nothing Jacob or anyone could do to change the order of their birth. Yet, Esau failed to see how precious this was. He did not treasure his birthright, or his inheritance. So he lost it. Today, we need to appreciate the things our God has given us because the "good Lord gives and the good Lord takes away." We don't want the Lord to take away the things we need simply because we didn't care to appreciate and thank God for it.

Check for Understanding

5 Minutes

1. **What did Isaac do when Rebekah was still barren? How long did he do this?** Isaac prayed for Rebekah for 20 years.
2. **What were the names of the children of Isaac and Rebekah? What does each of their names mean?** Esau – "hairy"; Jacob – "he grasps."
3. **What did Esau trade his birthright for?** A bowl of lentil soup.
4. **While Isaac was in Gerar, what happened to his crops?** The Lord blessed him and he reaped a hundredfold.
5. **How did Isaac solve his well problems ?** He kept moving whenever someone wanted his well.
6. **What does God want us to learn?** He wants us to learn that fighting doesn't fix problems. We need to learn to be peacemakers. We should also learn to trust God as Isaac trusted God.
7. **Although Abimelech initially sent Isaac away, what did the two men eventually do?** They made a peace treaty.

Life Application

10 Minutes

1. Things We Treasure

Objective: To learn to treasure the things God has given us.

[Hand out Life Application Worksheet #1. Go over the introduction, and then allow students time to complete the chart. Discuss the answers as a class when all students have completed the chart. Emphasize the importance of treasuring what God has given us.]

Ephesians 6:1-3 // Family—Our family and our parents are given by God. They're here to take care of us. Therefore, we must obey our parents.

Ephesians 1:7 // Salvation—God used His precious blood to wash away our sins.

John 5:39 // The Bible—God's words lead us to eternal life. We need to take good care of our Bibles and read God's words daily.

1 John 3:24 // Holy Spirit—God's own Spirit lives in us. We should never commit a serious sin which can make us lose our position as children of God and our guarantee to the heavenly kingdom.

Colossians 1:24 // Church—The church is the body of Christ. We need to come to church every Sabbath and use the talents God gave us to fulfill our duties as members of the body of Christ.

2. Wells, Wells, and More Wells

Objective: To learn to show others that we have Christ in us.

[Hand out Life Application Worksheet #2. Go over the introduction, and ask the students if they think we should fight or keep the peace when we encounter conflict. Then, have them read the passage in Genesis, and answer the questions that follow. When everyone has finished, ask some volunteers to share their answers with the class. Conclude by emphasizing the importance of following Isaac's actions and exercising self-control in times of conflict.]

Isaac's servants had moved into a new territory. Part of moving into new territory involved finding water for the flocks they were caring for. As Isaac's men dug wells, the herdsmen living in the new territory argued with them and kept claiming the wells as their own.

Instead of fighting back and fighting for the wells that were rightfully theirs, Isaac and his people just kept moving on and digging more wells, until the herdsmen of Gerar left them alone. Isaac and his men exercised **self-control** and didn't fight for their rights. They set a good example for all of us about what to do if someone picks a fight with you. The best thing to do is to walk away, be **gentle**, and keep the **peace**.

Activity

I Want Some Lentil Stew

10-15 Minutes

Objective: To give students an idea of the stew Esau ate in exchange for his birthright.

Materials

- Serving utensils
- Plastic bowls, spoons
- Dry lentil beans; or pictures of lentil plants, beans, or lentil stew

Preparation
Select one of the recipes and make the lentil stew the day before class. Heat up the stew just prior to the class. You may want to ask an adult assistant to heat up the stew in the kitchen while you lead the class.

Outline
1. Review the use of lentil stew in the Bible story, and show the students what lentil beans look like.
2. Assign helpers.
3. Say grace.
4. Serve the stew.
5. Conclude.

Directions
1. Ask: "What did Jacob give to Esau in exchange for Esau's birthright?" *Lentil stew.*
2. Ask: "Who has tried lentil stew before?" Ask those who have had lentil stew before to describe how it tastes. If no one volunteers, then say: "Today, we will find out what lentil stew tastes like."
3. Decide whether the students should eat in the class or in another room. Seat the students. Assign a few student helpers to distribute spoons and bowls. Serve the stew yourself.
4. As the students wait for their treat, talk about the lentil stew from the **Background Knowledge for Teachers** section. Show the dry lentil beans or a picture of the lentil bean plant to the students.
5. Ask one of the students to say grace before they begin eating.

Recipe: Pottage of Lentils

Ingredients
- 1/2 cup vegetable shortening
- 2 cups water
- 1 lb. lentils
- 1 lb. finely chopped lamb or 1 green pepper ground beef salt & pepper to taste
- 2 carrots
- 2 stalks celery
- 6 medium onions, diced

Directions
1. Wash and soak lentils overnight in cold water.
2. Melt shortening and add diced onions.
3. Sauté the onions until light brown before adding meat.
4. Simmer for 10 minutes.
5. Dice all the vegetables and add into the meat mixture.
6. Drain lentils and mix into the meat and vegetables.
7. Add water, salt, and pepper to taste.
8. Simmer for 45 minutes, or until lentils are tender.
9. Stir occasionally to prevent sticking.

Recipe: Mujeddrah (Rice with lentils, Esau-style)

Ingredients
- 2 cups lentils
- 2 cups long-grain rice
- 3 tsp. salt
- 4 large onions, diced
- 4 cups water
- 4 tsp. vegetable or olive oil

Directions
1. Wash and soak lentils overnight in cold water.
2. Boil lentils in water with 1 tsp. salt for 30 minutes, or until tender.
3. In another pan, bring water to a boil. Add the rice and 1 tsp. salt. Turn off the heat and let sit until the lentils are ready.
4. Heat the oil and sauté the onions until light brown.
5. Drain and rinse the lentils and rice.
6. Boil 2 cups of water and put in lentils, rice, onions, and the remaining 1 tsp. salt.
7. Cover and simmer slowly for 15 minutes, or until the rice is cooked.

A Bowl of Lentil Stew

Part 1: The Twins

Fill in the boxes. One box has been filled in as an example.

Name	Older or younger?	The meaning of their names	Stayed in the tent or hunted outside?	Who gave up his birthright? (Check one.)	Who did Rebekah/Isaac like more?
Jacob					
Esau					Isaac

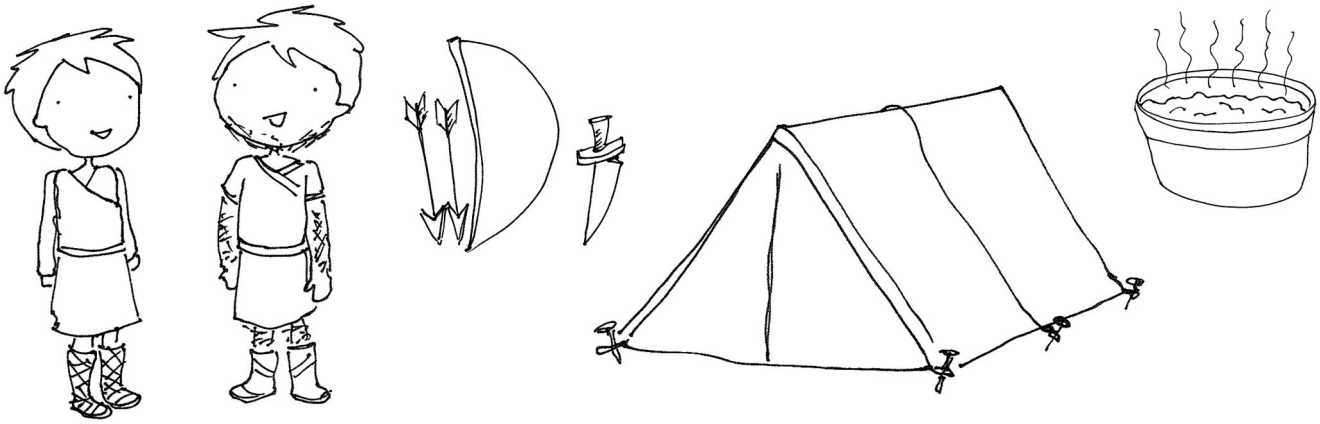

Part 2: Our Inheritance and Citizenship in Heaven

1. "For our _____ is in _____, from which we also eagerly wait for the Savior, the Lord Jesus Christ." (Phil 3:20)

2. "Come you blessed of My Father, _____ the kingdom prepared for you from the foundation of the world." (Mt 25:34)

3. Where is your citizenship? On earth or in heaven?

4. List out the sins in the world that you've seen. Examples may be things that you see in school that will affect your citizenship in heaven.

5. Write out the following verse: Philippians 2:12-13
   What is it telling us we must do? What must we "work out"?

Part 3: How Isaac Fixed His Problems (Gen 26:1-30)

Fill in the blanks.

1. There was a famine in the land and so Isaac went to _____, king of the Philistines, in Gerar.
2. God told Isaac not to go to Egypt, but "stay in this land for a while, and I will be with you and will _____ you."
3. Because Isaac obeyed God and stayed put, when Isaac planted crops in that land, he reaped a _____.
4. Isaac had so many flocks and herds and servants that the _____ were jealous of him.
5. So, the Philistines decided to clog up all of the _____ _____, which Abraham's servants had dug, by filling them up with lots of dirt and mud.

6. Isaac dug another well later on, but the Philistines blocked that one too, so he named it _____, which means _____.
7. Isaac then dug another well, but they quarreled over that one too. Isaac named that well _____, which means _____.
8. Isaac moved on and dug yet another well, and no one quarreled over it. He named it _____, which means _____. Isaac said, "Now the Lord has given us room and we will flourish in the land."
9. Abimelech later came to Isaac and asked to make a _____ _____, which is a sworn agreement to end an argument.

Things We Treasure

Objective: To learn to treasure the things God has given us.

Esau did not value being the oldest son in the family—a position given by God. He gave it very easily to his younger brother. God has given us many things, too. And these things can ONLY be given. They cannot be bought, taken by force, or traded for. That is why things given by God are so precious.

But do we know what precious things God has given us that we need to treasure?

Instructions: Read each verse and fill in the blank column.

Ephesians 6:1-3
What has God given us? Why is this precious?

Ephesians 1:7
What has God given us? Why is this precious?

John 5:39
What has God given us? Why is this precious?

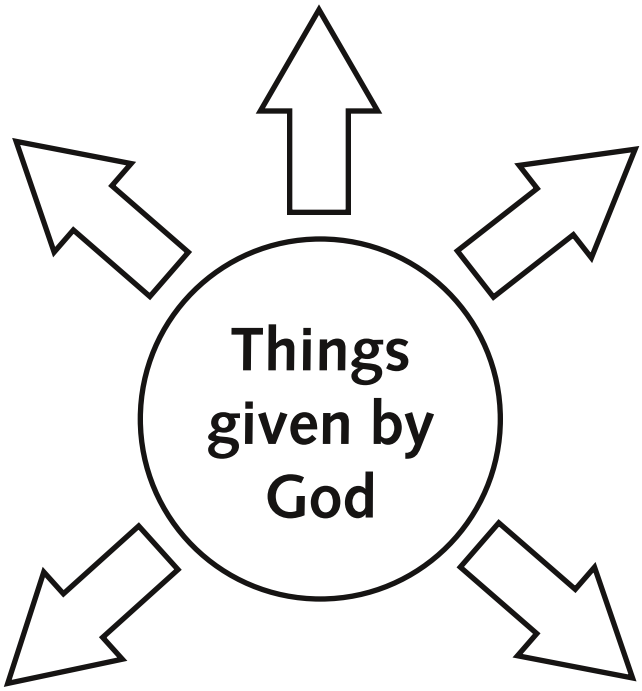

1 John 3:24
What has God given us? Why is this precious?

Colossians 1:24
What has God given us? Why is this precious?

Wells, Wells, and More Wells

Objective: To learn to show others that we have Christ in us.

Although Isaac had every right to claim all those wells, he chose to move on rather than to fight those who opposed him. He was willing to walk away from what was rightfully his to avoid conflict. Because of this, he also showed the Philistines that he was different. When they saw God in him, they decided to make a peace treaty.

Should we do…

...this?

...or this?

Re-read Genesis 26:17-22.

1. What do other kids do when they want to pick a fight? How about your brother/sister?

2. How do you feel when someone says that something you own is his/hers?

3. From the example of Isaac and his servants, what is the best thing to do if someone picks a fight with you?

Isaac and his men exercised self-control and didn't fight for their rights. They set a good example for all of us about what to do if someone picks a fight with you. The best thing to do is to walk away, be gentle, and keep the peace.

I need **self-control** *gentleness* to know how to keep the peace

E2 Year 1 Book 2 Lesson 10—Esau Sells His Birthright, and Isaac Gives Away His Wells

Homework Assignment

Name: _____ **Parent signature:** _____ **Date:** _____

Weekly Bible Reading: _____

Bible Reading: Check each box when you complete that day's reading.

Prayer: Check each box after you pray to God that day.

	Sun	Mon	Tue	Wed	Thu	Fri	Sat
Read							
Pray							

What I Learned from the Bible This Week

1. _____

_____

_____

2. _____

_____

_____

Memory Verse

Please write down this week's memory verse. **(Colossians 3:13)**

_____

Fill In the Blank

1. Many years after their marriage, Isaac and Rebekah still did not have any children. Therefore, Isaac _____ to God and God gave them _____ sons.
2. The name of the first twin son was _____ because he had _____ all over him. The name of the second baby twin was _____ because he came out grabbing his brother's _____.
3. Isaac favored Esau because Esau _____. Rebekah loved Jacob because he _____.
4. When Esau was hungry, he gave up his _____ in exchange for a bowl of lentil stew.

True or False

5. Esau traded his birthright for a bowl of potato soup. _____
6. Isaac prayed for 20 years because Rebekah was barren. _____
7. Isaac's crops in Gerar had failed him during the famine and he reaped very little. _____

Short Answer

8. Did Esau do a smart or foolish thing by selling his birthright? Whyt?

9. Do you think it was right or wrong for Jacob to take Esau's blessings? Why?

10. How did Isaac handle the conflict? Name three characteristics of Isaac's from which you can learn.

Lesson 11



Jacob Flees to Laban

Objectives

1. To understand the concept of deception.
2. To understand that without God's help, you cannot prosper by yourself.
3. To learn that God protects His children when they are in danger.

Memory Verse

"Fear not, for I am with you; be not dismayed, for I am your God. I will strengthen you, yes, I will help you, I will uphold you with My righteous right hand."

(Isaiah 41:10)

Prayer

1. Thank God for gathering us here so that we can worship and learn more about His words.
2. Lord, please guide and protect us every day, just as You protected Jacob.
3. Please help us to be righteous and honest in front of You, Lord.
4. May God help us focus on this lesson and apply its teachings to our lives.

Overview

1. Jacob and Rebekah trick Isaac
- Jacob flees Esau's wrath

2. Jacob and Laban
- Laban tricks Jacob
- The two make a deal
- Jacob leaves in secret

3. Linking to the Ten Basic Belief —One true God

4. Life Application
- Protect Me
- Two Paths

5. Activity—"Does It Please Jesus?"

Background Knowledge for Teachers

Marriage in the Old Testament

Jacob married his uncle Laban's daughters, or his cousins, Leah and Rachel. In the time of the patriarchs, marriage among close relatives was acceptable. There were a few reasons why this practice was preferable:

- To keep a family's accumulated wealth among relatives.
- To maintain the customs and religious beliefs of the family.
- To continue the lineage of a brother if he has passed away.
- Certain areas were often occupied mostly by relatives or close family, making it difficult to find any "outsiders" to marry.
- In other cases, sometimes a family would not wish to have ties to unknown foreigners, who they may not have trusted or who had different customs, even if they were nearby.

Isaac married Rebekah, the granddaughter of his father's brother, because Abraham did not want his son to have a Canaanite wife who worshipped idols. Judah's first son Er died, leaving his wife Tamar without a child. Judah made his second son Onan marry Tamar, in the hope that the first child born to them would take up Tamar's first husband's name, thus preserving the family name and property. Later, however, the laws of Moses prohibited the practice of marriage between a man and his aunt, a father and his daughter, a mother and son, or a brother and his sister (Lev 18:12-13; 20:19; 18:7; Deut 27:22). Marriage to other relatives was also forbidden (Lev 18:14-17; 20:12, 14, 20-21; Deut 27:23). The laws also forbade marriage of two sisters to the same man (Lev 18:18).

Aside from marrying close relatives, having more than one wife was acceptable back then, and normal for the very wealthy. Sometimes a man could take concubines. A wife might give her husband a concubine, especially when the wife could not have children. Sarah gave her maid Hagar to Abraham. Rachel gave her servant, Bilhah, and Leah gave Zilpah to Jacob. We also know that kings David and Solomon had many wives and concubines. After the period of the exiles, monogamy, the marriage of one husband and one wife, became the general practice. In most cases, parents chose the husbands or wives for their children. That is why we read in Bible stories how fathers gave their daughters to someone in marriage. Sometimes, the Bible records how some parents took wives for their sons.

Jacob's Ladder
Most scholars interpret Jacob's ladder as a connection between heaven and earth, with God taking the initiative to reach out to man. The perfect "ladder" is Jesus Christ, who was God come to earth to save humanity. Jesus refers to Himself as this ladder in John 1:51: "And He said to him, 'Most assuredly, I say to you, hereafter you shall see heaven open, and the angels of God ascending and descending upon the Son of Man.'" In the NIV translation, the term "stairway" is used instead of ladder. Jacob vowed to give one tenth of his income to God's work. This observance, called tithing, is God's heart in giving back to what God has bestowed on us.

Greeting with a Kiss
It was common for the people of that time to kiss each other when they met a family member or a close friend. It is just like giving a hug to a family member to show our affection. They would kiss the other person's cheek. Usually, only members of the same gender would salute each other with this kind of kiss. However, the Bible records an exception when Jacob greeted his cousin Rachel with a kiss (Gen 29:11). Also, Laban kissed his daughters and grandchildren before their parting (Gen 31:55). Today, traditional South Americans, Arabs, and some Europeans still practice this greeting.

Stolen Idols
Laban seems to have worshipped the same God as Jacob (Gen 31:53), and yet it is mentioned that he owned household idols. This suggests that he may have practiced polytheism. Household idols at the time, though, were not simply for the purpose of worship; only the principal heir was even allowed to be in possession of them. Rachel's thievery was possibly not for the purpose of worship, but maybe for the purpose of retaining Jacob's right as first heir.

Reaching Out to Your Students

Although there are many foreign or difficult aspects to this story (marrying close relatives or having more than one wife, to name a couple), you can use this opportunity to teach your students about linking personal, physical sustenance (food, shelter, clothing) to spiritual growth. The closer their relationship with God, the more His blessings will shower down on them. Although they are still young enough that they depend on their parents' livelihood, they should still understand the concepts of having a job in order to sustain the family, and needing money to fulfill their basic requirements. Encourage your students to consider how God has blessed them in their lives (doing well in school, good friends, certain toys that they really like, even having their favorite foods at home, etc.), to take the time to thank Him for all that He has given them, and to draw closer to Him so that He can bless them even more.

Opener

5 Minutes

Do Not Be Afraid
In today's lesson, we will learn about how God protected Jacob in all the things he did. Let's take a look at some other examples in the Bible that show how God protected someone from danger or harm.

Teachers: Ask the students to turn to each of the verses, but just briefly summarize each to save time.

- God sent angels to save Lot and his family on account of Abraham (Gen 19:1-22).
- God parted the Red Sea to save the Israelite people from the Egyptian soldiers (Ex 14:5-25).
- God delivered Daniel's three friends from being burned to death (Dan 3:24-27).
- God sent an angel to shut the mouths of the lions in the den so that Daniel was not harmed (Dan 6:16-22).

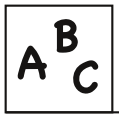

Vocabulary

deceive: to make someone believe in something that is not true; mislead
scheme: a plan of action or a plot that is usually secret or crooked

Bible Discovery & Spiritual Teaching

30-35 Minutes

For Teachers

Have the students fill out the Bible Discovery worksheet as you teach the story to them. The answers have been underlined.

Let's do a quick review! Name Isaac's two sons! Esau and Jacob were technically twins, but they were so different. Do you remember who was considered the firstborn, from last week's lesson? (Esau; he came out first.) Did you know that in biblical times, the firstborn child always inherited most of the parents' property and money? It seems kind of unfair, but the firstborn also received a lot more responsibility: as inheritors, they had to bear the burden of increasing their family's property and maintaining their financial support. Some children may have wanted the status of firstborn, while others may have disliked it.

Jacob and Rebekah Trick Isaac
Isaac was now old enough that he couldn't see very well anymore. One day, he called Esau to him and asked him to hunt some of his favorite game for him. He knew that he was old, and wanted to bless Esau before he passed away. Esau obediently left to hunt for his father. Unknown to the two of them, though, Rebekah overheard her husband and decided to take matters into her own hands.

You may be familiar with this part of the story. Rebekah hurried to Jacob and told him to follow her plan. First, they took two baby goats from the flock that they owned and cooked something that Rebekah knew Isaac loved to eat. Then, using the skins of the same goats they had just killed, Rebekah wrapped the goat skin around Jacob's hands and neck. Remember, Esau was very hairy, so if Isaac had simply touched Jacob, he would have immediately discovered the deception. As a further precaution, Rebekah also put one of Esau's garments on Jacob so that he would smell more like him. Let's read what happens next in Genesis 27:18-29.

You may think that Jacob and Rebekah's actions are devious and a little mean, but do you remember a certain prophecy that was spoken to Rebekah when she was pregnant? Let's skip back in time and read it in Genesis 25:23. It says that "the older shall serve the younger"! God had already established Jacob's supremacy over Esau, despite Esau being the firstborn, and Esau or Isaac could not have done anything to change this.

Upon discovering their deception, Esau was naturally incredibly angry. He had not only given his birthright to his brother through his own ignorance, he had now also lost the best blessings from his father through Jacob and Rebekah's deception. So, he secretly plotted to kill Jacob after their father passed away. However, Rebekah heard of the plot and convinced Isaac to send Jacob away to his relatives in Padan Aram so that Esau would be unable to act against his brother.

Jacob Flees to Laban
At the beginning of his journey, possibly the first night, Jacob stopped at a place to rest. With only a stone for a pillow, he went to sleep. But as he slept, Jacob had a strange dream. Let's read about it in Genesis 28:12-19.

Do you know what the meaning of pouring oil on the pillar was? In ancient times, people erected pillars as monuments to commemorate an important event for future generations, such as a victory over a battle, or a location where an oath or pact was made. Jacob poured oil on the pillar in order to make it holy and separated for God. Much later, after his descendants escaped Egypt, the Israelites poured oil on the tabernacle and many of the objects inside it, in order to dedicate the tabernacle to God and to signify its holy purpose.

Jacob Meets Rachel
After many days, Jacob came to a well in a field. A large stone covered the mouth of the well. It was the place where all the shepherds came to water their sheep. As he was talking to some of the shepherds from Haran, Rachel came with her flock of sheep. When Jacob found out that Rachel was his cousin, the daughter of his uncle Laban, he quickly ran over, rolled the large stone away from the mouth of the well and watered his uncle's sheep. He told Rachel that he was her cousin from her father's side. Then Jacob kissed Rachel and wept. He must have been so happy and relieved to finally meet one of his relatives after the long and tiring trip. Laban came to meet his nephew right after Rachel ran home to tell her father about Jacob, embracing and kissing him in greeting. From then on, Jacob lived with his uncle's family.

Laban Tricks Jacob
After Jacob had stayed with Laban for exactly one month, Laban offered Jacob wages in return for his work, rather than simply working for free as family. In response, Jacob did not ask for money or other objects, but for a wife. He wanted to marry Rachel, Laban's second daughter. In Genesis 29:18, 20, it says that Jacob truly loved Rachel. So, Jacob told Laban: "I will work for you seven years in return for your younger daughter Rachel." Laban agreed, saying, "It is better that I give her to you than to some other man."

Jacob Agrees to Work for Seven More Years
As agreed, Jacob went to his uncle to ask that Rachel be given as his wife after seven years of labor. Laban prepared a big wedding feast to celebrate his daughter's wedding. However, that night, instead of sending Rachel, Laban tricked Jacob by sending Leah instead. Because it was dark, Jacob did not know until morning. What a horrible trick! Jacob was very angry and demanded an explanation from Laban. As an excuse, Laban told Jacob that it was not their custom for the younger daughter to get married before the older. So he made another offer: he would also give Rachel as his wife, if Jacob agreed to work another seven years for him. Because Jacob truly loved Rachel, he agreed. So, after the traditional 7-day bridal week, Jacob married Rachel as well, and he worked for Laban for seven more years. With this kind of trickery, Laban got to enjoy more and more wealth because of Jacob's hard work.

You may be wondering, why did Jacob not know who his bride was at the wedding? It was tradition that the husband not see the face of their fiancée until the wedding. The Bible records that Rebekah covered herself with a veil before meeting Isaac (Gen 24:65). Although the bride's veil would usually be removed some time during the wedding, it is possible that Leah's veil was not removed until they went into their tent. In addition, it is likely that it was so dark in their tent that Jacob did not get to see his bride's face clearly until daybreak.

Competition Between Two Wives
After their marriage, Jacob's two wives were very competitive with each other. We can see this in the way they each tried to gain favor with Jacob by giving him more children, even to the extent of giving their maids as surrogate wives to bear more children. This would obviously be an unacceptable action today, but in the Old Testament times, this was a common practice, as wives who could not bear children were often abandoned. This kind of practice protected a barren wife from experiencing mistreatment. The competition between Jacob's two wives led to eleven sons and one daughter being born while Jacob was still working under Laban. Imagine how crowded and busy it must have been with so many children!

Jacob Wants to Return to His Parents
After Joseph was born, Jacob saw that his family was getting too big for them to continue living with his father-in-law. Perhaps he also remembered God's promise to him, or felt that it was time to return to his parents, and to his brother. He went to Laban to request permission to leave. Laban, however, had enjoyed prosperity since Jacob had begun working for him, because God had blessed Jacob in everything he did. Wanting more wealth, Laban convinced Jacob to stay by making a deal. Let's read what happened in Genesis 30:25-34.

Jacob was very smart. Laban's greed made him desperate enough to offer whatever he wanted, so instead of asking for money, Jacob requested some of Laban's flock to keep for his own, knowing that a flock would reproduce and flourish with proper care, resulting in more wealth than if he had simply asked for money.

After making this deal, Jacob took branches from poplar, almond, and chestnu trees, and made white stripes on the branches by peeling sections of the bark and leaving the white inner wood exposed. Then, he put the branches in all the places where the animals came to drink water. When the sheep and goats with one color came to drink water by the branches, they gave birth to lambs with spots, streaks, or speckles; all these animals became Jacob's possession. In this way, Jacob's flocks increased and he became very wealthy.

Laban saw that whatever Jacob was involved in prospered, so he tricked Jacob into staying longer by first offering Leah instead of Rachel, and then by making a deal that Jacob could not resist. However, it was only through God's work that Jacob was able to accumulate so much wealth of his own. Even with his great intelligence, Jacob still would not have received such blessings if God were not with him. Laban in turn continued in his practice of deceit, and changed their deal whenever he saw that there were more of certain colors among the flock. In fact, Jacob mentions in Genesis 31:7 that Laban changed Jacob's wages not once or twice, but ten times in an attempt to gain more for himself!

Jacob Leaves in Secret
As Jacob became very prosperous, Laban and his sons became unfriendly towards Jacob. It was then that the Lord gave a command to Jacob: "Go back to the land of your fathers and your relatives, and I will be with you." Obediently, Jacob packed up his belongings, got his wives and children ready, and left. However, he did not inform Laban of their departure, probably because he remembered that last time, Laban had done his best in convincing Jacob to stay. Rachel and Leah agreed with Jacob's secrecy because they knew their father had been very deceitful even to his own daughters. "Do whatever God has told you," they answered their husband.

Laban Pursues Jacob
On the third day, when Laban heard that Jacob had fled with all he had, he was upset that Jacob had left without telling him. So, Laban took his relatives and chased after Jacob. Laban was angry with Jacob, and would surely have scolded him, or perhaps even harmed him. However, God told Laban in a dream that he should not say anything good or bad to Jacob. After seven days, Laban finally caught up with Jacob and accused him of leaving secretly, and not only that, but also of stealing from his house! As a result of Laban's accusations, Jacob pointed out the many hardships that he had gone through for Laban's sake. Let's read what he says in Genesis 31:38-42. Laban deceived Jacob many times. It was only natural that Jacob would mistrust Laban enough to want to flee in secret.

In the end, Jacob set up a pillar, and their relatives took stones and piled them in a heap, naming them Mizpah, which means watchtower. This pillar and pile of stones signified a new agreement between Jacob and Laban. Neither of them would cross this location in order to harm the other. After making this covenant, and eating a ceremonial meal to affirm this pact, Laban rose in the morning, kissed his grandchildren and his daughters and blessed them. They said farewell to each other and went on their separate ways.

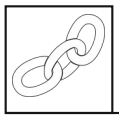

Linking to the Ten Basic Beliefs

2-5 Minutes

One True God
God always protects his children when they are in danger. A very important verse to remember is Psalm 18:2 – "*The Lord is my rock and my fortress and my deliverer; my God, my strength, in whom I will trust. My shield and the horn of my salvation, my stronghold.*"

When Jacob was with Laban, no matter what Laban did to Jacob or how much he cheated him, God did not let any harm or loss come to Jacob. Our God is still the same today and still loves and protects us the same way. When we encounter danger or need God's help, He is always there to protect us. This is a great blessing. We just have to believe and trust in Him always.

Check for Understanding

5 Minutes

1. **How did Rebekah and Jacob deceive Isaac?** Jacob wore goat skin on his hands and neck, and also wore a garment that belonged to Esau.
2. **What did Jacob see in his dream?** He saw a ladder reaching up to heaven and angels going up and down on it. At the end of the ladder in heaven, the Lord stood by and said to Jacob that his descendants will be like the dust of the earth.
3. **Who were Jacob's uncle and his uncle's two daughters?** Laban, Leah, and Rachel.
4. **How did Jacob's uncle trick him?** By giving him Leah when Jacob had asked for Rachel as his wife.
5. **After Jacob completed his fourteen years of service for his wife Rachel, why did Laban not want Jacob to leave?** Because Laban enjoyed the prosperity God had given him because of Jacob.
6. **The first time when Laban offered Jacob wages for his labor, Jacob requested Rachel's hand in marriage. What did Jacob ask for the second time?** All the spotted or speckled sheep and goats and all the dark-colored lambs.
7. **How did God bless Jacob while he was working faithfully for his uncle?** God multiplied the number of newborn spotted or speckled baby sheep and goats.
8. **When Laban found out that Jacob had secretly run away with his wives, children, and all that he had, what did Laban do?** Laban chased after Jacob but did not rebuke him because God had warned him about what to say to Jacob.

Life Application

10 Minutes

1. Protect Me

Objective: To learn that God protects His children when they are in danger.

Verse	What the verse says about God's protection
Psalm 18:2	*God is our protector.*
2 Timothy 4:17-18	*God strengthens us and rescues us.*
2 Thessalonians 3:3	*God protects us from evil.*
1 Corinthians 10:13	*God protects us while we are being tempted.*
Psalm 56:9	*God protects us from our enemies.*
Psalm 91:3-7	*God protects us from danger.*
Psalm 57:1	*God protects us until disaster has passed.*
Psalm 121:3-8	*God is always protecting us.*
Joshua 1:5	*God's protection never leaves.*
Isaiah 41:10	*God's protection is supportive/reassuring.*
John 10:28-30	*God's protection is powerful.*
Psalm 124:1-5	*God's protection is necessary.*

2. Two Paths

Objective: To understand that there is always more than one path to choose, but only one correct one.

Scenario 1
What would you do when you want something really bad, but you can't quite have it yet? Lie? Cheat? Steal? Ask? Wait? Answers may vary.

What does the Bible say about honesty? Read Proverbs 11:3, and write it out.
"The integrity of the upright will guide them, but the perversity of the unfaithful will destroy them."

Scenario 2
What does Exodus 20:15 say about this situation? You should not steal.
What about Exodus 20:16? You should not bear false witness.

Melissa *snuck* into her mother's purse and her father's wallet. This is stealing! Stealing is a sin and against one of the Ten Commandments. Furthermore, sneaking is lying with your actions. Lying is a sin and against one of the Ten Commandments. Even lying with your actions is a sin in the eyes of god.

It is always better to be straightforward and honest, without hiding anything in either our actions or our speech. As children of God, we shall honor our parents. When we save up and learn how to control our spending, we are indeed growing wiser!

Activity

"Does It Please Jesus?"

10-15 Minutes

Objective: To show your students and help them understand what it means to "reap what you sow."

Read Galatians 6:7 to the students. The verse raises a question about the nature of right and wrong.

Demonstrate this concept by playing a common children's game that teaches children about making the right choices.

This game is similar to "Mother May I?", but instead we'll change the name of the game to "Does It Please Jesus?"

Instructions

1. Line up the students along a wall. You will stand at the opposite wall.
2. Call out a student's name, and tell them what kind of step and how many steps to take forward.

   For example:

   "Susan, you may take five giant steps."
   The student who is addressed must then respond with, "Does it please Jesus?"
   You then say, "Yes, it does."
   Then the student is allowed to move as instructed.
   (You may opt to say "No, it does not." In this case, the student is not allowed to move.)

3. If a student forgets to ask or begins to fall or tip over because they moved without permission, another student must go to the struggling student and help by giving them a hand or by telling them what they forgot to ask.
4. If a student "cheats," which could mean they forgot to ask before moving or they took too many steps, you must say that "cheating" is wrong, but they may continue if they agree not to "cheat" again. They must remain at their original spot. Allow them to step back if needed.
5. The first student to get to the opposite wall wins.
6. At the end, tell the students that when they "sow" kindness and a helping attitude, they "reap" goodness.

Homework Answer Key

1. A
2. B
3. clothes/garments, goat skin
4. ladder, angels
5. Lord, dust
6. Laban, Leah, Rachel
7. All the spotted or speckled sheep and goats and all the dark-colored lambs
8. God multiplied the number of newborn spotted or speckled baby sheep and goats.
9. Laban chased after Jacob but did not rebuke him because God had warned him about what to say to Jacob.
10. It teaches us that the one true God always protects His children when they are in danger.

The Lord Protects Jacob

Jacob and Rebekah Trick Isaac

1. Rebekah and Jacob tricked Isaac into blessing Jacob instead, by putting _____ on his hands and neck, and putting on one of Esau's _____.
2. Upon discovering their trickery, Esau became very _____, and secretly plotted to _____ his brother.
3. Rebekah discovered Isaac's plot, and convinced Isaac to _____ Jacob away to their relatives who lived in _____.

Laban Tricks Jacob

1. Jacob wanted to marry _____, and offered to work _____ years in return for her hand in marriage.
2. Laban _____ Jacob by giving him _____ instead.
3. In competing for Jacob's favor, his two wives (and their maids) bore _____ sons and _____ daughter!

Jacob Wants to Return to His Parents

1. Laban did his best in convincing Jacob to stay, because he enjoyed _____, as God had _____ Jacob in everything he did.
2. Because of his greed, Laban changed the deal he made with Jacob _____ times!

Jacob Leaves in Secret

1. Jacob had become very _____, so Laban and his sons, jealous, became _____.
2. It was at this time that God commanded Jacob to go back to the _____ of his _____.

Laban Pursues Jacob

1. Laban, hearing that Jacob had _____, immediately _____ after him.
2. Jacob had gone through many _____ while serving Laban. Laban _____ Jacob many times.
3. Jacob set up a _____ to signify their new _____, which was that neither would cross that location to harm the other.

Linking to the Ten Basic Beliefs

1. In the end, no matter what Laban did to Jacob, God did not let any _____ or _____ come to him.
2. God _____ and _____ us in the same way today!

Protect Me

Objective: To learn that God protects His children when they are in danger.

God protected Jacob every part of his way, from Esau's plan to kill him to his time with Laban. Our God is still the same today and will always guide and protect us.

Instructions: Read the verses below and write a brief one-sentence summary.



Verse	What the verse says about God's protection
Psalm 18:2	
2 Timothy 4:17-18	
2 Thessalonians 3:3	
1 Corinthians 10:13	
Psalm 56:9	
Psalm 91:3-7	
Psalm 57:1	
Psalm 121:3-8	
Joshua 1:5	
Isaiah 41:10	
John 10:28-30	
Psalm 124:1-5	

Two Paths

Instructions: Read each scenario and answer the questions.

Start Here

Scenario 1

Wesley and Mark are trading their basketball card collection. Wesley really wants to trade Mark for this awesome and rare card. But he doesn't have anything good to trade him.

Honor God

Wesley proposes to do a fair trade with Mark for several of his cards for that one awesome and rare card. If Mark still doesn't want it, Wesley will ask Mark to hold on to the card until he can get something better to make a fair trade with.

Deception

Wesley makes up an untrue story about the rare and awesome card that Mark is holding. He tells Mark that it really is not worth that much and that his offer to trade him is actually a really great deal.

What would you do when you want something really bad, but you can't quite have it yet? Lie? Cheat? Steal? Ask? Wait?

What does the Bible say about honesty? Read Proverbs 11:3, and write it out.

Start Here

Scenario 2

Melissa's friends have just bought really beautiful pencil pouches. Melissa's allowance isn't enough to get one yet and it could take a few more weeks to save up. She really wants one sooner so she can be like her friends.

Honor God

Melissa first asks her parents if they will get her one. But her parents say that she already has other pencil pouches and doesn't need to buy more. They suggest that she continue to save up her allowance and learn how to control her spending.

Deception

Melissa knows that her parents will not buy it for her. So she instead sneaks into her mother's purse and takes out a little bit of money every day so she won't notice. She also takes a little bit out of her father's wallet too when he is not looking. In three days, she's able to get enough.



What does Exodus 20:15 say about this situation?

You should not _____.

What about Exodus 20:16?

You should not _____.

Melissa *snuck* into her mother's purse and her father's wallet. This is stealing! Stealing is a sin and against one of the Ten Commandments. Furthermore, sneaking is lying with your actions. Lying is a sin and against one of the Ten Commandments. Even lying with your actions is a sin in the eyes of god.

It is always better to be _____ and _____, without hiding anything in either our actions or our speech. As children of God, we shall honor our parents. When we save up and learn how to control our spending, we are indeed growing _____!

E2 Year 1 Book 2 Lesson 11—Jacob Flees to Laban

Homework Assignment

Name: _____ **Parent signature:** _____ **Date:** _____

Weekly Bible Reading: _____

Bible Reading: Check each box when you complete that day's reading.

Prayer: Check each box after you pray to God that day.

	Sun	Mon	Tue	Wed	Thu	Fri	Sat
Read							
Pray							

What I Learned from the Bible This Week

1. _____

_____

_____

2. _____

_____

_____

Memory Verse

Please write down this week's memory verse. **(Isaiah 41:10)**

_____

Multiple Choice

1. _____ : Isaac blessed Jacob because _____.
   a. He thought it was Esau who had brought him the food.
   b. He always liked Jacob and wanted to bless him instead of Esau.
   c. The second son was supposed to get more blessings than the first son.

2. _____ : Jacob's uncle tricked him by _____.
   a. Giving him half of the money for his work
   b. Giving him Leah when Jacob had asked for Rachel as his wife
   c. Giving him Rachel when Jacob had asked for Leah as his wife

Fill In the Blank

3. Jacob deceived Isaac by wearing Esau's _____ and putting _____ on his neck and hands.
4. In Jacob's dream, he saw a _____ reaching up to heaven and _____ going up and down on it.
5. At the end of the ladder in heaven, the _____ stood by and said to Jacob that his descendants will be like the _____ of the earth.
6. Jacob went to live with his uncle, _____, who had two daughters. His first daughter was _____, who had weak eyes, and his second daughter was _____.

Short Answer

7. The second time Jacob asked for wages from Laban, what did he ask for?

8. How did God bless Jacob while he was working faithfully for his uncle?

9. When Laban discovered that Jacob had secretly fled with his wives, children, and all that he had, what did he do?

10. What does this lesson teach us about the one true God?

Lesson 12



Jacob Goes Back to His Hometown

Objectives

1. To understand that God blessed Jacob abundantly.
2. To learn how Jacob remembered God's guidance and promise.
3. To learn how to ask for forgiveness after offending someone.

Memory Verse

"Behold, how good and how pleasant it is for brethren to dwell together in unity!"

(Psalm 133:1)

Prayer

1. Thank God for gathering us here so that we can worship and learn more about His words.
2. Thank You for the blessings You've given us.
3. Lord, You are almighty and loving; please protect us daily.
4. May God help us focus on this lesson and apply its teachings to our lives.

Overview

1. Jacob journeys home to Canaan
2. A midnight visit, and a blessing
3. Two brothers reunite peacefully
4. Jacob returns to Canaan
5. Linking to the Ten Basic Beliefs—One true God: Our God is a jealous God. We must obey and worship Him only.
7. Life Application
- Bobby the Bully
- Forgiveness

8. Activity—70 Times 7

Background Knowledge for Teachers

Name Change
For Hebrews, a person's name change serves more than the purpose of distinguishing oneself from others. The name is either descriptive of the parents' wishes or prophetic of their personality. In some cases, children get their names for a particular circumstance at the time of birth. It is also popular to give children names that sound like words or ideas for the parents to make a point, as in the naming of Jacob's children. However, it is of even greater significance when God gives a new name to a person (Gen 17:5,15). God marked the establishment of a covenant between Himself and Abraham and Sarah in their names, and we also see a similar promise in the change of Jacob's name to Israel. Not only that, Jacob's name became the name for an entire nation (Gen 35:11).

The Title of "Lord" and "Servant"
The title of "lord" is used as a form of respect, and is also the way a subordinate would address a person of superior rank, such as God, a king, or master. When Jacob called Esau "lord" and himself "servant," he was showing humility before his brother. Likewise, when we call Jesus Christ "Lord," we are showing our humility and respect to Him, and our obedience to His word.

The Hebrew word for "servant" often refers to slaves as well. When a servant speaks to his master, he addresses himself as "your servant" to express his humility and possibly to remind the master of his duty to provide protection when in need. In some cases, the addressing of servant becomes merely a formality, or a polite substitute for "I." Although none of the patriarchs were actually slaves or hired laborers (except Joseph), they each referred to themselves as "servants" when speaking to others, especially to God.

Reaching Out to Your Students

Your students may sometimes have trouble forgiving others when they are offended or hurt. They may feel they deserve an apology. Although that may be true, your students need to understand the importance of forgiveness and being forgiven.

Forgiving others is important to our spiritual lives because God expects us to forgive others if we ask Him to forgive us. Whenever your students do something wrong against God, they may know that they should repent and ask for forgiveness, but they may not understand that they must first forgive others. When Jesus Christ gave His model prayer, He mentioned a condition about forgiveness of our sins: if we want God to "forgive us of our debts," we need to "forgive our debtors."

Opener

5 Minutes

Most, if not all, of your students have most likely offended or hurt other people. Ask your students to share some times when they intentionally or unintentionally hurt others, and what they did to get the other person to forgive them. Try to get them to imagine how the other person must have felt when they were offended.

In addition, ask the students how they felt when someone offended them. Ask them what are some things that others have done to gain their forgiveness.

Remind them that it is not easy to forgive or be forgiven, but as we will soon learn, forgiveness brings about joy and happiness.

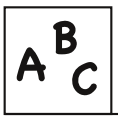

Vocabulary

pacify: to calm someone down; to make peace with someone
distressed: to be anxious or troubled

Bible Discovery & Spiritual Teaching

30-35 Minutes

Jacob Journeys Home

In the last lesson, Jacob was on his way back to his original home. After making a pact with Jacob, Laban returned home. Jacob began his long journey home to be reunited with his brother when two angels of God met him on the way! God was truly showing Jacob how much He cared for him by letting Jacob know that he was not traveling alone, or without help. After seeing the angels, Jacob named the place "Mahanaim," or "double camp," meaning that there was both the camp of his family, and the camp of God's angels in that place.

Let's open our Bibles to Genesis 32, and focus on verses 1-8. Before meeting his brother, Jacob sent messengers ahead of him to his brother Esau in the land of Seir, the country of Edom. He entrusted the messengers not only to inform Esau of his returning home, but also to try to pave a peaceful way home, as Jacob was very worried that Esau was still angry with him. When Jacob's messengers returned, his fears increased when they told him that Esau was coming to meet him...with four hundred men!! So Jacob split his whole group into two companies, thinking, "If Esau comes and attacks one group, the group that is left may escape."

This was not the only thing that Jacob did, though. Let's read what other important action Jacob took when he was in fear, in Genesis 32:9-12. We know that Jacob is a very smart and sometimes devious man, but we can see from this passage that he never forgot this very important thing: to turn to God when he was in trouble.

After praying, he spent the night there, and then he picked out some gifts for his brother Esau.

These are all the presents he picked out:

- 200 female goats
- 20 male goats
- 200 ewes (female sheep)
- 20 rams
- 30 female camels with their young
- 40 cows
- 10 bulls
- 20 female donkeys
- 10 young donkeys

Can you imagine all of these animals? He put them in the care of his servants, each herd by itself, telling each group to travel one at a time. When each met his brother, they were to tell him that their herd was a gift for him, and that Jacob was coming behind them. Why do you think he did this? (To try to gain favor with Esau by presenting him gift after gift. Perhaps even if Esau was still angry and planned on attacking him with his four hundred men, all of these gifts would change his mind.)

For Teachers

Pause the lesson and have the students fill out Bible Discovery Worksheet #1.

Jacob prayed to God when he was afraid and needed protection. We must put all our faith in God when we seek Him, and be reassured that He will never leave or forsake us. Because, after all, God is our strength and protector.

For Teachers

For the following three sections, there are corresponding questions in Bible Discovery Worksheet #2. Encourage the students to fill in the blanks as they follow along the rest of the lesson. The answers are underlined.

A Midnight Encounter

After sending off his presents, Jacob stayed the night in Mahanaim once again. In the middle of the night, though, he woke and took his closest family and servants, and crossed over the nearby ford. He then sent his family ahead of him, leaving Jacob by himself. What happens next is a very momentous occasion in Jewish history. Let's read Genesis 32:24-30 together. [Section 1 answers: "Mahanaim / double camp," "wrestled / God," "hip," and "blessed."]

Why do you think this event is so important? (Jacob's new name became the same name for an entire nation of people.) Long before Jacob was born, God made a promise with Abram, and signified it by renaming him Abraham. Here, God blessed Jacob in the same way, by giving Him a new name. And although Jacob might not have known it at the time, his new name later became the name of whole nation, and this nation became a unique country that had a very special relationship with God. Not only is this is a really amazing display of God's power, but it's also proof that God keeps His promises, even if He made the promise hundreds of years ago! Do you think you'd be able to remember a promise for that long?

Two Brothers Reunite

After this very eventful night, at long last, Jacob met with Esau personally. Seeing the four hundred men with his brother, Jacob grouped up his maidservants with their children in front, with Leah and her children behind, and finally Rachel and himself coming to meet Esau last.

For Teachers

Optional section, if you have time.

Do you remember that Jacob had twelve sons in total?
How many of their names can you think of right now? Who were their mothers?

- Leah: Reuben (the firstborn), Simeon, Levi, Judah, Issachar, and Zebulun.
- Bilhah (Rachel's maidservant): Dan and Naphtali.
- Rachel: Joseph and Benjamin.
- Zilpah (Leah's maidservant): Gad and Asher.

Chronologically, Jacob's children would be listed in the following order: Reuben, Simeon, Levi, Judah, Dan, Naphtali, Gad, Asher, Issachar, Zebulun, (Dinah the only daughter), Joseph, Benjamin*.

*Benjamin was not born while Jacob was working under Laban, but much later, after Jacob had been living in Canaan for some time and eventually returned to Bethel. Rachel died giving birth to Benjamin, and named him Ben-Oni, "son of my sorrow," though Jacob called him Benjamin (Gen 35:16-18).

When he greeted Esau though, he did not greet him as a brother. Let's read how Jacob greeted Esau in Genesis 33:3-11.

What did Jacob do in greeting? He bowed down seven times, called himself "your servant," and insisted that Esau accept the many gifts that he was offering. Even up to the moment he met Esau, Jacob was afraid that his older brother would be angry with him for his past actions, but we can see that Esau greeted Jacob with an embrace and a kiss, while in tears. Despite this promising welcome, Jacob remained humble, even calling his brother "my lord" (vv. 8, 13)! Although they did not treat each other well in the past, Jacob humbled himself to the level of a servant, and through his gifts, did his best to reunite peacefully with his brother. Esau, too, did not make any indication that he thought of Jacob's past deeds, and greeted Jacob as a brother, not as an enemy.

Jacob Returns to Canaan

Jacob had finally returned to his birthplace. Let's read

what he did upon coming near one of the cities his father had lived near (Gen 33:18-20). What two key things did Jacob do? What can we learn from these? Jacob set up his tents outside the city. This is important because no one in the city had the same religious beliefs as he did. **He separated himself and his family from non-believers**. We also have to separate ourselves from the world. The second thing Jacob did was build an altar to God. The fact that it is the very first thing he did means that Jacob **prioritized God first, before anything else**. An altar is also a constant reminder of our covenant with God, of God's existence in our lives, and of our dependence on His power. Building up our own "altars" will bring us closer to God, because it means that we are always thinking of Him when we are at home.

Linking to the Ten Basic Beliefs

2-5 Minutes

One True God
Our God protects and cares for us in so many ways, ways we can't imagine or don't even think of. Everything from the distance and placement of the earth from the sun, to every aspect of our lives. There are many testimonies of church members shouting "Hallelujah!" when they needed protection from God. But one of the most important things we need to do is believe that God will protect us. Jacob prayed, but he was still afraid at first. Sometimes it's difficult to completely put our trust and our lives in God's hands, but we need to always remember that there's nothing to fear when we have this one true God.

Check for Understanding

5 Minutes

1. **Jacob sent messengers to announce his coming to his brother Esau. When the messengers came back, what did they tell Jacob?** Esau was coming to meet him with 400 men.
2. **After Jacob heard what the messengers told him, what did he decide to do?** He split his people into two groups, and then sent many gifts to meet Esau ahead of him.
3. **When God realized that Jacob would not let go, what did He do to Jacob?** He touched the socket of Jacob's hip so that it became out of joint.
4. **After Jacob wrestled with God, what was the new name He gave to Jacob?** Israel.
5. **When the two brothers finally reunited, how did Esau greet Jacob?** He greeted him with a kiss and weeping.

Life Application

10 Minutes

1. Bobby the Bully

Objective: To remind students to rely on God when they are insecure or need protection.

[Hand out Life Application Worksheet #1. Read the story with the students or ask them to quietly read to themselves. After they have finished reading, go over the discussion questions as a class.]

2. Forgiveness

Objective: To remind studentes that forgiving others and asking for forgiveness are both necessary and dependent on each other.

[Hand out Life Application Worksheet #2. Read the story with the students or ask them to quietly read to themselves. After they have finished reading, go over the questions with the students. Guide them in filling in the blanks and completing the worksheet.]

Activity

70 Times 7

10-15 Minutes

Objective: To help the students understand forgiveness.

Materials

- Paper plate, one per student
- Colorful Sharpies or permanent markers
- Plastic eggs, one per student
- White glue/paste
- One bowl
- Small, round birdseed

Pre-Class Preparation

Before class, write 70 x 7 on the sides of the eggs. (This represents the story in Matthew 18:21-35 about how many times should we forgive.) Then write, "Forgive as the Lord forgave you! (Colossians 3:13)," on the paper plate. Put the birdseed into a bowl from which the students can scoop out the seeds. If you want to save time, you can also glue seven seeds to the plastic eggs first for each student before class. Complete one craft beforehand to use as an example during class.

Instructions

1. Have each student glue seven seeds to the plastic eggs. Do this first to give the glue time to dry. Have the students draw pictures of how they might feel when they have been forgiven, or when they forgive others (happy pictures, or simply bright colors).
2. Once their pictures are complete and the glue is dry, have them fill their egg with the birdseed and put on the lid.
3. When finished, show the students how many seeds are in each container by dumping them out onto your own paper plate. Explain to the students how this represents how many times they are to forgive one sin. Are you to forgive someone only 7 times like the number of seeds on the lid? No! They are to forgive 70 times 7. Help the students understand that this means an endless number of times. Encourage them to keep their seeds as a reminder, maybe even planting them with their parents' help at home, so that they can remember that forgiveness never ends as long as there is room to grow.

Homework Answer Key

1. seven
2. hip
3. Israel, God, men
4. True
5. True
6. False; he pitched his tents outside the city.
7. He alone went ahead of everyone to meet Esau.
8. He embraced and kissed Jacob.
9. He camped outside the city and built an altar to God. These are important because we must keep ourselves separate from the world. We have to prioritize God before anything else, and we should build an altar to remind us of God.
10. It teaches us about the one true God. Our God protects and cares for us in so many ways, ways we can't imagine or don't even think of.

Jacob Goes Back to His Hometown

Jacob Journeys Home
In the first chart are some Bible verses about God's protection. Read them and unscramble the words to fill in the blanks. In the second chart, write down which of the verses would best apply to the situation.

Verse	What the verse says about God's protection
Psalm 18:2	God is our _____. **prtocorte**
2 Timothy 4:17-18	God _____ us. **sesnhetrgnt**
2 Thessalonians 3:3	God protects us from _____. **eivl**
1 Corinthians 10:13	God protects us while we are being _____. **tmtdpee**
Psalm 56:9	God protects us from our _____. **misneee**
Psalm 91:3-7	God protects us from _____. **gadern**
Psalm 57:1	God protects us until _____ has passed. **disasret**
Psalm 121:3-8	God is always _____ us. **ptiocrnetg**
Joshua 1:5	God's protection never _____ or forsakes us. **leseva**

Scenario	Which verse would apply to the situation?
A mean bully at school always enjoys sneaking up on you and scaring you. He also likes to trip you when you're walking in the hallways or outdoors.	
Mary is a church member in an African country, and they are currently experiencing a drought with very little water to drink. She, her family, and other church members have managed to get by during the two months because they continue to rely on God and remember His promise of protection.	
A church brother was in New York City during September 11th and close to the buildings that collapsed. Many people died or got hurt that day, but he was reminded of a verse in Psalms about God's wonderful protection.	
Jan, her mother, and her little brother were driving on a stormy night when the cars in front stopped suddenly! Jan's mother yelled out "Hallelujah!" and miraculously the car stopped in time and did not hit anyone or anything.	
Alex and his family were walking back to their apartment and, as they were approaching the front steps to their building, two thieves appeared out of the shadows and pointed a knife at them. They demanded money and any jewelry. But Alex quickly decided to shout "Hallelujah!" and this miraculously scared the evil thieves away.	

Jacob Goes Back to His Hometown

A Midnight Encounter

1. Jacob stayed in the place he called _____, which means "_____."
2. Jacob _____ with _____ for the entire night, until it was dawn.
3. When Jacob refused to let go, God touched the socket of Jacob's _____, and it came out of joint.
4. Jacob would not let go until God _____ him.

Two Brothers Reunite

1. How did Jacob greet Esau?

2. How did Esau greet Jacob?

3. What does this tell us about their attitudes towards each other?

Jacob Returns to Canaan

Upon returning to his homeland, there were two key things that Jacob did. Identify them, and briefly explain what we can learn from each.

a.

b.

Bobby the Bully

Objective: To remind students to rely on God when they are insecure or need protection.

Instructions: Read the story, and then answer the discussion questions.

Jason moved to a new house the summer before starting fourth grade. He soon made friends with Steve, his next-door neighbor who was his age. Steve told him about Bobby who lived about two blocks away from them. Bobby would be in fifth grade in the fall but he could pass for a seventh grader. Everyone called him "Bobby the Bully" because he always picked on kids weaker than him. Steve told Jason that he had given his lunch money to Bobby many times before so that he would not hurt him or make fun of him. Then, one day, as Jason was playing basketball with Steve, he saw Bobby push a boy off his bike and take off with it.

As the summer was ending, Jason grew more and more concerned. Occasionally, he would remember to pray to God about it. He told God about Bobby and how he was afraid of him. Jason also recalled the story about how Daniel was not afraid even when the king ordered the soldiers to throw him into the lions' den. In the end, God protected Daniel by shutting all the lions' mouths. Jason thought to himself: "Surely, God will protect me, too!" However, Jason was still afraid. Then, Jason asked Steve to show him all the places where Bobby normally hung around or passed by every day to get to school so that he could avoid running into him.

Part of trusting in God is **believing** in what you ask of Him. For example, if you pray every day about your struggle and fears, you must believe that God can **help** you. If you have any doubt, then you haven't put all of your trust in God yet. You can always ask God to help give you a **greater faith** in believing in His **power** if you have this problem.

Discussion Questions

1. If you were Jason, what would you do?

2. What are some things that Jason can do to show that he trusts in God's protection?

3. If you know of a bully in your school, what can you do to show you trust in God's power?

Forgiveness

Objective: To remind students that forgiving others and asking for forgiveness are both necessary and dependent on each other.

Instructions: Read the story below first, before answering the questions that follow.

During a 6th grade science experiment, Rick's partner Perry accidentally dropped a glass beaker, shattering it. The teacher came over and asked who did it and what happened. Because Perry wasn't friends with Rick, he didn't care, so he blamed the whole thing on Rick saying that he made him drop it. Rick was angry, of course, but Perry was really good at lying and convinced the teacher. A lot of people actually avoided Perry because of this. Perry didn't really have any friends. The teacher ended up believing Perry and thus took five points off Rick's assignment grade.

Two months later, Perry was out sick for three days and so in the morning, his teacher asked Rick to pick up Perry's homework at the end of the day and bring it to Perry's house, since they lived a block away from each other. At first Rick thought, "After what Perry did to me last time, why would I do a favor for him?! I'll just make up an excuse at the end of the day and not bring it to Perry so that he'll fall behind on his schoolwork—that'll show him." But later in the day, he realized that this is wrong. He had just learned in RE class that past week about not taking revenge on others, and about how, above all else, we must show forgiveness if we want God to forgive us too. So Rick still brought the homework to Perry that afternoon.

Perry was surprised to see Rick show up at his door with the homework. For the first time, Perry felt sorry for what he had done to Rick. When Perry finally went back to school, he invited Rick back to his house to play. Over time, the two even became good friends.

We learned today that Esau forgave his brother Jacob, and Jacob held nothing against Esau for wanting to kill him. Today, if we can forgive others, God will forgive us, too. It's even part of the Lord's prayer: "forgive us our debts, as we forgive our debtors." We are saying, "God, forgive us of our sins that we have committed against You, just as we have forgiven those who have offended us."

1. What does the Bible tell us about forgiveness? Read Matthew 18:21-22 and Luke 17:3-4. What does "seventy times seven" mean?

It means an unlimited number of times. We should always _____ others, without counting the number of times we do.

2. Why should we forgive others? Read what Paul says in Ephesians 4:32.

We should forgive others because _____.

3. What are the benefits of forgiving? Read Mark 11:25-26.

Forgiving others is necessary for _____.

4. Spiritual cleansing. Read James 5:15-16.

James says that the elders of the church should pray over those who are sick and the Lord will make them well, adding, "And if he has committed _____, he will be _____."

5. Examples of forgiveness in the Bible
Read the verses and write down the person who was doing the forgiving.



- Genesis 33:4-15 _____
- Genesis 45:8-15 _____
- Numbers 12:1-13 _____
- 2 Samuel 19:18-23 _____
- 1 Kings 1:52-53 _____
- Luke 23:34 _____
- Acts 7:59-60 _____
- 2 Timothy 4:16 _____

6. Read Matthew 6:12.
Write out this verse, which is a part of the Lord's prayer.

Tips to help you forgive

- Make a resolution to _____ others (Luke 17:3-5).
- Do not seek revenge or repay _____ for _____. Let God handle it in His perfect way (1 Peter 3:9).
- Ask Jesus to help you release the anger inside you (Ephesians 4:26-27, 31).
- Pray for a forgiving heart and remind yourself about what the Bible says about the subject.
- _____ for those who have hurt you (Matthew 5:44).

Jacob Goes Back to His Hometown

Jacob Journeys Home
In the first chart are some Bible verses about God's protection. Read them and unscramble the words to fill in the blanks. In the second chart, write down which of the verses would best apply to the situation.

Verse	What the verse says about God's protection
Psalm 18:2	God is our _*protector*_. **prtocorte**
2 Timothy 4:17-18	God _*strengthens*_ us. **sesnhetrgnt**
2 Thessalonians 3:3	God protects us from _*evil*_. **eivl**
1 Corinthians 10:13	God protects us while we are being _*tempted*_. **tmtdpee**
Psalm 56:9	God protects us from our _*enemies*_. **misneee**
Psalm 91:3-7	God protects us from _*danger*_. **gadern**
Psalm 57:1	God protects us until _*disaster*_ has passed. **disasret**
Psalm 121:3-8	God is always _*protecting*_ us. **ptiocrnetg**
Joshua 1:5	God's protection never _*leaves*_ or forsakes us. **leseva**

Scenario	Which verse would apply to the situation?
A mean bully at school always enjoys sneaking up on you and scaring you. He also likes to trip you when you're walking in the hallways or outdoors.	*(Psalm 56:9)*
Mary is a church member in an African country, and they are currently experiencing a drought with very little water to drink. She, her family, and other church members have managed to get by during the two months because they continue to rely on God and remember His promise of protection.	*(Psalm 57:1)*
A church brother was in New York City during September 11th and close to the buildings that collapsed. Many people died or got hurt that day, but he was reminded of a verse in Psalms about God's wonderful protection.	*(Psalm 91:3-7)*
Jan, her mother, and her little brother were driving on a stormy night when the cars in front stopped suddenly! Jan's mother yelled out "Hallelujah!" and miraculously the car stopped in time and did not hit anyone or anything.	*(Psalm 18:2)*
Alex and his family were walking back to their apartment and, as they were approaching the front steps to their building, two thieves appeared out of the shadows and pointed a knife at them. They demanded money and any jewelry. But Alex quickly decided to shout "Hallelujah!" and this miraculously scared the evil thieves away.	*(2 Thessalonians 3:3)*

Forgiveness

Objective: To remind students that forgiving others and asking for forgiveness are both necessary and dependent on each other.

Instructions: Read the story below first, before answering the questions that follow.

During a 6th grade science experiment, Rick's partner Perry accidentally dropped a glass beaker, shattering it. The teacher came over and asked who did it and what happened. Because Perry wasn't friends with Rick, he didn't care, so he blamed the whole thing on Rick saying that he made him drop it. Rick was angry, of course, but Perry was really good at lying and convinced the teacher. A lot of people actually avoided Perry because of this. Perry didn't really have any friends. The teacher ended up believing Perry and thus took five points off Rick's assignment grade.

Two months later, Perry was out sick for three days and so in the morning, his teacher asked Rick to pick up Perry's homework at the end of the day and bring it to Perry's house, since they lived a block away from each other. At first Rick thought, "After what Perry did to me last time, why would I do a favor for him?! I'll just make up an excuse at the end of the day and not bring it to Perry so that he'll fall behind on his schoolwork—that'll show him." But later in the day, he realized that this is wrong. He had just learned in RE class that past week about not taking revenge on others, and about how, above all else, we must show forgiveness if we want God to forgive us too. So Rick still brought the homework to Perry that afternoon.

Perry was surprised to see Rick show up at his door with the homework. For the first time, Perry felt sorry for what he had done to Rick. When Perry finally went back to school, he invited Rick back to his house to play. Over time, the two even became good friends.

We learned today that Esau forgave his brother Jacob, and Jacob held nothing against Esau for wanting to kill him. Today, if we can forgive others, God will forgive us, too. It's even part of the Lord's prayer: "forgive us our debts, as we forgive our debtors." We are saying, "God, forgive us of our sins that we have committed against You, just as we have forgiven those who have offended us."

1. What does the Bible tell us about forgiveness? Read Matthew 18:21-22 and Luke 17:3-4. What does "seventy times seven" mean?

It means an unlimited number of times. We should always *forgive* others, without counting the number of times we do.

2. Why should we forgive others? Read what Paul says in Ephesians 4:32.

We should forgive others because *God has forgiven us*.

3. What are the benefits of forgiving? Read Mark 11:25-26.

Forgiving others is necessary for *our own forgiveness*.

4. Spiritual cleansing. Read James 5:15-16.

James says that the elders of the church should pray over those who are sick and the Lord will make them well, adding, "And if he has committed *sins*, he will be *forgiven*."

5. Examples of forgiveness in the Bible
Read the verses and write down the name of the person who was doing the forgiving.

- Genesis 33:4-15 *Esau and Jacob*
- Genesis 45:8-15 *Joseph*
- Numbers 12:1-13 *Moses*
- 2 Samuel 19:18-23 *David*
- 1 Kings 1:52-53 *Solomon*
- Luke 23:34 *Jesus*
- Acts 7:59-60 *Stephen*
- 2 Timothy 4:16 *Paul*

6. Read Matthew 6:12.
Write out this verse, which is a part of the Lord's prayer.

"*And forgive us our debts, as we forgive our debtors.*"

Tips to help you forgive

- Make a resolution to forgive others (Luke 17:3-5).
- Do not seek revenge or repay evil for evil. Let God handle it in His perfect way (1 Peter 3:9).
- Ask Jesus to help you release the anger inside you (Ephesians 4:26-27, 31).
- Pray for a forgiving heart and remind yourself about what the Bible says about the subject.
- Pray for those who have hurt you (Matthew 5:44).

E2 Year 1 Book 2 Lesson 12—Jacob Goes Back to His Hometown

Homework Assignment

Name: _____ **Parent signature:** _____ **Date:** _____

Weekly Bible Reading: _____

Bible Reading: Check each box when you complete that day's reading.

Prayer: Check each box after you pray to God that day.

	Sun	Mon	Tue	Wed	Thu	Fri	Sat
Read							
Pray							

What I Learned from the Bible This Week

1. _____

_____

_____

2. _____

_____

_____

Memory Verse

Please write down this week's memory verse. **(Psalm 133:1)**

_____

Fill In the Blank

1. Before Jacob went up close to Esau, he bowed down to the ground _____ times to show his respect to Esau.
2. As the Man was wrestling with Jacob, He saw that He could not win over Jacob, so the Man touched the socket of Jacob's _____.
3. After Jacob wrestled with God, He said to him: "Your name will no longer be Jacob, but _____, because you have struggled with _____ and with _____ and have overcome."

True or False

4. Jacob thought that Esau still hated him and was coming to kill him. _____
5. Jacob remembered to pray to God about his meeting with Esau and what was troubling him. _____
6. Jacob settled inside the city, Shechem, upon returning home to Canaan. _____

Short Answer

7. What did Jacob do when he lifted up his eyes and saw Esau coming with his 400 men?

8. When Esau saw his brother Jacob, who had tricked him two times before, what did he do?

9. When Jacob finally settled down in Canaan, what were two key actions of his, and why are these important to us?

10. Which of the Ten Basic Beliefs does this lesson teach us about? Name it and explain.

Review

Teachers can reference this lesson to give them some ideas about questions to ask during a review lesson. The review can be in any format: a standard written quiz, a Jeopardy style game, a board game, etc. The important thing is to give the students a chance to review all the things they have learned in the past quarter. You can draw your review questions from the **Check for Understanding** sections in each lesson, as well as the **homework assignments**. Remember to include some **life application questions** to allow the students to apply what they have learned to their lives.

Answer Key

Match the Days of Creation
The first day, God created light.
The second day, God created the sky and water.
The third day, God created land, seas, and vegetation.
The fourth day, God created the sun, moon, and stars.
The fifth day, God created sea creatures and birds.
The sixth day, God created land animals and man.
The seventh day, God rested on and blessed this day.

Jacob's Journey
7, 8, 2, 3, 10, 5, 1, 9, 6, 4

Memory Verse Fill In the Blank

1. heart, mind
2. praise, created
3. obey, heed
4. good, pass
5. believed, righteousness
6. needs, hospitality
7. follow, testify
8. faithful, mercy
9. glad, rejoice
10. Bearing, forgave
11. strengthen, uphold
12. dwell, unity

Short Answer and Life Application

1. God is: omnipotent/all-powerful, omnipresent/exists everywhere, and omniscient/all-knowing. He can help us overcome any obstacle whenever and wherever we are. For that reason, He is simultaneously a teacher, a parent, and a friend to us.

2. It is important because when we follow God's teachings, God will give us strength and guide us onto the right path. Furthermore, God's blessing will also be with us when we follow God's teachings. "To obey is better than sacrifice" (1 Sam 15:22b).

3. Abraham brought water for their feet so that they could wash them. Additionally, he made bread, prepared a tender calf, and brought butter and milk for them to eat and drink. It is important for us to practice hospitality, because the Bible teaches us that we are all one family of brothers and sisters. Showing hospitality is one way that we can show God's love, and for that, we will be blessed.

4. We should pray for our people and run from sin. When we know of others that need help, we should remember to pray (intercede) for them, as Abraham interceded for the people of Sodom and Gomorrah. Furthermore, when we know that we are in a sinful environment or in a place with many temptations, we should flee from that place so that we do not stumble and commit sins.

5. Isaac didn't doubt; he didn't question his father nor kick, scream, or struggle. We can learn that we should always obey our parents when they ask us to do something. We should not tell them, "I don't want to do it now. I'll do it later," or complain.

6. He let them have his wells. He was gentle and had self-control. He made peace. He did not repay evil with evil, but with good. We must try our best to be peacemakers, and show gentleness and self-control when we encounter conflicts.

Match the Days of Creation

Instructions: Match the day of creation to what happened on that day.

The first day	God created sea creatures and birds.
The second day	God created land, seas, and vegetation.
The third day	God created land animals and man.
The fourth day	God created light.
The fifth day	God rested on and blessed this day.
The sixth day	God created the sun, moon, and stars.
The seventh day	God created the sky and water.

Jacob's Journey

Instructions: Starting from 1, number the events in the order that they happened.

_____ Jacob wrestles with a Man, who gives him the new name "Israel".

_____ The Lord commands Jacob to return to his hometown.

_____ Jacob tricks Isaac into giving him the blessing of the firstborn.

_____ Jacob leaves his home and flees to his Uncle Laban's.

_____ Jacob returns to Canaan, pitches his tent outside the city, and sets up an altar to God.

_____ Jacob sets up a pillar, pours oil on it to make it holy, and names the place Bethel.

_____ Esau sells his birthright to Jacob.

_____ Jacob and Esau reunite as brothers, not enemies.

_____ Laban tricks Jacob into marrying Leah; Jacob later marries Rachel.

_____ Jacob dreams of a ladder that reaches up to heaven.

Memory Verse Fill In the Blank

Instructions: Complete the memory verses by filling the blanks in with the missing words.

pass	testify	praise	forgave	unity	heed
bearing	heart	righteousness	dwell	needs	rejoice
believed	strengthen	follow	hospitality	good	glad
obey	uphold	faithful	mind	mercy	created

1. Jesus said to him, "You shall love the Lord your God with all your _____, with all your soul, and with all your _____." This is the first and great commandment. (Matthew 22:37-38)

2. Let them _____ the name of the Lord, for He commanded and they were _____. (Psalm 148:5)

3. Behold, to _____ is better than sacrifice, and to _____ than the fat of rams. (1 Samuel 15:22b)

4. Not a word failed of any _____ thing which the Lord had spoken to the house of Israel. All came to _____. (Joshua 21:45)

5. And he _____ in the Lord, and He accounted it to him for _____. (Genesis 15:6)

6. Distributing to the _____ of the saints, given to _____. (Romans 12:13)

7. You shall not _____ a crowd to do evil; nor shall you _____ in a dispute so as to turn aside after many to pervert justice. (Exodus 23:2)

8. Therefore know that the Lord your God, He is God, the _____ God who keeps covenant and _____ for a thousand generations with those who love Him and keep His commandments. (Deuteronomy 7:9)

9. Let your father and your mother be _____, and let her who bore you _____. (Proverbs 23:25)

10. _____ with one another, and forgiving one another, if anyone has a complaint against another; even as Christ _____ you, so you also must do. (Colossians 3:13)

11. Fear not, for I am with you; be not dismayed, for I am your God. I will _____ you, yes, I will help you, I will _____ you with My righteous right hand. (Isaiah 41:10)

12. Behold, how good and how pleasant it is for brethren to _____ together in _____! (Psalm 133:1)

Short Answer and Life Application

Instructions: Answer the questions.

1. What are the three major attributes of God? Since He is all these, what kinds of roles does God play in your life and why?

2. When God told Noah to build the ark, he obeyed God without questioning, even though the people around him were against him. Why is it important for us to follow God's teachings, even when our friends are not?

3. When Abraham saw three visitors near his house, he went to receive them. What did he do when he received them? Likewise, why is it important for us to practice hospitality?

4. Abraham plead for the people of Sodom and Gomorrah six times. What can we learn from his pleas? Furthermore, what we can learn from Lot's escape?

5. When Abraham was about to sacrifice Isaac, how did Isaac show his obedience? What can we learn from Isaac about obedience?

6. When the herdsmen of Gerar kept taking Isaac's wells, how did Isaac handle the conflict? Name three characteristics you can learn from Isaac.

And he believed in the Lord, and He accounted it to him for righteousness.

Genesis 15:6

Wonderful Grace of God

Elementary 2

Year 1 Book 2

General Assembly of True Jesus Church
21225 Bloomfield Avenue
Lakewood, CA 90715 USA