Lesson 8

The Passover

Objectives

1. To understand the connection between Passover and the last supper of Christ.
2. To understand the spiritual significance of Passover and Holy Communion.
3. To learn to put on a new self and lead a new life.

Memory Verse

"This is My body which is given for you; do this in remembrance of Me."

(Luke 22:19b)

Prayer

1. We thank God for gathering us here so that we can worship and learn more about His word.
2. Jesus, we thank You for shedding Your blood for our sins.
3. Lord, please help us to understand the spiritual teachings of Passover.
4. May God help us focus on this lesson and apply its teachings to our lives.

Overview

1. **Passover Instructions**
   - Unleavened Bread
   - Perfect Lamb
   - Bitter Herbs
2. **Christ, the Passover Lamb**
3. **The Passover Lamb had to be without blemish**
4. **Passover Lamb must be slain**
5. **The Meaning of the Holy Communion**
6. **Partaking of the Holy Communion**
7. **Linking to the Ten Basic Beliefs—**Holy Communion
   - The Passover has become the Holy Communion
8. **Life Application**
   - A New Self (Part 1): To learn to put on a new self and lead a new life.
   - A New Self (Part 2): The Armor of God
9. **Activity—**Making Unleavened Bread

Background Knowledge for Teachers

Passover centered on God's salvation through the blood of the sacrificial lamb. It is significant that the first Holy Communion took place during the Passover meal. When the Lord took the bread, saying, "this is My body" and the cup, saying, "this is My blood," He was telling us that He was the Passover Lamb.

Salvation is possible because "Christ, our Passover lamb, has been sacrificed" (1 Cor 5:7b NIV). Every Communion gives us another chance to behold "the Lamb of God who takes away the sin of the world" (Jn 1:29).

So, we keep proclaiming the Lord's death until He comes, when we will join the thousands upon thousands to sing this song: "Worthy is the Lamb who was slain to receive power and riches and wisdom, and strength and honor and glory and blessing!" (Rev 5:12).

Reaching Out to Your Students

Until now, Holy Communion may have simply been a habit for your baptized students, with no real meaning behind it. At this age, however, they should begin to learn the reasons behind the sacrament so that it is no longer simply a meaningless ritual. Teach them about the history of Holy Communion—how it evolved from Passover during the Israelites' delivery from Egypt, to the sacrifice of Jesus, to Holy Communion that we have today so that, in the end, we could be blessed with eternal life. It isn't just a ritual; it is proof of God's grace and everlasting love.

Opener

5 Minutes

After Joseph saved Egypt from starvation (Gen 41), the Israelites continued to live in Egypt as guests. Eventually, the Egyptians forgot about Joseph and enslaved the Israelites for hundreds of years (Ex 1:6-14). The Book of Exodus explains how God freed His people from Egypt.

Last week, we talked about the different plagues that God sent on the Egyptians. Moses and Aaron had come before Pharaoh many times to ask him to let the Israelites leave, but he would not listen.

In total, God sent ten plagues. How many of the plagues can you remember? What were some of these plagues? [Call on three or four students, and list the answers on the board.] The plagues included water turning to blood, frogs, lice, flies, death of livestock, boils, hail, locusts, and darkness. The tenth plague was the death of all the Egyptian firstborn children and animals. The firstborn is the first son. Why would God send these plagues on Egypt? God sent the plagues to show His power, to judge against the Egyptian idols, and to convince Pharaoh to let His chosen people go.

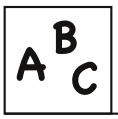

Vocabulary

atonement: the reconciliation or re-establishment of the relationship between God and humans

Bible Discovery & Spiritual Teaching

30-35 Minutes

Because of the hardness of Pharaoh's heart, God punished Egypt with the ten plagues. The nation paid for Pharaoh's stubbornness. During the last plague, God killed all the Egyptian firstborn. God gave His people a way to escape the destruction: the blood of a perfect lamb could take the place of the firstborn in the family. God gave Moses very special instructions to follow the night that God's punishment passed over the Israelites' homes (Ex 12).

Passover Instructions

In preparation for the last plague, God directed Moses to establish the Passover feast. The feast was to occur while an angel sent by God killed the firstborn in every family. The term "Passover" refers to the fact that every family that participated in the Passover feast would be "passed over" and no one would die in their home or among their cattle (Ex 12:23-32). As part of the feast, each Jewish family had to put the blood of a lamb on the doorposts of their house (Ex 12:23-27).

1. **Unleavened Bread (Ex 12:14-20)**
   The Passover feast started with the removal of leaven, also known as yeast, from the home. The house was to be cleaned from top to bottom and anything containing yeast was eaten or thrown away. In Jewish households today, the evening before Passover, the father of the house takes the traditional cleaning items—a feather, a wooden spoon, and a bag—and searches the house for any specks of leaven that might have been missed. Then, they eat only unleavened bread, or *matzah*, for the next seven days of the feast. Yeast is removed because it is a symbol of sin (1 Cor 5:8); unleavened bread (bread without yeast) was symbolic of a sinless life.

2. **Perfect Lamb (Ex 12:2-9)**
   The Passover lamb was to be perfect; it must be without fault or defect. The slaughter of the lamb was a sacrifice made in place of those living in the home. When the angels saw the blood from the sacrifice on the

the doorposts, they passed over that home.

3. Bitter Herbs (Ex 12:8)
The bitter herbs, or *maror*, typically included horseradish, salt, and green onions. The bitter herbs were a reminder to the Israelites of the bitterness of slavery and suffering in Egypt. [You may want to prepare some images of the horseradish plant.]

Christ, the Passover Lamb
Jesus Christ came and died for our sins. Although we don't celebrate Passover, we do partake of a sacrament that is the New Testament version of Passover. Do you know what this is? It is now the Holy Communion that our church holds.

Passover was a reminder to the Israelites of their deliverance from slavery. Likewise, Holy Communion is a reminder to us of our deliverance from sin through Jesus' sacrifice. We can be delivered from the bondage of sin when we believe in Jesus Christ and ask Him to forgive our sins.

Do you know what being under the "bondage of sin" means? It means to be a captive and slave of sin. When we had been under the bondage of sin, we couldn't enter heaven once we died. But, as the Passover lamb saved the Israelites from death, Jesus' sacrifice delivered us from death! Jesus became our Passover lamb (1 Cor 5:7b). Every Communion gives us another chance to behold "the Lamb of God who takes away the sin of the world" (Jn 1:29).

Characteristics of the Passover Lamb

1. The Passover Lamb had to be without blemish.
The Passover Lamb must be perfect without any blemish or fault of any kind (Ex 12:5). Nothing but a perfect sacrifice could satisfy the requirements of a holy and righteous God (Lev 22:21-22). It has to be perfect to be accepted.

The apostle Peter knew the perfect Lamb in life and wrote that we "were not redeemed with corruptible things, like silver or gold, from your aimless conduct received by tradition from your fathers, but with the precious blood of Christ, as of a lamb without blemish and without spot" (1 Pet 1:18-19).

Christ was sinless. Anyone who had sin in his life could not make atonement for anyone else's sins. [See vocabulary section for "atonement."] God can only be satisfied with a holy and pure sacrifice. The word for "unblemished," or "without blemish," is used to describe a sacrifice that is perfect or spotless and a person who is morally without any fault (Mt 27:4, 19, 24; Jn 18:38; Lk 23:41).

2. It was necessary for the Passover lamb to be slain.
"Then the whole assembly of the congregation of Israel shall kill it at twilight" (Ex 12:6). The lamb's blood was taken and put on the doorposts of the house where the Israelites dwelled. Without the sprinkling of blood, that household would not have been saved.

At Jesus' trial before Pilate, the people shouted, "Let Him be crucified!" That was the common consent of the whole congregation of Israel (Mt 27:22-23). Jesus stood in the place of every sinner.

Jesus' punishment and death brings forgiveness and salvation to every individual who believes in Him as their Savior and is baptized properly. "And according to the law almost all things are purified with blood, and without shedding of blood there is no remission" (Heb 9:22; Cf. Mk 15:6-15; Jn 1:29, 36).

"For indeed Christ, our Passover, was sacrificed for us" (1 Cor 5:7b). Jesus gave Himself as a ransom for our sins. The ransom was the precious blood of Jesus. Jesus' blood is God's blood (Acts 20:28). He paid a high price for our sins.

Passover was to be celebrated every year as a remembrance of God's deliverance of Israel out of Egypt (Ex 12:14, 42). Every year, each Jewish family would focus on this meal and the meaning of each part of the meal. At least once a year, every family in Israel remembered what God did to save His people from the Egyptians.

The Meaning of the Holy Communion
Today, because Jesus already sacrificed Himself for us, we no longer need to offer a sacrifice for our sins. However, Jesus commanded us to do as He did during the last supper—to partake of the Holy Communion. This sacrament represents several concepts that we must remember when partaking of it.

Oneness—The "one bread" used in Holy Communion signifies that Jesus has only ONE body and that all the believers are members of that one body. Therefore, when we partake of the bread during Holy Communion, we are participating in the body of Christ. Eating this bread demonstrates the unity and fellowship with the Lord Jesus and with other believers.

Purity—The "unleavened bread" represents the holiness of Jesus. It is a reminder that the Church, as the body of Christ, must strive to be holy and blameless. We must keep our thoughts, speech, and daily conduct pure.

Covenant—The cup we receive is the cup of the new covenant established by the blood of Christ. This new covenant is a sign that we have become God's chosen people through Jesus Christ and that we are to abide by

His commandments.

Proclaim the Lord's death—We continue to proclaim the Lord's death through Holy Communion until the Second Coming of Christ. This means that we continue to remember that Jesus Christ died for our sins, resurrected, and will return for us.

Partaking of Holy Communion
Method—The elements of Holy Communion consist of one piece of unleavened (made without yeast) bread and grape juice. The church ministers administering the sacrament give thanks for the bread in the name of the Lord Jesus Christ, break it, and distribute the pieces among the members, who each pray in silence in solemn reflection before eating it. The grape juice is also received in a like manner. All the unleavened bread and grape juice must be consumed on the same day.

Participants—To partake of Holy Communion, we need to have been cleansed through water baptism and must not have committed any serious sin. Holy Communion is to be received in a thoughtful and worthy manner. During Communion, we should examine ourselves, repent of our sins, and set aside any grudges that we have against others.

With the presence of the Holy Spirit, the bread and juice used during the Communion become the spiritual flesh and blood of Jesus. Jesus said that by eating this "spiritual food" and drinking this "spiritual drink" (1 Cor 10:3-4), we share the life of Jesus Christ. Our communion with Jesus Christ through the sacrament keeps us from becoming weary or thirsty on our heavenly journey. And on the last day, Jesus Christ will resurrect us and give us everlasting life.

For Teachers

Work together with the students on the two Bible Discovery worksheets. The answers are located next to the Homework Answer Key.



Linking to the Ten Basic Beliefs

2-5 Minutes

Holy Communion

The Sacrament of Holy Communion is our version of Passover. It is a sacrament that commemorates the death of the Lord Jesus Christ, and it reminds us that Jesus was sacrificed in order to save us from our sins. It enables Christians to partake of the flesh and blood of our Lord and to be in communion with Him so that they can have eternal life and be raised on the Last Day. This sacrament is to be held frequently, and each time, only one piece of unleavened bread and grape juice shall be used (1 Cor 5:6-8; 10:17; 11:26; Jn 6:53-56; Mk 14:24-25).

Check for Understanding

5 Minutes

1. **What is the equivalent of Passover that we observe today?** It is Holy Communion.
2. **Why must the bread be baked without yeast? What does yeast represent?** The bread is Jesus' body. Jesus is sinless, so the bread must be sinless. Yeast represents sin, so the bread used for Holy Communion must be without yeast.
3. **Who is the Passover lamb today?** Jesus Christ is the Passover Lamb.
4. **What is the significance of eating bitter herbs?** To remind the Israelites of the bitterness of slavery in Egypt.
5. **How and why is Jesus Christ the Passover lamb?** The Lamb must be perfect, without blemish. Christ is perfect and sinless. This is why He could die and pay the price for our sins.
6. **Why do we use grape juice and not wine?** Wine is fermented and contains yeast, which represents sin.
7. **What three concepts does Holy Communion represent?** Oneness, purity, covenant; it represents the oneness among members, the purity of the body of Christ, and the new covenant established by the blood of Jesus Christ.
8. **Why do we need to have been cleansed through water baptism before partaking of Holy Communion?** Our sins must be washed away before we can be one with Jesus, who is holy.
9. **How do we proclaim the Lord's death until He comes again?** We preach His gospel and salvation good news to others.

Life Application

10 Minutes

1. A New Self

Objective: To learn to put on a new self and lead a new life.

"This month shall be your beginning of months; it shall be the first month of the year to you" (Ex 12:2).

Each Passover feast marked a new year and a new beginning for the Israelites.

For us today, every Christian is a new creation.

"Therefore, if anyone is in Christ, he is a new creation; old things have passed away; behold, all things have become new" (2 Cor 5:17).

[Ask the students to fill in the "Old Self" and "New Self" chart. Then, continue by reading the stories with the students and guiding them to fill in the blanks in the second section.]

Colossians 3:9: "Do not lie to one another, since you have put off the old man with his deeds."

2 Timothy 4:2: "Preach the word! Be ready in season and out of season. Convince, rebuke, exhort, with all longsuffering and teaching."

Proverbs 4:23: "Keep your heart with all diligence, for out of it spring the issues of life."

Romans 12:2: "And do not be conformed to this world, but be transformed by the renewing of your mind, that you may prove what is that good and acceptable and perfect will of God."

2. The Armor of God

After we take off our old self, we must put on a new self. But what is this "new self" that are supposed to put on? The Bible tells us what we should put on: the armor of God.

Read Ephesians 6:10-17. **What do we need armor for?**

Ephesians 6:12 tells us clearly that the battle with Satan and worldly things is spiritual, and, therefore, no weapons of this world can be used against it.

How is it that we, as Christians, are expected to withstand these pressures from Satan and the world and not be defeated? How can we emerge victorious?

The answer lies not in ourselves, but in an almighty and unbeatable defense: the armor of God.

Ephesians 6:13 tells us that when we take up the armor of God, we will be able to stand victoriously, regardless of Satan's plans and strategies. But, before we can put on the armor of God, we need to *take off the world*. We need to throw it away. This means that we cannot follow the world. We are the chosen ones of God, spiritual Israelites. Throughout our lives, we will encounter and make friends with many different people. Some will pressure us and try to lead us to do things against God's commands, such as lying, cheating, disobeying our parents, skipping Sabbath, etc. We need to rely on God to resist these things and "take off" the world. *Then*, we can put on the armor of God.

The armor of God tells us about the kinds of actions we need to take in our spiritual lives. Paul set the scene for us: we are fighting a war, and it's going to be tough. But, with the armor of God, we can win!

[Ask the students to label the picture of the pieces of the armor of God.]

HOMEWORK ANSWER KEY

1. blood, lamb
2. Jesus Christ
3. memorials
4. sacrament
5. Yeast represents sin, and since the bread is the body of Christ, it must be baked without yeast.
6. Grape wine is fermented and therefore contains yeast.
7. To remind the Israelites of the bitterness of slavery in Egypt.
8. Christ, the perfect Lamb, paid for our sins by dying on the cross and shedding His blood for us.
9. A
10. When we receive water baptism, our sins are washed away. We are no longer sinners.
11. We preach His gospel and salvation good news to others.

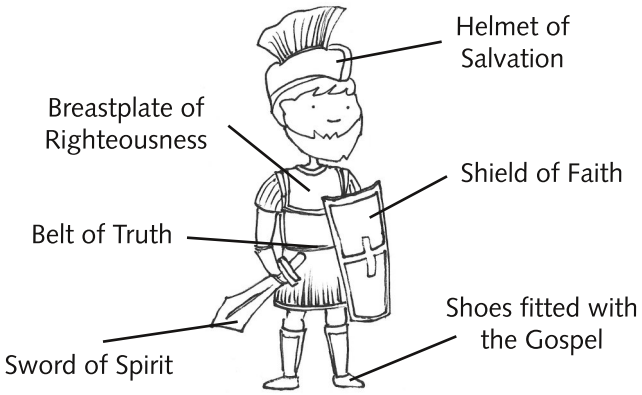

BIBLE DISCOVERY WORKSHEETS ANSWER KEY

Comparing Passover and Holy Communion

1. ordinance, received
2. foreigner, unworthy
3. house, wait
4. memorial, remembrance
5. forever, often
6. whole, whole
7. lamb, Jesus Christ
8. bones, legs

Steps to Take for Passover

1. lamb
2. blood
3. unleavened bread
4. bitter herbs

Activity

Unleavened Bread

10-15 Minutes

Objective: To allow the students to understand the process of making unleavened bread.

Ingredients

- 2 cups flour (whole or white)
- 1 cup boiling water
- 1 cup of cold water

Materials

- Rolling pin
- Mixing bowl
- Plate
- Frying pan
- Pitcher
- Parchment paper
- Stove
- Paper towel or Ziploc bag

Instructions

1. Mix the boiling water with the cold water in a pitcher or container.
2. Pour the flour into a mixing bowl. Pour in half of the lukewarm water into the flour and mix well. Gradually add more water to form the dough, but be careful not to make it too dry or too sticky.
3. Knead the dough with your hands for five to ten minutes, until it is smooth and not sticky.
4. Form the dough into a ball. Cover the dough with a wet paper towel, or place it in a Ziploc bag and seal it.
5. Let the dough sit for about 10-15 minutes. [Teacher: While the dough is resting, discuss with the students about the significance of unleavened bread.]
6. Retrieve the dough and place it on the parchment paper. Flatten the dough with a rolling pin into a circle about ¼" thick.
7. Heat up the frying pan on the stove. When the pan is hot, place the dough on the pan. Do not add salt or oil to the bread. Turn the heat down to low and allow the bread to cook evenly on each side.
8. You may cover the pan five minutes at a time to speed up the process. Check to see if the dough has been cooked completely.
9. Transfer the cooked bread onto a plate and allow it to cool.

Note: If the students want to be involved in making the dough, the teacher can start the kneading and then divide the dough up for the students to finish making their own piece of unleavened bread. Cook the small pieces of bread together in the pan.

Comparing Passover and Holy Communion

A comparison of Passover in the Old Testament and Holy Communion in the New Testament.

Read each verse and fill in the blanks.

	The Passover in the Old Testament	How Jesus demonstrated it in the New Testament
Established by the Lord	**Ex 12:43** "And the Lord said to Moses and Aaron, 'This is the _____ of the Passover: No foreigner shall eat it.	**1 Cor 11:23** "For I _____ from the Lord that which I also delivered to you: that the Lord Jesus on the same night in which He was betrayed took bread."
No unworthy person is to eat of it	**Ex 12:43-45** "No _____ shall eat it. But every man's servant who is bought for money, when you have circumcised him, then he may eat it. A sojourner and a hired servant shall not eat it."	**1 Cor 11:27** "Therefore whoever eats this bread or drinks this cup of the Lord in an _____ manner will be guilty of the body and blood of the Lord."
Must be eaten together	**Ex 12:46-47** "In one _____ it shall be eaten; you shall not carry any of the flesh outside the house, nor shall you break one of its bones. All the congregation of Israel shall keep it."	**1 Cor 11:33-34a** "Therefore, my brethren, when you come together to eat, _____ for one another. But if anyone is hungry, let him eat at home, lest you come together for judgment."
The Passover meal is a memorial supper	**Ex 12:14** "So this day shall be to you a _____; and you shall keep it as a feast to the Lord throughout your generations. You shall keep it as a feast by an everlasting ordinance."	**1 Cor 11:24** "When He had given thanks, He broke it and said, 'Take, eat; this is My body which is broken for you; do this in _____ of Me.'"
How long to observe	**Ex 12:24** "And you shall observe this thing as an ordinance for you and your sons _____."	**1 Cor 11:26** "For as _____ as you eat this bread and drink this cup, you proclaim the Lord's death till He comes."
The entire congregation must partake of it	**Ex 12:6** "Now you shall keep it until the fourteenth day of the same month. Then the _____ assembly of the congregation of Israel shall kill it at twilight."	**Rom 3:21-26** When we partake of Holy Communion, it is important that the _____ congregation partake to accept Jesus' sacrifice.
The blood of the Lamb	**Ex 12:7, 22** The blood of the sacrificial _____ was applied to the doorframe.	**Jn 1:29** _____ _____ is the Lamb that takes away the sins of the world.
The bones of the Lamb were not to be broken	**Ex 12:46** God commanded Israel not to break any _____ of the sacrificed lamb.	**Jn 19:32-33** Since Jesus was already dead on the cross, the Roman soldiers didn't break His _____.

Steps to Take for Passover

During each Passover feast, the Israelites had to follow several instructions given by God to properly observe it.

Fill in the blanks as you learn about each step.

Ex 12:3-5

"'On the tenth of this month every man shall take for himself a _____, according to the house of his father, a lamb for a household.' And if the household is too small for the lamb, let him and his neighbor next to his house take it according to the number of the persons; according to each man's need you shall make your count for the lamb. Your lamb shall be without blemish, a male of the first year. You may take it from the sheep or from the goats."

Ex 12:7

"And they shall take some of the _____ and put it on the two doorposts and on the lintel of the houses where they eat it."



Ex 12:8a

"Then they shall eat the flesh on that night; roasted in fire, with _____ _____."

Ex 12:8b

"And with _____ _____ they shall eat it."

A New Self

Below is a comparison chart of the "old qualities" of the old life—things that do not glorify God. Now that we are in Christ, we must have a new life and possess the qualities of a Christian when they become a "new creation."

Read each item from the "Old Self" column and fill in the column for "New Self." For the "New Self" column, one suggestion has been given. Give at least one more. Then, come up with your own "old" qualities and fill in what you can do to get rid of those qualities.

Qualities of Old Self Things Belonging to the World	**Qualities of New Self** Things Belonging to God What should you do or be instead?
Lazy, unmotivated	Make a to-do list
Easily angered	Ask God for the power of the Holy Spirit to help
Addicted to worldly entertainment	Occupy yourself with other things
Jealous of others	Avoid comparing yourself with others

Read each story and fill in the blanks.

Just before dinnertime, Cory climbed the kitchen counter and took two cookies from the cupboard. His mother noticed some were missing and when she asked him about the missing cookies, Cory lied, saying that he didn't know what happened to them.

Putting On the Armor of God

Two weeks later, in RE class, Cory's teacher mentioned that it is important to put on the "belt of truth," in order to be a new creation in God's eyes. Read **Colossians 3:9** and fill in the blanks.

"Do not _____ to one another, since you have _____ _____ the old man with his deeds."

Samantha and her family were on a vacation in Hawaii. They joined a big tour group and Samantha made a new friend, Kristin. Kristin found out that Samantha would not be with them during Saturday. When she asked Samantha why, they ended up discussing Samantha's church beliefs and why Sabbath is Saturday. Kristin was actually quite interested and had lots of questions. Samantha answered as best she could.

Putting On the Armor of God

We need to put on the shoes of the gospel of peace. Be ready to go wherever God sends you to spread the good news of God's amazing love for us. Read **2 Timothy 4:2** and fill in the blanks.

"_____ the word! Be _____ in season and out of season. Convince, rebuke, exhort, with all longsuffering and teaching."

Darren and his two friends Todd and Jon were in a convenience store. Todd found a box of candy that couldn't be found in larger grocery stores. But soon, they found out that the three of them didn't have enough money to buy the entire box. So, Jon suggested that they just open the box and take a few pieces out. Darren was hesitant. He remembered that one piece of the armor of God was the breastplate of righteousness. He must always do what is right and good. So, he told his friends to stop trying to steal some, and instead buy the candy later when they have enough money.

Putting On the Armor of God

We need to guard our hearts. We need to put on the breastplate of righteousness so that we can always do what is right and pleasing to God. This way, Satan won't be able to grab on to anything and make his way into your heart. Read **Proverbs 4:23** and **Romans 12:2** and fill in the blanks.

"Keep your _____ with all diligence, for out of it spring the issues of life."

"And do not be conformed to this world, but be transformed by the _____ of your mind, that you may prove what is that good and acceptable and perfect will of God."

The Armor of God

After we take off our old self, we must put on a new self. But what is this "new self" that are supposed to put on? The Bible tells us what we should put on: the armor of God.

The armor of God tells us about the kinds of actions we need to take in our spiritual lives. Paul set the scene for us: we are fighting a war, and it's going to be tough. But, with the armor of God, we can win!

Refer to Ephesians 6:14-17 and label the different pieces of armor.

E2 Year 1 Book 3 Lesson 8—The Passover

Homework Assignment

Name: _____ **Parent signature:** _____ **Date:** _____

Bible Reading: Please put a check mark in the space when you complete the reading each day.
Prayer: Please put a check mark in the space on the days you prayed to God.

	Sun	Mon	Tue	Wed	Thu	Fri	Sat
Read							
Pray							

What I Learned from the Bible This Week

1. _____

_____

_____

2. _____

_____

_____

Memory Verse

Please write down this week's memory verse. **(Luke 22:19b)**

_____

Fill In the Blank

1. During the tenth plague each family was to put the _____ of a _____ on the doorposts of their home.
2. The Passover lamb is _____.
3. Passover and Holy Communion are meant to be _____ to God's deliverance and to Christ's sacrifice for our sins, respectively.
4. Holy Communion is a _____ instituted by the Lord Jesus Christ.

Short Answer

5. Why must the bread be without yeast? What does yeast represent?

6. Why is grape wine not allowed?

7. What is the significance of eating bitter herbs?

8. Why is it that Christ is the perfect Lamb? What does that mean?

9. _____ : What three concepts does Holy Communion represent?
   a. Oneness, purity, and covenant b. Oneness, purity, and prayer c. Oneness, purity, and determination

10. Why do we need to have been cleansed through water baptism before partaking of Holy Communion?

11. How do we proclaim the Lord's death until He comes again?