Elementary 2

Year 1 Book 3

A Journey of Faith

Teacher's Guide and Student Worksheets

E2 Year 1 Book 3 A Journey of Faith USGA

Elementary 2 Year 1 Book 3

A Journey of Faith

Introduction

The main objectives for this quarter are:

1. To learn that Joseph went through many trials in his life, but held fast to his faith in God the entire way.
2. To learn how God provided for the Israelites during their journey to the promised land.
3. To learn that it is important to hold strong to our faith, even in the face of difficulties.

Lesson Index

Lesson 1	God's Righteousness and Mercy	1-13
Lesson 2	Trials in Joseph's Life	14-29
Lesson 3	Joseph Meets His Brothers	30-41
Lesson 4	Moving to Egypt	42-53
Lesson 5	God's Plan for My Life	54-64
Lesson 6	Moses' Birth and Calling	65-77
Lesson 7	The Ten Plagues	78-88
Lesson 8	The Passover	89-100
Lesson 9	God Sends Manna	101-112
Lesson 10	Mount Sinai	113-126
Lesson 11	The Twelve Spies	127-137
Lesson 12	Miriam, Aaron, and Korah	138-149
Lesson 13	Review	150-153

LESSON GUIDE

The E2 lessons can be separated into 3 sections with several subsections that, as a whole, are aimed to provide a comprehensive Bible study of the selected topic.

The first section is an **introduction** to the lesson and includes the Objectives, Memory Verse, Prayer, Overview, Background Knowledge for the Teachers, and Reaching Out to Your Students sections. This section is meant for the teacher to study while preparing the lesson so that the teacher will know in which direction to guide the students while teaching.

The second section includes the **main content** of the lesson that will be taught to the students during class. Here the teacher will find the Opener, Vocabulary, Bible Discovery & Spiritual Teaching, Linking to the Ten Basic Beliefs, Check for Understanding, Life Application, and Activity sections.

Lastly, the students will have a homework assignment to take home and complete after class as a **review** of the lesson. The students are expected to bring back the homework assignment to the next class completed and with a parent signature.

****

This lesson guide will list each subsection and explain its purpose, as well as how teachers should use the information in that subsection.

I. Introduction to the Lesson

1. **Objectives**
   These are the objectives that the lesson aims to fulfill. The teacher should always remember to reinforce ideas and teachings that will fulfill these objectives.

2. **Memory Verse**
   The teacher should go over the memory verse at the beginning of class and ask the students to have it memorized by the end of class.

3. **Prayer**
   Go over these points with the students before beginning prayer so that they will know what they should pray for, in addition to their own prayer requests.

4. **Overview**
   A simple lesson overview that emphasizes the important points of the lesson.

5. **Background Knowledge for Teachers**
   Relevant biblical background knowledge that can aid the teachers in understanding the lesson.

6. **Reaching Out to Your Students**
   This section provides an insight into how the students might react to the lesson and how to help the students understand the lesson.

II. Main Lesson Content

1. **Opener** // 5 Minutes
   The purpose of the Opener is to ease the students into the lesson by bringing up relevant topics that will relate to the Bible study. This will give students time to calm down before the teacher goes into the main content.

2. **Vocabulary**
   The vocabulary is provided to explain some of the more difficult terms. The teacher can choose to go over the terms before beginning the Bible study or as the terms come up during the lesson.

3. **Bible Discovery & Spiritual Teaching** // 30-35 Minutes
   This is the main section of each lesson. It will provide an in-depth study of the selected topic and the students will also be provided worksheets to fill in as the teacher conducts the lesson. The teacher should look at the worksheets while preparing the lesson and print out a copy to use as an answer key during class. The aim of the worksheets is to keep the students focused and to let them actively participate instead of passively listen.

4. **Linking to the Ten Basic Beliefs** // 2-5 Minutes
   It is important to tie each lesson back to the Ten Basic Beliefs to reinforce the students' knowledge of the Beliefs; therefore, this section will briefly tie back the lesson to the Basic Belief to which it relates.

5. **Check for Understanding** // 5 Minutes
   This section tests the students' comprehension of the teachings they just learned in the Bible Discovery & Spiritual Teaching section.

6. **Life Application** // 10 Minutes
   The Life Application section aims to make the lesson content more life applicable and will allow the students to relate the lesson's teachings to events that happen in their daily lives. The goal is to give the students a chance to apply what they have learned in the lesson to their daily lives.

7. **Activity** // 10-15 Minutes
   Each lesson will include one or two activities that relate back to a teaching or story in the Bible Discovery & Spiritual Teaching section.

III. Homework Assignment

Students are to take this home and return it the next week completed. There are four elements to the homework assignment: (1) Bible reading and prayer chart, (2) what they learned from the Bible, (3) memory verse, (4) and a lesson-specific assignment. The Bible reading and prayer chart is provided to track the students' progress during the week. In addition, the students will have to write down the memory verse and two things they learned from the Bible during that week. The last part of the homework assignment is specific to that week's lesson. It is advised that the students obtain a parent signature to make sure that the parents know what the students are learning each week.

IV. Suggested E2 Class Timeline

5 min.	Opening Prayer
5 min.	Opener
30-35 min.	Bible Discovery & Spiritual Teaching
2-5 min.	Linking to the Ten Basic Beliefs
5 min.	Check for Understanding
10 min.	Life Application
10-15 min.	Activity
5 min.	Ending Prayer

Total: 1 hr. 12 min. - 1 hr. 20 min.

UNDERSTANDING YOUR STUDENTS

Upper Elementary/Primary Stage (Ages 9-11)

Characteristics	Pedagogic Application
Body	
1. Generally healthy	Encourage healthy eating habits
2. Active	Can plan for outdoor activities/fellowships sometimes
3. Begin to step into puberty stage, get hungry easily	Prepare snacks if their time in church is especially long
4. Girls become taller than boys toward later stage	Teach them how God values their character; build healthy self-esteem
5. Increase in stamina	Have challenging and difficult activities
Mind	
1. Like to collect things	Include more challenging activities
2. Very creative	Provide creative and Bible-related activities
3. Begin to think and deduce	Use pedagogy that enhance critical thinking
4. Like asking questions	Provide satisfactory and biblical answers
5. Have good memory	Encourage memorization of Bible verses
6. Limited understanding of profound/abstract matters	Need to explain abstract terms
7. Increased reading ability and comprehension	Nurture interest in reading the Bible/Christian materials
Mood	
1. Express emotions easily	Provide routines that help students to quiet down and get ready to focus
2. Short-tempered; lose patience easily	Teach students how to control emotions and appropriate ways to express emotions
3. Like humor	Include some humor while teaching
4. May have feelings of withdrawal (may be scared, anxious, etc.)	Show more care and concern; teach them the importance of relying on God
Social Skills	
1. Loyal toward friends of the same age more than parents or teachers	Encourage friendship, but stress the importance of respecting parents and elders
2. Like to make friends of the same gender	Can separate into girls and boys for group discussion
3. Loyal to groups or teams	Teach students how to discern negative peer pressure
4. Enjoy competitive games or activities	Provide competitive games where everyone can participate
5. Like to joke around; may make fun of others	Encourage healthy jokes without hurting others' feelings; teach mutual respect
6. Admire favorite teachers and classmates	Suggest some Christian biographies for students to read; set good examples for the students; share your personal faith and convictions
Spirituality	
1. Express maturity in accepting the way of salvation	Talk about salvation seriously; share with them how God changed your life
2. Worship heroes	Teach stories of Bible heroes and spiritual characters; provide good Christian living examples
3. Can study the Bible and pray	Encourage daily spiritual cultivation (pray/read the Bible)
4. Can accept a deeper level of Bible teaching	Help the students to discover the teachings from the Bible
5. Show concern over the souls of others	Encourage students to pray and/or bring family members or friends to the Lord

Memory Verses

1. "And you shall do what is right and good in the sight of the Lord, that it may be well with you." (Deuteronomy 6:18a)

2. "The Lord is my strength and my shield; my heart trusted in Him, and I am helped; therefore my heart greatly rejoices, and with my song I will praise Him." (Psalm 28:7)

3. "Hatred stirs up strife, but love covers all sins." (Proverbs 10:12)

4. "For the word of the Lord is right, and all His work is done in truth." (Psalm 33:4)

5. "And we know that all things work together for good to those who love God, to those who are the called according to His purpose." (Romans 8:28)

6. "So the Lord said to him, 'Who has made man's mouth? Or who makes the mute, the deaf, the seeing, or the blind? Have not I, the Lord?'" (Exodus 4:11)

7. "God is Spirit, and those who worship Him must worship in spirit and truth." (John 4:24)

8. "This is My body which is given for you; do this in remembrance of Me." (Luke 22:19b)

9. "But I have trusted in Your mercy; my heart shall trust in Your salvation." (Psalm 13:5)

10. "You shall not make idols for yourselves; neither a carved image nor a sacred pillar shall you rear up for yourselves; nor shall you set up an engraved stone in your land, to bow down to it; for I am the Lord your God." (Leviticus 26:1)

11. "Have I not commanded you? Be strong and of good courage; do not be afraid, nor be dismayed, for the Lord your God is with you wherever you go." (Joshua 1:9)

12. "And whatever you do, do it heartily, as to the Lord and not to men." (Colossians 3:23)

Lesson 1

God's Righteousness and Mercy

Objectives

1. To understand the just and righteous nature of our God.
2. To understand and recognize that God is merciful and forgiving.
3. To choose to do what is right in God's eyes, knowing that we reap what we sow.
4. To show mercy to those who need mercy.

Memory Verse

"And you shall do what is right and good in the sight of the **Lord**, that it may be well with you."

(Deuteronomy 6:18a)

Prayer

1. Thank God for guiding all of us into a new quarter.
2. Lord, thank You for helping me this past week.
3. May You help me do better in obeying you.
4. We pray that You grant us the wisdom to understand You better and to help us learn how we can be obedient.
5. Lastly, thank You for blessing us by allowing us to come to RE class together.

Overview

1. What Is Character?
- Good and bad character (2 Pet 1:5-8; 1 Cor 15:33)
- Who is our example? (1 Cor 11:1)

2. The absolute character of God: His righteousness
- An absolute standard of right and wrong, good and bad (Ps 119:137 ff.; Mat 19:17)
- We must commit to the absolute standard and character (1 Pet 1:14-17; Ecc 12:13-14)

3. To be Christ-like: To understand God's mercy
- Rely on God's Spirit to bear His character (Ps 130:3-4; Rom 5:3-5)
- We must obey and submit to be like Him (Jer 6:16; 7:23)
- We must show mercy to others (Mat 18:22-35)

4. Learning from God's Character

5. Life Application
- Character! Character! Character!
- What Would We Do to Be More like Christ?

6. Activity
- Righteousness in Action
- Mercy to a Tree

Background Knowledge for Teachers

Righteousness

The original Hebrew usage of righteousness in the Old Testament was most likely derived from the root word for "straightness." The word is also used to describe the just. In a broader sense, righteousness describes what is pleasing to God, what conforms to His Will, and a life that is in line with one's covenantal relationship with God. Therefore, to say that righteousness is "what is correct" denies a relational implication between God and man. Righteousness as described in the Bible illustrates a reliance of man upon God (Rom 4:2-3). It is the saving grace of man, that Jesus, in His righteousness, was able to die for man's sin. Therefore, it is man's obedience, submission, and reliance on God's righteousness that provides true deliverance and salvation. The focus of God's righteousness in this quarter will touch upon the relational values between God and man. It was God's righteous and sovereign will that guided Joseph through trials that he did not understand at the time (Gen 50:20). God's righteousness called for the Israelites to rely on and obey Him alone.

Mercy
Synonymous with loving-kindness, compassion and grace, the term "mercy" in the Bible, when describing the relationship between God and Man, connotes a helpless state in man. It evokes an image of a man in a lower position seeking favor or grace from a man in a higher position. The most vivid illustration of this is the blind man crying out to Jesus, "Son of David, have mercy on me!" (Lk 18:38). There is a dichotomous meaning of mercy that is imperative for children to understand as a part of their faith's foundation. First is the desperation of man to receive mercy. God is not required to show us mercy, for we are the ones who sinned. Yet, He helps the helpless and shows compassion to those who do not deserve it. Second is the requirement by God for us to show mercy to others. Where righteousness sets the parameters of our covenant with God, mercy displays God's devotion to His covenant: "And lo I am with you always, even to the end of the age" (Mat 28:20).

Reaching Out to Your Students

As our students continue to mature, they begin to develop their own core principles and moral standards of what is good and bad, right and wrong. The level of empowerment given to children in today's schooling encourages them to think beyond what they are taught. Teachers are now considered as "facilitators" of a child's development. However, according to God's standards, there is an absolute plumb line and measuring stick to righteousness, to what is good character. This quarter, God's mercy and righteousness is revealed to the students through the stories of Moses and Joseph. To grasp the full meaning of this, students must first understand that there is an absolute standard as to what makes a good person, and this is what our faith is based upon (Mat 19:17). Therefore, their good character can only be imitated and learned from God first. Other secular role models may be good examples in some respect, but God must be our first and absolute standard of character.

In the Elementary 2 level, children have been exposed to formal schooling for at least five years of their lives. They understand that there are those with greater authority that they must obey (parents, and school and RE teachers). At this stage, we can challenge the children to think beyond a prescriptive notion of God's righteousness. It is not simply "do" or "don't," but also understanding man's reliance on God and His righteousness, and why God is righteous. At an elementary level, children view righteousness as a set of rules given by God that they must follow. Help your students understand that God's righteousness is more than this. It manifests when things occur beyond our reasoning (e.g., Joseph), and when we have to experience hardships for our training and good purpose (e.g., Israelites in the wilderness). This expanded understanding of righteousness will help children deepen their relationship with God and understand the ever-present need to rely on God and His righteousness.

Likewise, children have often understood God's mercy to equate to blessings. They can most readily identify examples of His mercy in physical blessings of health, provision of needs, and the answering of their prayers. To further the children's understanding of mercy, this lesson looks to focus on our unworthiness to receive God's mercy. Linking this with God's righteousness and sovereignty will help students think beyond the reaping and manifestation of God's mercy. Instead, they will begin to understand the motivation of God's mercy—His love for us—the truest embodiment of mercy being the sacrifice of Jesus Christ for the forgiveness of our sins. At their age, we can encourage the students to respond to the mercy they have been given with more than a single "thank God." We should challenge them to put God's mercy in their lives into action, empowered by the Holy Spirit, and show mercy, love, and forgiveness to our fellow man. The opportunity to emulate Christ, live for Him, and bear His good nature is mercy in itself (2 Cor 5:14-15).

Opener

5 Minutes

This quarter, we will learn more stories about the Israelites, but before we can, we need to learn a bit more about the character of God. Does anybody know what "character" means?

Well, "character" means "the qualities and nature of someone that make up a person." Now, there are many things that God does that we don't always understand. Like, why did He establish all of those laws in the Old Testament? Or, why did He have to send Jesus down to die for us? These are very difficult questions, but we can slowly begin to understand them by understanding His character. So, now that we understand what "character" is, let's brainstorm what we think God's character is. [Write down the students' suggestions, then circle "mercy" and "righteousness."]

All of God's characteristics are related to these two specific ones: mercy and righteousness. These are what we're going to be learning about today: God's righteousness and mercy. But learning about righteousness and mercy does not only involve memorizing a few verses in the Bible. When God reveals something about Himself, it is because He wants us to do what He has done by **imitating** Him. Let us turn our Bibles to **Philippians 2:5**. Before we can imitate Christ, we need to know more about Him.

Vocabulary

righteousness: straight, just, right, pleasing to God; the goodness of God
mercy: to show love and compassion when one is in help or indebted
imitate: to copy; to do the same as someone else
character: the qualities and nature of someone

Bible Discovery & Spiritual Teaching

30-35 Minutes

Before we learn further about God's righteousness and mercy, we have a task:

[Provide mini whiteboards or paper for each pair of students.]

Discuss with a partner about what it means to have good character, and draw an example of what you think someone with good character does.

> **FOR TEACHERS**
>
> Hand out the Bible Discovery worksheet and allow students to complete it as you progress through the lesson. The answers have been underlined.

I. What Is Character?
According to the dictionary, character is the sum of the mental and moral qualities distinctive to an individual.

To make it simple:

Our character is who we really are. It's what we do when no one is looking. It's the accumulation of our thoughts, values, words, and actions.

How do you know what is good character? Have you seen it before?

List at least **five traits of someone with good character** here:

Some of you will immediately think of:

1. Trustworthy—Be honest
   - Don't cheat or steal
   - Be reliable: do what you say you'll do
   - Be loyal: stand by your family, friends, and country
2. Respect—Treat others with respect
   - Use good manners, not bad language
   - Be considerate of others' feelings
   - Don't threaten, hit, or hurt anyone
   - Deal peacefully with anger, insults, and disagreements
3. Responsible—Do what you are supposed to do
   - Plan ahead
   - Persevere: keep on trying!
   - Always do your best
   - Use self-control
   - Be self-disciplined
   - Think before you act: consider the consequences
   - Be accountable for your words, actions, and attitudes
   - Set a good example for others
4. Caring—Be kind
   - Be compassionate and show you care
   - Express gratitude
   - Forgive others
   - Help people in need

Let's also refer to **2 Peter 1:5-8**, "But also for this very reason, giving all diligence, add to your faith virtue, to virtue knowledge, to knowledge self-control, to self-control perseverance, to perseverance godliness, to godliness brotherly kindness, and to brotherly kindness love. For if these things are yours and abound, you will be neither barren nor unfruitful in the knowledge of our Lord Jesus Christ."

In 1 Corinthians 11:1, Paul said, "Imitate me, just as I also imitate Christ."

II. The Absolute Character of God: His Righteousness

> **For Teachers**
>
> Focus on God's character being the only righteous one. **What does it mean to be righteous?** [Have students work on the worksheet.] To be righteous is to do what is **correct**.

What is God's righteousness? God's righteousness enables Him to think and do everything absolutely correctly. God is righteous, and all of His acts are righteous because that is His character.

Let's look at a few verses about God's righteousness and see what we can learn from them. Please refer to the worksheet. Psalm 97:2: "Righteousness and justice are the foundation of His throne."

Righteousness is an essential characteristic of God.

In Genesis 18:25, Abraham plead with God to save any righteous people who lived in Sodom and Gomorrah from His wrath again sin.

"Far be it from You to do such a thing as this, to slay the righteous with the wicked, so that the righteous should be as the wicked; far be it from You! Shall not the Judge of all the earth do right?"

Abraham appealed to God in his pleading, because he understood that God is righteous. A righteous God will never give anyone worse than they deserve. Do you remember how many times Abraham plead with God? (Six times: 50, 45, 40, 30, 20, and 10.)

God's righteousness is the source of all His judgments. Let's read Acts 17:31.

"Because He has appointed a day on which He will judge the world in righteousness by the Man whom He has ordained. He has given assurance of this to all by raising Him from the dead."

Because God is righteous, He must judge the unrepentant people in this world one day.

Since God is the only perfectly righteous one, He is also the only one who can tell us how to be perfectly righteous.

"Good and upright is the Lord; therefore He teaches sinners in the way" (Ps 25:8).

III. God's Mercy

What is the definition of mercy? It is God withholding the punishment we deserve.

What does it mean to have mercy?

To have mercy is to look at the trouble of others and care, act, forgive, and persevere.

Let's read **Psalm 25:6-7** and fill in the blanks: "Remember, O Lord, Your tender mercies and Your lovingkindnesses, for they are from of old. Do not remember the sins of my youth, nor my transgressions; according to Your mercy remember me, for Your goodness' sake, O Lord."

God's mercy is another one of His characteristics that comes from His goodness, so it is also closely related to His love and grace. Mercy has to do specifically with God's characteristic attitude toward people who are in trouble. One thing we must know is that God's mercy has His rescuing power behind it. Out of God's mercy, He rescues us from difficulty; out of His mercy, He saves the powerless; out of His mercy, He heals the sick.

Let's read 2 Corinthians 1:3, "Blessed be the God and Father of our Lord Jesus Christ, the Father of mercies and God of all comfort." God is called "the Father of mercies"! His mercy is abundantly great and boundless, higher than the heavens and filling the earth. His mercy is eternal and unchanging. God's mercy is "from everlasting to everlasting" (Ps 103:17).

We can refer to God's mercy in the story of when He brought His people out of bondage in Egypt. They were completely helpless, but God saw their desperate situation and rescued them. Psalm 136 recounts God's merciful deliverance of Israel from Egyptian slavery. Let's read Psalm 136:1, "Oh, give thanks to the Lord, for He is good! For His mercy endures forever."

We have no doubt that God delights in mercy (Mic 7:18), but we also need to know that God chooses to show mercy according to His own purpose: "I will have mercy on whomever I will have mercy" (Rom 9:15). God shows mercy toward us not based upon our actions or desires, but because He is the God who has mercy.

One thing for sure is that God is always merciful to the truly repentant. If we confess, He faithfully forgives. When we come before God, we bring our own sinfulness and ask God for His mercy, just like the tax collector. Standing far from the temple, he would not so much as lift up his eyes to heaven, but beat his breast, saying, "God be merciful to me a sinner!" (Lk 18:13). That's the attitude we need to have when we come before God.

Because God has been merciful to us, we must be merciful in our actions toward those who are in need. "Therefore be **merciful**, just as your Father also is merciful" (Lk 6:36).

God showed mercy to us by sending Jesus Christ to die on the cross for us! Therefore, we have been delivered from sin because of God's mercy. We ought to be thankful and keep praising God from our heart by saying, "I will sing of the mercies of the Lord forever" (Ps 89:1).

IV. Learning from God's Character: Righteousness and Mercy

The Lord Jesus Christ should be our model; we should fashion our lives in harmony in accordance with His wonderful example. We must train ourselves to think like Christ and to act like Christ.

1. We need to love righteousness. As the children of God, we should seek to imitate our heavenly Father.
2. We should not seek to find revenge against those who have sinned against us, but leave vengeance to God (Rom 12:17-21).
3. We should not envy the wicked. God said on the day of judgment, He will not leave the wicked unpunished (Ps 37; 73). Their day of judgment is rapidly coming upon them, and justice will prevail.
4. If we suffer injustice at the hands of others, we can pray that God will bring them to repentance and salvation (1 Pet 2:18-25).
5. "And you shall do what is right and good in the sight of the Lord, that it may be well with you" (Dt 6:18a).
6. When we have the opportunity to show mercy, do it right away. When we show mercy, God will be merciful to us, too (Mt 5:7).
7. When something happens that makes you upset and you want to show justice, just remember, to "stop," "think," "analyze," and then ask what action is needed for the long term. Be merciful, and when you need mercy, God will be there for you.

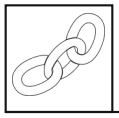

Linking to the Ten Basic Beliefs

2-5 Minutes

The Holy Bible is inspired by God, is the only scriptural truth, and is the standard for Christian living.

The author of the Bible is God Himself. The authors who wrote it and the ones who compiled it were all people whom God used to put together this instructional book for us. Since God wrote the Bible, we can be assured that it teaches us about God's perfect character, and is the only book from which we can learn the way to righteousness, and from there, eternal life.

Check for Understanding

5 Minutes

1. **Is everybody's character good and correct?** No. Many people do what they think is right, but their actions are actually not good (Judg 21:25).
2. **What did Paul say in 1 Corinthians 11:1?** "*Imitate me, just as I also imitate Christ.*"
3. **Fill In the Blank**
   a. Psalm 97:2 "*_____ and justice are the _____ of His throne.*" (Righteousness, foundation)
   b. Acts 17:31 "*Because He has appointed a ____ on which He will judge the world in _____ by the Man whom He has ordained. He has given assurance of this to all by raising Him from the dead.*" (day, righteousness)
4. **What does it mean to say that God is righteous?** It means that His thoughts and actions are always absolutely correct.
5. **How do we know what is righteous and pleasing to God today?** We must imitate those who imitate God—those who believe in God already, know the word of God, and have the guidance of the Holy Spirit.
6. **What does it mean to have mercy?** To have mercy is to look at the trouble of others and care, act, forgive, and persevere.
7. **Which book of the Bible describes God's mercy as "from everlasting to everlasting"?** The Book of Psalms.
8. **Can we rely on our own abilities to copy God's character?** No. We need to rely on God and the power of the Holy Spirit to help us to be more like Christ.

Life Application

10 Minutes

[Hand out the Life Application worksheets, and ask students to complete them. The answers have been listed below.]

1. Character! Character! Character!

Case #1 Lisa has **integrity**. Even though all her classmates wanted her to cheat with them, she knew that it was wrong to cheat, so she refused to take the sheet. It must have been hard for Lisa to refuse to cheat, because she knew that doing so would make everyone dislike her, but she believed in doing what was right. This shows that Lisa knows to stand up for what is right, even if it means standing alone.	**Case #3** Ian has **humility** and **understanding**. Although Ian got angry at first, he did not allow his anger to control him. He left for somewhere else to allow himself to cool down. After cooling down, he realized that his sister did not break his controller on purpose and understood that it was only an accident. He knew that it was wrong for him to get angry, so he apologized.
Case #2 Jim has **compassion**. Everyone else around Jim cares more about getting to the movie on time than helping the man. Jim sees the papers all over the floor and, even though it will mean he will arrive to the movie late, stops to help the man pick up his papers.	**Case #4** Anne has **thankfulness** and **appreciation**. Anne knows that her family is doing the best they can to provide for her. She does not need to wear the newest fashions or styles to be happy. She understands that happiness does not come from material things, and that it is important to be grateful for what you have, instead of complain about what you don't have.

2. What Would We Do to Be More like Christ?

1. I would tell my school friends to stop, ask the girl if she's OK, and then comfort her. It is important to be kind to everyone, regardless of who they are or how they look. One of Christ's great commandments is "You shall love your neighbor as yourself." We should show love to everyone, because Christ showed love us, even though we are sinners.

2. Even though I might be scared of the consequences, I would confess to my mother that I broke the vase and apologize. I would do this because the ninth commandment tells us not to lie. Christ does not want us to let sin enter our hearts, because that would give Satan a foothold.

3. I would not let my anger control me, nor would I sin when I am angry, because the Bible says, "Be angry, and do not sin." Instead, I would give myself time to cool down and think about how I should handle the situation. I would forgive my sister because I know that it was an accident, and because Christ tells us to forgive "seventy times seven" times.

Life Application Conclusion
The character of God is shown plainly to us through His word. There is no mystery clouding what and how He wants His children to behave. Paul says, “Imitate me, just as I also imitate Christ”!

2 Corinthians 5:7 reminds us that we must walk by faith and not by sight. When we want to follow God’s example, how can we see how He wants us to live? We can’t physically see Jesus and look at His every step and character today.

Spiritual Eyes
We must read the word of God as if it were a mirror showing us who God wants us to be. It is in the Bible where we see the true character of God's righteousness; everything He deems right and wrong, pure and sinful. Let's read Proverbs 15:30 and Luke 11:34. In order to put God's character into action, we have to put God's word into our hearts. [Reinforce the reasons we have memory verses, review the current lesson's memory verse, and make a renewed resolution for the entire class to internalize the word of God through memory verses.]

Spiritual Ears
We must pray in the Spirit and open the ears of our heart, so that we can listen to our conscience and to the Spirit when it moves. God will speak to us in prayer, not in a clear voice, but by moving us and guiding us. If we continue to do what is pleasing to Him, we will know. [Discuss how to effectively pray by meditating and thinking over matters, contemplating on our actions, and not just by repeating the same prayer requests on loop.]

"Imparting the Mercy We Receive"
Read Matthew 5:14-16. We must imitate God, just as Paul imitated Christ. God doesn't want a good Christian to be ashamed of their conduct or to hide from others. When have you been afraid to do the right thing? (When under peer pressure; when everyone else refuses to do it; when the right thing means more work for ourselves; or when it means we may be punished for our own mistakes.) God wants us to shine in a world of darkness. If the whole world were already filled with light, there would no longer be a need for us to be lights and lamps. But it isn't, so we shouldn't hide under shades; we need to bravely show the whole world the wonderful character of God. [Lead into Activity 2.]

To whom do we need to show mercy (Gal 2:10; 6:2)?
Those who may physically, emotionally, and spiritually need our help. Remind the students to look out for one another and make sure every classmate feels like they are a part of the family. To open the students' eyes to a broader scope of the needy and helpless, discuss what kind of physical, emotional, and spiritual needs people may have. This may include encouragement for personal evangelism at their young age.

Activity

1. Righteousness in Action / 2. Mercy to a Tree

10-15 Minutes

1. Righteousness in Action

Objective: To show the students that God's commands are actions that we must obey and not merely words to listen to.

Materials
- Large poster paper
- 8 4"x6" colorful index cards
- Permanent markers

Instructions
1. Prepare a poster of Psalm 119:33-40, and remove the following words: *Teach, Give me, Make me walk, Incline my heart, Turn away my eyes, Establish, Turn away from my reproach, and I long*. Leave spaces at the blanks for students to put the index cards.
2. Read through Psalm 119:33-40 one time while the students listen with their eyes closed, trying to imagine what you're reading.
3. Read through Psalm 119:33-40 a second time, this time having students jotting down each action word/phrase they hear.
4. Discuss what the key action phrases in this passage were. (Teach, Give me, Make me walk, Incline my heart, Turn away my eyes, Establish, Turn away from my reproach, I long.)
5. Hand each pair of students a card and ask them to write one of the actions on the card.
6. While the students place the cards in the blank spaces, ask them for suggestions on how they might use these actions in everyday life. (Suggestions: *Teach* math, *give me* food, *make me* walk to church, etc.)
7. Explain to them that the fact that God is righteous means that His way is the best and only way to be saved. We can know more about the right way through His word (i.e., the Bible, sermons, and RE lessons). So, to be pleasing to God, we cannot continue simply to do what we like and make up our own rules, but find joy in doing what is pleasing to God and complete these actions.

2. Mercy to a Tree

Objective: To teach the students how God has shown mercy to us, and how we in turn must show mercy to others and be fruitful for God.

Materials

- Large poster paper with a pre-drawn tree stump and branches.
  Underneath the tree, write, "The Lord has shown me mercy…"
- Post-Its (multi-colored) and pre-cut leaves (at least fifty)
  Note: If Post-Its are not viable, feel free to pre-cut cardboard fruit.
- Permanent markers
- Tape or Blu-Tak

Instructions

[Since this is a reflective and sharing activity, it is encouraged to move away from the tables and chairs, and perhaps sit together in a circle.]

1. Tell them the story recorded in Luke 13:6-9 about the barren fig tree. Explain the important teachings of the unfruitful tree, and how Jesus is the Man who tends the tree and gives it another year (i.e., He shows the tree mercy). We are trees without fruit, who need Jesus' help, and who need to show God that we can do good works, even if we fail sometimes (i.e., we need mercy).
2. Show the students the tree that is without leaves or fruits. Explain to them that we do not want to be a tree with just leaves, but a tree that is as fruitful as possible. God has given us an extra year, so this activity will span for the next year (or quarter depending on feasibility).
3. Fruit/Post-Its: Every week, each student must choose to write down one good thing they did, how they showed compassion and mercy to another, or did what was pleasing to God. Students cannot repeat their responses (i.e., they cannot write the same thing every week).
4. Leaves: When you post up a fruit, include two leaves as well. In the end, the aim is to have a tree full of fruits and leaves.
5. Fallen fruit: If, during the week, the student feels guilty about something they have done wrong, they are encouraged to post a "fruit" on the ground by the stump. This will double up as a prayer request, where the class and teachers can pray for that student (who may remain anonymous).
6. Ask the students to fill out their first "fruit" and stick it up. After class or during lunchtime each week, they can update the tree.

Homework Answer Key

Fill In the Blank

1. Righteousness, foundation
2. righteous, wicked
3. mercies, mercy
4. mercies, comfort

Short Answer

5. It means that His actions and thoughts are always absolutely correct. Righteous is what God is, and all of His acts are righteous because this is His character.
6. God's mercy is another one of His characteristics that comes from His goodness, so it is also closely related to His love and grace. Mercy has to do specifically with God's characteristic attitude toward people who are in trouble.
7. As children of God, we should seek to imitate our heavenly Father because He is righteous.
8. God sees everything and God knows when we are being treated wrong. He cares for us and has taught us to leave vengeance to Him (Rom 12:17-21).
9. God teaches us to imitate Christ. Furthermore, when we show mercy, God will be merciful to us, too (Mt 5:7).

God's Righteousness and Mercy

I. What is character?

Our character is: who we really are. It's what we _____ when no one is looking. It's the accumulation of thoughts, _____, words, and actions.

How do you know what is good character? Have you seen it before?

List at least **five traits of someone with good character**. Read 2 Peter 1:5-8.

1.
2.
3.
4.
5.

"Imitate me, just as I also imitate Christ." (1 Cor 11:1)

II. What does it mean to be righteous?

To be righteous is to do what is _____.

What is God's righteousness?

God's righteousness enables Him to _____ and _____ everything absolutely _____.

Psalm 97:2 "_____ and justice are the _____ of His throne."

Righteousness is an essential _____ of God.



Abraham appealed to God in his pleading because he understood that God is righteous.

III. What is mercy?

It is God _____ the punishment we deserve.

What does it mean to have mercy?
To have mercy is to look at the _____ of others and care, _____, forgive, and persevere.

Read Psalm 25:6-7.
"Remember, O Lord, Your tender _____ and Your lovingkindnesses, for they are from of old. Do not remember the sins of my youth, nor my transgressions; according to Your _____ remember me, for Your goodness' sake, O Lord."

Let's read 2 Corinthians 1:3. "Blessed be the God and Father of our Lord Jesus Christ, the Father of _____ and God of all comfort."

God is called "the Father of mercies"! His mercy is abundantly great and boundless, higher than the heavens and filling the earth. His mercy is also eternal and unchanging. God's mercy is "from everlasting to everlasting" (Ps 103:17).

Psalm 136:1 "Oh, give thanks to the Lord, for He is good! For His mercy endures _____."

Because God has been merciful to us, we must be merciful in our actions toward those who are in need. "Therefore be _____, just as your Father also is merciful" (Lk 6:36).

God showed mercy to us by sending Jesus Christ to die on the cross for us! Therefore, we have been delivered from sin because of God's mercy. We ought to be thankful and keep praising God from our heart by saying, "I will sing of the mercies of the Lord forever" (Ps 89:1).

We need to have God's character. In order to have God's character, we must imitate God.

Because God has been merciful to us, we must be merciful in our actions toward those who are in need.

Character! Character! Character!

Instructions: Read the following scenarios and choose which character(s) the people have based on their actions.

humility appreciation compassion thankfulness integrity understanding

Case #1



Sister Lisa and her classmates were in the middle of a test when Lisa saw her classmates cheating. Her classmates tried to pass her the cheat sheet to help her, but Lisa refused. After class, her classmates called her a "snob" for refusing to cheat with them, but when the results came out, Lisa ended up doing better than all of them.

What character does Lisa have?

_____

Case #2

Brother Jim is rushing to meet his friends for a movie that is starting soon. He sees a man's bag fall apart, causing loose paper to fly everywhere, but no one stops to help him pick up the contents of his bag. Some people even step over him or on the loose sheets of paper! Even though it means he will be late for the movie, Jim stops to help the man pick up his things from the floor.

What character does Jim have?

_____

Case #3

Brother Ian and his sister Debbie got into such a heated argument that Debbie broke his video game controller out of frustration. Hot-headed and in disbelief, Ian stormed off, flabbergasted that his sister broke his video game controller. But after calming himself down, he realized that it must have been an accident and that his sister probably felt really horrible about it. Ian went to Debbie's room and apologized to her for getting so angry. He also told her that he forgave her for breaking his controller and that he could probably do with playing fewer games.

What characters does Ian have?

_____ _____

Case #4



Sister Anne wears her older sister's hand-me-downs. Because of this, some girls in school make fun of her and tease her, saying that her family can't afford to buy her new clothes. But Anne never listens to them, and instead makes it a point to say that she likes the clothes she wears. Anne's close friends are all amazed at how happy she is despite the teasing, and they see how Anne loves her family and is peaceful even when she doesn't have as many nice things as others.

What characters does Anne have?

_____ _____

What Would We Do to Be More like Christ?

Instructions: Read the following scenarios and write down what you would do to be more like Jesus Christ.

1. During lunchtime, your school friends make fun of a disabled classmate, imitating her and calling her mean names.

I would...

_____

_____

_____

_____

_____



2. While playing with someone in the house, you accidentally knock over and break your mother's expensive vase.

I would...

_____

_____

_____

_____

_____

3. During dinnertime, your sister spills a bottle of milk all over your favorite book.

I would...

_____

_____

_____

_____

_____

E2 Year 1 Book 3 Lesson 1—God's Righteousness and Mercy

Homework Assignment

Name: _____ **Parent signature:** _____ **Date:** _____

Bible Reading: Please put a check mark in the space when you complete the reading each day.
Prayer: Please put a check mark in the space on the days you prayed to God.

	Sun	Mon	Tue	Wed	Thu	Fri	Sat
Read							
Pray							

What I Learned from the Bible This Week

1. _____

_____

_____

2. _____

_____

_____

Memory Verse

Please write down this week's memory verse. **(Deuteronomy 6:18a)**

_____

Fill In the Blank

1. (Psalm 97:2) "_____ and justice are the _____ of His throne."
2. (Genesis 18:25) "Far be it from You to do such a thing as this, to slay the _____ with the wicked, so that the righteous should be as the _____; far be it from You! Shall not the Judge of all the earth do right?"
3. (Psalm 25:6-7) "Remember, O Lord, Your tender _____ and Your lovingkindnesses, for they are from of old. Do not remember the sins of my youth, nor my transgressions; according to Your _____ remember me, for Your goodness' sake, O Lord."
4. (2 Corinthians 1:3) "Blessed be the God and Father of our Lord Jesus Christ, the Father of _____ and God of all _____."

Short Answer

5. What does it mean to say that God is righteous?

6. What is God's mercy?

7. Why do we need to love righteousness?

8. Why is it important not to seek revenge against those who have sinned against us?

9. Why is it that when we have the opportunity to show mercy, we should do it right away?

Lesson 2

Trials in Joseph's Life

Objectives

1. To understand how we need to fear God and rely on Him, just as Joseph did.
2. To learn that God puts us through trials and tribulations to test our faith.
3. To learn to trust in God when we are going through different types of trials.

Memory Verse

"The Lord is my strength and my shield; my heart trusted in Him, and I am helped; therefore my heart greatly rejoices, and with my song I will praise Him."

(Psalm 28:7)

Prayer

1. We thank God for gathering us here today so that we can worship Him and learn more about His word.
2. Lord, please help us stand firm when we face peer pressure.
3. Today, we will learn about how God protected Joseph. Please also protect us every day.
4. God, please also help us to trust in You when we are lonely or scared.
5. May God help us focus on this lesson and apply its teachings to our lives.

Overview

1. Joseph and His Brothers
2. Joseph and Potiphar
3. Joseph Interprets Dreams
- What can we learn from Joseph's trials

4. Linking to the Ten Basic Beliefs—One True God
5. Life Application
- Trials Are Tests of Our Faith
- Trials! Trials! Trials!

6. Activity—Calendar

Background Knowledge for Teachers

Joseph's Story
The story of Joseph could initially be regarded as a typical rags to riches story; however, the story speaks of a far greater marvel. God's initial promise to Abraham had to survive the divisions that existed among his descendants. Joseph's brothers were not the first ones to display violent jealousy towards a family member; a rift also existed between Jacob and Esau, and even between Isaac and Rebekah, who each favored a different son. How could one nation form from a family so plagued by jealousy and hatred? Even Jacob's wives, Rachel and Leah, upheld a fierce rivalry between each other. Yet, God proved His power in making the covenant possible. He also proved His determination to keep the covenant that He made with Abraham so many years ago. Joseph and his brothers were the beginning of a nation that would eventually prove just how much we can trust in God's promises.

Mourning
Hebrews have some specific outward expressions to indicate one's state of emotion. They sing and dance to show joy, and they do many things to show sorrow, as well. When mourning for the dead, tearing or rending of the garments was a common sign used to demonstrate grief and distress (Gen 37:29; 44:13; 2 Sam 3:31; 2 Chr 34:27; Job 1:20). Sackcloth was also used as a mourning garment. It is made from a black, coarse material, similar to a grain sack. Also, any kind of jewelry was removed, and the mourner generally went barefoot. During the period of mourning, one usually cried aloud or beat his breast. The mourner may have lay or sat in silence (Judg 20:26; 2 Sam 12:16; Job 2:13), bowed his head (Lam 2:10), or fasted for a period of time (2 Sam 3:35).

Reaching Out to Your Students

Students at this age have probably already experienced hardships of various sorts, ranging from being unable to have their favorite toy or having to deal with a particularly annoying sibling, to being unable to fit in at a new school. While children have various methods of dealing with these hardships (e.g., arguing, making physical contact, or bottling up their emotions), they may not think that communicating their troubles to God is a particularly effective solution to their problems. Nor may they think that having faith will ease their hardships. During this lesson, take the opportunity to remind them that, just as God was watching over Joseph during all his trials, He is also watching over each of them, teaching them through their trials and guiding them through their tribulations to a greater goal. Encourage them to communicate their problems to God, and encourage them to trust that everything is under His control.

Opener

5 Minutes

Take five minutes and try to remember all the times you felt lonely or scared. What did you do when you felt that way? Did you ask anyone for help? Who was the first person you asked?

All of us will feel lonely or scared at times in our lives. It's not unusual to feel these emotions, and even though other people can feel the same way, sometimes they just don't understand or know how to help.

As God's children, however, we have a very special privilege. God is the one who can always comfort us when we are lonely and help us when we are scared. Because He manifested as Jesus in this world, He truly understands our troubles. And since He is an all-powerful God, He can help us in whatever situation we might be. We just need to learn to turn to Him whenever we are in trouble.

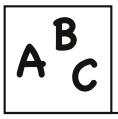

Vocabulary

graze: to feed on grass, or to put livestock out to graze
sheaves: a bundle of cut stalks of grain or similar plants bound with straw or twine
cistern: an underground reservoir or hole for holding water collected from rainfall or from a nearby spring; it is usually pear-shaped with a small opening at the mouth

Bible Discovery & Spiritual Teaching

30-35 Minutes

Joseph experienced many hardships in his life, and throughout most of them, he probably felt lonely and scared. But even though he suffered hatred, slavery, and imprisonment, he remained faithful to God, and trusted in God when he was in trouble. In turn, God was always with Joseph. Today, we're going to study the many trials that Joseph went through, and the ways that God protected and cared for him.

> **For Teachers**
>
> Have the students fill out Part 1 and 2 of the Bible Discovery worksheet as you teach this section.

Joseph's father Jacob really loved Rachel, so he often favored her sons over Leah's. He especially loved Joseph, and one day gave him a multi-colored coat, something that was very expensive and difficult to make back then. This naturally made Joseph's other brothers very jealous, and they ended up disliking Joseph. Unfortunately, something happened that made Joseph's brothers hate him even more. Let's read Genesis 37:5-10.

What was Joseph's first dream? The sheaves of Joseph's brothers all bowed down to his.
And what was his second dream? The sun, moon, and eleven stars all bowed down to Joseph.

Although Joseph did not mean any ill will towards his brothers in telling them his dreams, all they felt was anger

and envy. This led them to make some very bad decisions later. Let's read Genesis 37:19-28 to see what happened. Together, the brothers made up a huge lie that would make their father incredibly upset. In the end, although they did not kill Joseph, they still sold him into slavery, expecting to never see him again.

Do you know how old Joseph was when all of this happened? He was only seventeen! If you were sold into slavery, you'd probably be very lonely and scared, and may even question if God is really with you or protecting you. But throughout all of this, Joseph never lost his faith in God. Let's read on and see how.

The Second Trial: Joseph and Potiphar

After being sold, Joseph was brought to Egypt by the slavers, and sold again to an important official named Potiphar. Joseph experienced betrayal by his family, endured the hardships of slavery, and was now living alone with no family or friends in a strange country. Let's read Genesis 39:1-5 to see how Joseph acted in this situation. Please fill in the worksheet as we read on.

"Now Joseph had been taken down to Egypt. And Potiphar, an officer of Pharaoh, captain of the guard, an Egyptian, bought him from the Ishmaelites who had taken him down there. The LORD was with Joseph, and he was a successful man; and he was in the house of his master the Egyptian. And his master saw that the LORD was with him and that the LORD made all he did to prosper in his hand. So Joseph found favor in his sight, and served him. Then he made him overseer of his house, and all that he had he put under his authority. So it was, from the time that he had made him overseer of his house and all that he had, that the LORD blessed the Egyptian's house for Joseph's sake; and the blessing of the LORD was on all that he had in the house and in the field."

Despite his situation, Joseph never acted willfully against his master nor tried to escape, even though it was not his plan to go to Egypt. Do you think you would have acted the same way in this situation? Joseph worked hard, though, and because of Joseph's presence in Potiphar's house, God blessed Potiphar, making him very wealthy. As a result, Potiphar placed Joseph in charge, and gave him complete control over everything, even over other servants!

Despite his hard work, Joseph's life was soon changed by Potiphar's wife. She saw that Joseph was very handsome, and wanted to sleep with him. But what was Joseph's reaction? Let's read what happens in Genesis 39:6b-20.

"Now Joseph was handsome in form and appearance.

"And it came to pass after these things that his master's wife cast longing eyes on Joseph, and she said, 'Lie with me.'

"But he refused and said to his master's wife, 'Look, my master does not know what is with me in the house, and he has committed all that he has to my hand. There is no one greater in this house than I, nor has he kept back anything from me but you, because you are his wife. How then can I do this great wickedness, and sin against God?'

"So it was, as she spoke to Joseph day by day, that he did not heed her, to lie with her or to be with her.

"But it happened about this time, when Joseph went into the house to do his work, and none of the men of the house was inside, that she caught him by his garment, saying, 'Lie with me.' But he left his garment in her hand, and fled and ran outside. And so it was, when she saw that he had left his garment in her hand and fled outside, that she called to the men of her house and spoke to them, saying, 'See, he has brought in to us a Hebrew to mock us. He came in to me to lie with me, and I cried out with a loud voice. And it happened, when he heard that I lifted my voice and cried out, that he left his garment with me, and fled and went outside.'

"So she kept his garment with her until his master came home. Then she spoke to him with words like these, saying, 'The Hebrew servant whom you brought to us came in to me to mock me; so it happened, as I lifted my voice and cried out, that he left his garment with me and fled outside.'

"So it was, when his master heard the words which his wife spoke to him, saying, 'Your servant did to me after this manner,' that his anger was aroused. Then Joseph's master took him and put him into the prison, a place where the king's prisoners were confined. And he was there in the prison."

Joseph did not let go of his faith in God. He knew that everything he had been given was because of God's blessings, so he did not betray his faith. Joseph ran away from temptation! However, because of his refusal to sin, he was accused of a very, very serious crime. In fact, Potiphar would have been fully justified executing him on the spot! But instead, he threw Joseph into prison. Although it seemed like Joseph's situation just kept getting worse and worse, in truth, God was protecting and guiding Joseph for His own plans. Of course, Joseph could not have known this at the time, and he had to suffer even though he had done nothing wrong. But he still didn't lose faith in God! Let's read on and see how Joseph reacted to this new trial.

The Third Trial: Joseph Interprets Dreams

In prison, Joseph continued to work hard. Let's read Genesis 39:21-23. Although he was thought to be a criminal, the prison keeper eventually trusted Joseph enough that he placed him in charge of the other prisoners. It was because of God's protection that he was treated well and trusted, and it was God's blessing that

caused Joseph to succeed in everything he did.

One day, Joseph encountered two very troubled prisoners. One was the king's chief butler, that is, the king's chief cupbearer, and the other was the king's chief baker. Both of them had dreamt very strange dreams. Let's read Genesis 40:7-19 to see how Joseph dealt with the situation. They said to him, "We each have had a dream, and there is no interpreter of it." So Joseph replied, "Do not interpretations belong to God? Tell them to me, please."

Joseph knew that God would help him in interpreting their dreams. He was also very honest, as he did not lie to the baker to make him feel better. These are two very important qualities that also helped Joseph later on.

"Then the chief butler told his dream to Joseph, and said to him, 'Behold, in my dream a vine was before me, and in the vine were three branches; it was as though it budded, its blossoms shot forth, and its clusters brought forth ripe grapes. Then Pharaoh's cup was in my hand; and I took the grapes and pressed them into Pharaoh's cup, and placed the cup in Pharaoh's hand.'

"And Joseph said to him, 'This is the interpretation of it: The three branches are three days. Now within three days Pharaoh will lift up your head and restore you to your place, and you will put Pharaoh's cup in his hand according to the former manner, when you were his butler. But remember me when it is well with you, and please show kindness to me; make mention of me to Pharaoh, and get me out of this house. For indeed I was stolen away from the land of the Hebrews; and also I have done nothing here that they should put me into the dungeon.'

"When the chief baker saw that the interpretation was good, he said to Joseph, 'I also was in my dream, and there were three white baskets on my head. In the uppermost basket were all kinds of baked goods for Pharaoh, and the birds ate them out of the basket on my head.'

"So Joseph answered and said, 'This is the interpretation of it: The three baskets are three days. Within three days Pharaoh will lift off your head from you and hang you on a tree; and the birds will eat your flesh from you.'"

Soon enough, the dreams of the baker and the cupbearer came true. The baker was hanged, and the cupbearer was returned to his duties. However, the cupbearer, in all his happiness and relief, forgot about Joseph, and Joseph remained in prison. Let's read what happens next in Genesis 41:9-14.

God made sure that the cupbearer met Joseph in prison, and gave him dreams that Joseph could interpret, and when the right time came, reminded the cupbearer of Joseph's help. God made all of this happen so that Joseph would be given the opportunity to speak to Pharaoh! But His plan did not stop there. Let's read about Pharaoh's dreams in Genesis 41:17-24.

"Then Pharaoh said to Joseph: 'Behold, in my dream I stood on the bank of the river. Suddenly seven cows came up out of the river, fine looking and fat; and they fed in the meadow. Then behold, seven other cows came up after them, poor and very ugly and gaunt, such ugliness as I have never seen in all the land of Egypt. And the gaunt and ugly cows ate up the first seven, the fat cows. When they had eaten them up, no one would have known that they had eaten them, for they were just as ugly as at the beginning. So I awoke. Also I saw in my dream, and suddenly seven heads came up on one stalk, full and good. Then behold, seven heads, withered, thin, and blighted by the east wind, sprang up after them. And the thin heads devoured the seven good heads. So I told this to the magicians, but there was no one who could explain it to me.'"

Do you know what Pharaoh's dreams meant? Joseph told him that there would be seven years of abundance, and seven years of famine. However, Joseph did not only interpret Pharaoh's dreams, he also suggested a solution. He suggested that the Pharaoh set someone over the land to collect some of the excess crops and store them up for the coming seven years. God gave Joseph the wisdom to offer a smart solution for the Egyptians. And what was the result? Let's read Genesis 41:37-40.

"So the advice was good in the eyes of Pharaoh and in the eyes of all his servants. And Pharaoh said to his servants, 'Can we find such a one as this, a man in whom is the Spirit of God?'

"Then Pharaoh said to Joseph, 'Inasmuch as God has shown you all this, there is no one as discerning and wise as you. You shall be over my house, and all my people shall be ruled according to your word; only in regard to the throne will I be greater than you.'"

Remember, Joseph had been sold as a mere slave upon entering Egypt, and had just come from imprisonment before meeting the Pharaoh! It was truly God's wonderful and miraculous work that allowed Joseph to rise to such an important position. It was not only God's work, though. There is something very important about Joseph's interaction with the Pharaoh. Let's read what he said in Genesis 41:16. He did not pretend to be very wise, but rather refused to take any credit for himself, and by doing so, glorified God.

In the end, Joseph proved to those around him that God was with him: first when he helped Potiphar run his

household, and second when he helped the prison keeper run the prison. Joseph also proved his faith by refusing to sleep with Potiphar's wife and by relying on God to help interpret dreams. It was through this faith and reliance on God that Joseph became a living testament to God's power in front of the Egyptians. As a result, Pharaoh placed Joseph in an incredibly important position: Joseph was now ruler of the country, with only Pharaoh having more power than him!

What can we learn from Joseph?
Joseph persevered through difficult circumstances by relying on God and God alone. His life was filled with dark experiences, yet the final outcome was truly amazing! Joseph taught us much about how to deal with trials in our lives. The lessons that we can learn from Joseph are:

Trial 1
He overcame his siblings' anger, hatred, and strife. Jacob's family was riddled with anger, strife, hatred, and deception. The conflicts with his brothers started very early on. When Joseph told his brothers about his dreams, they were furious and hurt. As a result, tension was built upon tension, anger upon anger.

When Jacob sent Joseph to check on his brothers, the ten brothers felt resentment. We can see their degree of resentment toward Joseph in Genesis 37:23 when they take his coat from him. They continued acting on their anger by casting Joseph into a pit, and later, selling him into slavery.

In Genesis 50:20, Joseph said, "As for you, you meant evil against me; but God meant it for good, in order to bring it about as it is this day, to save many people alive." This exemplified Joseph's amazing strength, as he embraced God and trusted in Him completely. He was truly a man full of forgiveness—he overcame hatred with love and forgiveness, understanding that God had a purpose for him to go through this trial.

Trial 2
He overcame temptation. In Genesis 39:6, the Bible said Joseph was "handsome in form and appearance." In other words, he was good-looking and well-built. Potiphar's wife kept casting her eyes on Joseph. She was attracted to him physically, so she wanted to lie with him. Joseph refused her by fleeing; his actions showed powerful conviction! Where did Joseph get this conviction? He feared God and had a close relationship with God! He understood that all sin is against God. Sexual sin is definitely very sinful in the eyes of God. 2 Timothy 2:22 teaches us to "flee also youthful lusts." This is a very vital teaching. When we face temptation, we should not reason or deal with it; we must flee! We need to recognize that we are children of God! Our bodies belong to God. Sin will have a devastating effect on us and also on others. Most of all, when we give in to temptation, we sin against God.

Trial 3
He overcame disappointment. Joseph was imprisoned and treated harshly after Potiphar's wife accused him. As always, God was still with Joseph. Even in prison, Joseph rose to a position of leadership. God gave him favor with the prison keeper (Gen 39:21) and the prison keeper entrusted everything to Joseph's care. Do you know why? Because Joseph feared God, and in return, the Lord made his actions prosper. The only way to overcome a trial is by faithfully serving God and patiently waiting for His timing. Joseph was unjustly imprisoned, but he faithfully served God. God did not forget him. Joseph didn't allow his own pain to prevent him from caring about others in pain. Even though Joseph's life was filled with disappointment, he invested his time by meeting the needs of others. In times of hardship, we must remember that God never forgets what we go through. We need to place our trust in the hands of God, who knows all about our circumstances. It is important for us to be patient, as Joseph was. God will deliver us out of it in His time, the right time.

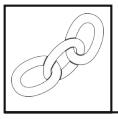

Linking to the Ten Basic Beliefs

2-5 Minutes

One True God

In a world that is constantly changing, it may be hard to understand why certain things happen to us. Why do I need to move, why have my parents lost their jobs, why can't I do this or that, why can't I buy what I want, and so on. Today, we learned that, despite the fact that Joseph was cut off from his family and became a slave in an unfamiliar land, he still trusted in God and understood God's power. Because of his trust and faith in God during those times, God protected him and took care of him. It's the same for us today. This same God can protect and watch over us, too, no matter where we are or what we're trying to accomplish.

Check for Understanding

5 Minutes

1. **Why did Joseph's brothers hate him?** Jacob loved Joseph more than his other sons and gave him a colorful and beautifully-decorated robe. In addition, Joseph had two dreams about his brothers bowing down to him.
2. **What was in Joseph's first dream?** His brothers' sheaves of grain bowed down to his standing sheaf.
3. **What was in Joseph's second dream?** The sun, moon, and eleven stars bowed down to him.
4. **Why was Joseph put in prison?** Because Potiphar believed his wife's lie about Joseph attacking her.
5. **Describe Pharaoh's two dreams.**
   a. First dream: He saw seven fat, healthy cows and seven scrawny, thin cows. Then the scrawny, thin cows ate the seven fat, healthy cows.
   b. Second dream: He saw seven heads of grain, plump and beautiful, growing on a single stalk. Then seven more heads of grain appeared, but these were shriveled and withered by the east wind. These thin heads swallowed up the seven plump, well-formed heads.
6. **After Joseph interpreted the dreams for Pharaoh, what position did Pharoah give him?** He made him second-in-command. Joseph was in charge of the entire land of Egypt, and only Pharaoh had more power than him.
7. **What can we learn from Joseph's life?** He overcame his siblings' anger and hatred by forgiving them and trusting in God's plan. He overcame temptation by fleeing from it. He overcame disappointment in prison by faithfully serving God and caring for others.

Life Application

10 Minutes

[Hand out the Life Aplication worksheets and ask the students to complete them. The answers have been listed below.]

1. Trials Are Tests of Our Faith

[**Teachers:** Once they have completed the activity, discuss with your students some ways they can become seeds that have fallen on the good soil. Remind them that those who take root in Christ will grow into truly fruitful Christians, and will be able to overcome any trials or tribulations that they may encounter.]

The Bible often tells us that God will protect us as long as we trust in Him. So, why do we, as Christians, still experience hardships in our lives? To discover why, read each verse below and fill in the blanks.

Acts 14:22	We must go through many hardships to <u>enter the kingdom of God</u>.
Romans 12:12	It is a test of our faith and <u>patience</u>.
Romans 5:3	Suffering gives us the <u>perseverance</u> to go on.

God gives us trials and tribulations so that we can overcome them and also learn from them. By having faith and relying on God, we can make it through these trials and emerge with a stronger faith. However, the Bible says that everyone deals with trials differently, and some may not even succeed in passing them.

Not everyone is like Joseph, who managed to maintain a strong and firm faith in God, despite experiencing so many hardships. In fact, it's very difficult to have the same kind of faith in God that he had. **So, how do we overcome these trials and tribulations so we don't fall away?**

1. Joseph experienced extreme hatred and jealousy from his brothers. We may also experience dislike from other people, such as our classmates, our siblings, or maybe even a brother or sister in church. This can make you feel hurt or angry. How can we deal with this trial? **Prov 19:11 – "The discretion of a man makes him slow to anger, and his glory is to overlook a transgression."** A patient person is slow to anger, and more willing to forgive. Joseph never got angry at Potiphar, or at the prison keeper. Moreover, he waited more than ten years before he was elevated to his high position! That must have taken a lot of patience! If we emulate Joseph's patience, we too will be blessed and eventually see God's plan for us.	**2. Joseph had to serve as a slave in a foreign country, all alone with an uncertain future.** Fear is something that everyone experiences. We might fear things such as darkness, heights, or switching schools. Sometimes, we might even fear for our future, either physically or spiritually. How can we deal with this trial? **Deut 31:8 – "And the Lord, He is the One who goes before you. He will be with you, He will not leave nor forsake you; do not fear nor be dismayed."** God has promised never to leave His children. Jesus repeats this promise in Matthew 28:20. As long as we put our faith in Him, no matter what fears we have, He will take care of us. And with God's power, what can anything in this world do to us?
3. Joseph was wrongfully accused, and was trapped in prison for a crime that he did not commit. There will be times when it feels like nothing is going right, like no one understands you, or like everyone is against you. Sometimes, it even feels like the entire world is trying to make your whole life go badly. How can we deal with this trial? **Ex 14:14 – "The Lord will fight for you; and you shall hold your peace."** Joseph followed this command to the letter. He did not protest, or try to fight. He obediently went to prison, even though he did not commit the crime, because he knew that God would fight for him.	**4. Joseph encountered some very troubled people who had dreams that could not be interpreted. But Joseph helped them by using the wisdom God gave him.** We are not the only ones who will encounter tribulations; often, our friends may encounter trouble, or be in a tight spot and need help from us. Let's read what the Bible says about this. **Gal 6:2 – "Bear one another's burdens, and so fulfill the law of Christ."** Jesus commands us to love our brothers and sisters, and the Book of Ecclesiastes tells us that a "threefold cord is not quickly broken." By helping each other, you build up a deep and meaningful friendship where you can support each other spiritually, and bring each other closer to God. This is the best kind of friendship that you can possibly have.

2. Trials! Trials! Trials!

1. Sister Brooke prays to God daily for His guidance. She trusts that He will provide a kidney donor for her at the right time. In the meantime, she asks Him to give her the strength to overcome the pain.
2. Sister Jaclyn knows that it's hard to fit in at a new place, so she prays to God and asks Him for the courage to start making new friends. Even though she is lonely, she knows that God is always by her side and will never leave her alone.
3. Even though Cameron is upset that Marty is lying about him to others, he trusts that God will provide for him. He prays to God and asks for guidance regarding his job. Marty's comments do not matter to Cameron, because he knows that if God wants him to keep working there, He will keep his job; if God has another plan for him, then he is also ready for that, too.
4. Harold understands that his parents are busy because they are trying to provide a good life for him. So, when he needs help with his schoolwork, he asks his friends for help. He also tries to do his best in school and in church so that they don't have to worry about him. He prays to God to guide and protect his parents when they are at work. He also asks his parents ahead of time if they are free to spend time with him in the future.

Activity

Calendar

10-15 Minutes

Objective: To help the students remember that whenever they are in trouble, they can always turn to God.

Materials

- Calendar templates
  Fill the dates in beforehand and photocopy sets for the students. Cut each page in half horizontally.
- Scissors • Stapler • Colored pencils or markers • Bibles
- (Optional) Card stock or thicker paper as backing, cut to the appropriate size (one per student)

Instructions

1. Make sure each student has a set of 12 months. They should have six pages each, with two months on each page.
2. From the suggested verses below, have the students choose six verses, and have them write one verse per page in the blank space above the months.
3. Time permitting, they can color and decorate some of the pages. If they completed the life application, perhaps they can draw seeds or plants to illustrate their faith. Other things they can draw are scenes from the Bible story, such as Joseph and his coat, or any of the dreams.
4. Have them stack the pages together, and staple the tops for them. They can rip off each page as the months pass.

Suggested Verses

- **Exodus 14:14** "The Lord will fight for you, and you shall hold your peace."
- **Deuteronomy 31:8** "And the Lord, He is the One who goes before you. He will be with you, He will not leave you nor forsake you; do not fear nor be dismayed."
- **Psalm 46:1-2** "God is our refuge and strength, a very present help in trouble. Therefore we will not fear, even though the earth be removed, and though the mountains be carried into the midst of the sea."
- **Psalm 116:1-2** "I love the Lord, because He has heard my voice and my supplications. Because He has inclined His ear to me, therefore I will call upon Him as long as I live."
- **Psalm 118:6** "The Lord is on my side; I will not fear. What can man do to me?"
- **John 14:27** "Peace I leave with you, My peace I give to you; not as the world gives do I give to you. Let not your heart be troubled, neither let it be afraid."
- **John 15:7** "If you abide in Me, and My words abide in you, you will ask what you desire, and it shall be done for you."
- **Philippians 4:6** "Be anxious for nothing, but in everything by prayer and supplication, with thanksgiving, let your requests be made known to God."
- **Philippians 4:13** "I can do all things through Christ who strengthens me."
- **James 5:13-15** "Is anyone among you suffering? Let him pray. Is anyone cheerful? Let him sing psalms. Is anyone among you sick? Let him call for the elders of the church, and let them pray over him, anointing him with oil in the name of the Lord. And the prayer of faith will save the sick, and the Lord will raise him up. And if he has committed sins, he will be forgiven."

Homework Answer Key

1. blessed
2. control, everything
3. chief cupbearer, chief baker
4. A
5. C
6. C
7. B
8. His brothers' sheaves of grain bowed down to his standing sheaf.
9. The sun, moon, and eleven stars bowed down to him.
10. Potiphar's wife attempted to lure Joseph to sleep with her, but he fled, so she falsely accused him of attacking her.
11. Joseph gave credit to God.
12. We can overcome anger and hatred by forgiving and putting trust in God's hand; we can overcome temptations by fleeing from them; we can overcome disappointment by faithfully serving God and caring for others.

Trials in Joseph's Life

The First Trial: Joseph and His Brothers
As you learn about the story, answer the questions in the left box, and draw your answers in the right.

Answer	Drawing
Jacob loved Joseph very much, and gave him a... _____ (Gen 37:3)	
What was Joseph's first dream? (Gen 37:6-7)	
What was Joseph's second dream? (Gen 37:9)	

Do you know how old Joseph was when all of this happened? He was only seventeen! If you were sold into slavery, you'd probably be very lonely and scared, and may even question if God is really with you or protecting you. But throughout all of this, Joseph never lost his faith in God. Let's read on and see how.

The Second Trial: Joseph and Potiphar

1. "The Lord was with Joseph, and he was a _____ man; and he was in the house of his master the Egyptian. And his master saw that the _____ was with him and that the Lord made all he did to _____ in his hand. So Joseph found favor in his sight, and served him. Then he made him overseer of his house, and all that he had he put under his authority."

2. "So it was, from the time that he had made him _____ of his house and all that he had, that the Lord blessed the Egyptian's house for _____ _____; and the blessing of the Lord was on all that he had in the house and in the field."

3. Potiphar's wife saw that Joseph was very handsome, and wanted to sleep with him. He said, "Look, my master does not know what is with me in the house, and he has committed all that he has to my hand. There is no one greater in this house than I, nor has he kept back anything from me but you, because you are his wife. How then can I do this _____ _____, and _____ against God?"

4. Potiphar's wife said, "Lie with me." But Joseph left his garment in her hand, and _____ and _____ outside.

Joseph did not let go of his faith in God. He knew that everything he had been given was because of God's blessings, so he did not betray his faith. Joseph ran away from temptation! However, because of his refusal to sin, he was accused of a very, very serious crime. In fact, Potiphar would have been fully justified executing him on the spot! But instead, he threw Joseph into prison. Although it seemed like Joseph's situation just kept getting worse and worse, in truth, God was protecting and guiding Joseph for His own plans. Of course, Joseph could not have known this at the time, and he had to suffer even though he had done nothing wrong. But he still didn't lose faith in God! Let's read on and see how Joseph reacted to this new trial.

The Third Trial: Joseph Interprets Dreams

1. In prison, Joseph encountered two very troubled prisoners: the king's _____ _____ and the king's _____ _____.

2. "We each have had a dream, and there is no interpreter of it." So Joseph said to them, "Do not interpretations belong to _____? Tell them to me, please."

3. "So the advice was good in the eyes of Pharaoh and in the eyes of all his servants. And Pharaoh said to his servants, 'Can we find such a one as this, a man in whom is the _____ of God?'"

4. "Then Pharaoh said to Joseph, 'Inasmuch as God has shown you all this, there is no one as _____ and wise as you. You shall be over my house, and all my people shall be _____ according to your word; only in regard to the throne will I be greater than you.'"

Remember, Joseph had been sold as a mere slave upon entering Egypt, and had just come from imprisonment before meeting the Pharaoh! It was truly God's wonderful and miraculous work that allowed Joseph to rise to such an important position. He did not pretend to be very _____, but rather refused to take any credit for himself, and by doing so, _____ God.

Trials Are Tests of Our Faith

The Bible often tells us that God will protect us as long as we trust in Him. So, why do we, as Christians, still experience hardships in our lives? To discover why, read each verse below and fill in the blanks.

Acts 14:22	We must go through many hardships to _____.
Romans 12:12	It is a test of our faith and _____.
Romans 5:3	Suffering gives us the _____ to go on.

God gives us trials and tribulations so that we can overcome them and also learn from them. By having faith and relying on God, we can make it through these trials and emerge with a stronger faith. However, the Bible says that everyone deals with trials differently, and some may not even succeed in passing them.

Not everyone is like Joseph, who managed to maintain a strong and firm faith in God, despite experiencing so many hardships. In fact, it's very difficult to have the same kind of faith in God that he had. **So, how do we overcome these trials and tribulations so we don't fall away?**



1. Joseph experienced extreme hatred and jealousy from his brothers.

We also may experience dislike from other people, such as our classmates, our siblings, or maybe even a brother or sister in church. This can make you feel hurt or angry. How can we deal with this trial?

Prov 19:11 – "The _____ of a man makes him slow to anger, and his glory is to _____ a transgression."

A patient person is slow to anger, and more willing to forgive. Joseph never got angry at Potiphar, or at the prison keeper. Moreover, he waited more than ten years before he was elevated to his high position! That must have taken a lot of patience! If we emulate Joseph's patience, we too will be blessed and eventually see God's plan for us.



2. Joseph had to serve as a slave in a foreign country, all alone with an uncertain future.

Fear is something that everyone experiences. How can we deal with this trial?

Deut 31:8 – "And the Lord, He is the One who goes _____ you. He will be with you, He will not leave nor forsake you; do not _____ nor be dismayed."

God has promised never to leave His children. Jesus repeats this promise in Matthew 28:20. As long as we put our faith in Him, no matter what fears we have, He will take care of us. And with God's power, what can anything in this world do to us?

3. Joseph was wrongfully accused, and was trapped in a prisonfor a crime that he did not commit.



There will be times when it feels like nothing is going right, like no one understands you, or like everyone is against you. Sometimes, it even feels like the entire world is trying to make your whole life go badly. How can we deal with this trial?

Ex 14:14 – "The Lord will _____ for you; and you shall hold your _____."

Joseph followed this command to the letter. He did not protest, or try to fight. He obediently went to prison, even though he did not commit the crime, because he knew that God would fight for him.

4. Joseph encountered some very troubled people who had dreams that could not be interpreted. But Joseph helped them by using the wisdom God gave him.

We are not the only ones who will encounter tribulations; often, our friends may encounter trouble, or be in a tight spot and need help from us. Let's read what the Bible says about this.

Gal 6:2 – "_____ one another's _____, and so fulfill the law of Christ."

Jesus commands us to love our brothers and sisters, and the Book of Ecclesiastes tells us that a "threefold cord is not quickly broken." By helping each other, you build up a deep and meaningful friendship where you can support each other spiritually, and bring each other closer to God. This is the best kind of friendship that you can possibly have.

Trials! Trials! Trials!

How would you handle these trials?

Joseph went through many trials. Read the following cases and write down how you would handle each trial.

1. Sister Brooke has been sick for a while. Both of her kidneys are not doing well and she is in need of a transplant. A kidney transplant is when they take the bad kidney out and replace it with a good working one. It is not always easy to find a good kidney for transplants. This requires either someone living to donate a kidney to her or one to be donated after someone passes away. But that's not all, their blood types must match, too, or else her body may reject the new kidney. In the meantime, she needs to go through a painful process that requires doctors to use a machine to clean her blood. It's a very uncomfortable process that needs to be done frequently.

If you were Brooke, how would you handle this trial?

2. Jaclyn and her family moved to a new city not too far away from their old home. At first, she felt like it would be okay because she'd only be 45 minutes away from her old school and church friends. However, when she started school, she had a hard time making new friends. So, on the weekdays, she would go to school, come home, do her homework, and then do it all over again the next day. She had no friends to play with after school.

She thought that Sabbath days at the new church would be better because they were all brothers and sisters. But she didn't know everyone that well and most of them were really good friends with one another already. She continued to feel quite lonely for close to two months.

If you were Jaclyn, how would you handle this trial?

3. Cameron had been doing a terrific job at his company. He was never late to work and he finished his work on time. His boss was very pleased with him.

Cameron's co-worker Marty, who had worked in the company longer than Cameron, was beginning to feel jealous and didn't want Cameron to get any kind of promotion or pay raise.

Marty began to say bad things about Cameron in front of others and complained to his boss about Cameron—all in the hopes of ruining Cameron's reputation to get him fired.

If you were Cameron, how would you handle this trial?

4. Harold's parents worked long hours and so they were not able to see each other much during the week. Harold's father had two jobs and would always be very tired when he got home. His mother worked a late shift, so by the time Harold got home from school, his mother had to start work. Even though Harold also lived with his two younger sisters and his grandparents, he still wished he could spend time with his parents. Sometimes, he had questions with his schoolwork or wanted to go out somewhere, but because they were not around, he could not do anything.

If you were Harold, how would you handle this trial?

E2 Year 1 Book 3 Lesson 2—Trials in Joseph's Life

Homework Assignment

Name: _____ **Parent signature:** _____ **Date:** _____

Bible Reading: Please put a check mark in the space when you complete the reading each day.
Prayer: Please put a check mark in the space on the days you prayed to God.

	Sun	Mon	Tue	Wed	Thu	Fri	Sat
Read							
Pray							

What I Learned from the Bible This Week

1. _____

_____

_____

2. _____

_____

_____

Memory Verse

Please write down this week's memory verse. **(Psalm 28:7)**

_____

Fill In the Blank

1. Because of Joseph's presence, God _____ Potiphar's household.
2. Potiphar gave Joseph complete _____ over _____ in his household, even the other servants.
3. In prison, Joseph encountered two very troubled prisoners. One was the king's _____ _____, and the other was the king's _____ _____.

Multiple Choice

4. _____ : Joseph's master put him in charge of everything in his house because ____.
   a. God was with Joseph and gave him success in everything he did.
   b. Joseph was the most handsome servant.
   c. His masters were lazy.

5. _____ : The chief cupbearer and chief baker were sad one morning because _____.
   a. Pharaoh gave the order to have them both killed.
   b. Pharaoh had a birthday and they were not invited.
   c. They could not understand the dream they each had.

6. _____ : When Joseph heard about the two prisoners' dreams, he said to them, _____.
   a. "I am gifted in interpreting dreams. I will tell you what they mean."
   b. "If you promise to get me out of here, I will interpret your dreams."
   c. "Interpretations come from God."

7. _____ : When Pharaoh asked Joseph to interpret his dreams, Joseph ____.
   a. Demanded freedom in exchange for his interpretation
   b. Answered Pharaoh honestly and offered a solution to the problem
   c. Acted wise and smart to try and get into Pharaoh's good graces

Short Answer

8. What was in Joseph's first dream?

9. What was in Joseph's second dream?

10. Why was Joseph put in prison?

11. When interpreting the dreams of the chief cupbearer, chief baker, and Pharaoh, to whom did Joseph give credit?

12. What can we learn from Joseph's trials?

Lesson 3

Joseph Meets His Brothers

Objectives

1. To trust God in everything, even when we may not understand.
2. To learn that sometimes hardships may occur for good purposes and that God works for the good of those who love Him.
3. To learn about forgiving others.

Memory Verse

"Hatred stirs up strife,
but love covers all sins."

(Proverbs 10:12)

Prayer

1. We thank God for gathering us here so that we can worship and learn more about His word.
2. Lord, please help us to be wise in all that we do.
3. Lord, please help us through the trials we encounter.
4. And Lord, You have forgiven us many times already; may You give us the power to forgive others.
5. May God help us focus on this lesson and apply its teachings to our lives.

Overview

1. Joseph Meets His Brothers
2. The Brothers Return to Egypt
3. Joseph Reveals Himself
- What can we learn from Joseph's brothers?
- What can we learn from Joseph?

4. Linking to the Ten Basic Beliefs—One True God
5. Life Application
- God Works for the Good of Those Who Love Him
- To Forgive Just as Jesus Has Forgiven Us
- A Time to Forgive

6. Activity—Bowl of Forgiveness

Background Knowledge for Teachers

Famine
The Bible records many instances of famine. It is one of the many major natural disasters that strikes man. When a famine hits, people who live in the affected area suffer hunger and starvation because the land cannot produce any food. This is usually the result of long periods of drought in the land. We see such cases nowadays in many regions of Africa.

Reaching Out to Your Students

Students at this age still think of life in the short term; immediate action and immediate consequences are generally all that they think about. They may have begun to consider some long-term concepts, such as saving up their spending money or planning their school projects ahead of time. However, when they encounter hardships at home or at school, the long-term is probably the furthest thing from their mind. As you teach this story, remind them that it was only after close to two decades of hardship that Joseph realized what God had sent him to Egypt for, and why God had allowed him to be abused and sold by his brothers.

As you teach the lesson, also take the opportunity to remind your students about forgiveness, and about love for their family. At this age, they may be more concerned with their school friends or their valuable possessions. However, learning about how much more valuable their family is, and how important it is to forgive their family when they have argued with them or done something to annoy them, should be emphasized constantly throughout their lives.

Opener

5 Minutes

Give the students each a piece of paper and a pencil, and have them write the numbers 1 through 5 down the left side of the paper. Explain that you are going to give them a quiz about forgiving. All the questions can be answered with a "yes" or "no."

1. Are you forgiving when you say, "I forgive you, but I will never forget how unkind you have been to me"?
2. Are you forgiving when you are happy that something bad happened to someone you do not like?
3. Are you forgiving when you want to get even with someone who pushed or hit you?
4. Are you forgiving when you stop talking to someone who told lies about you?
5. Are you forgiving when you speak unkindly about someone who does not choose you to be on his or her team?

Point out that the correct answer to all the questions is "No." Explain that to truly forgive we must:

1. Overcome our angry feelings.
2. Not judge or criticize others.
3. Forgive and forget about what had been done.

Vocabulary

aromatic resin: a substance from wood or plants that produces a pleasant odor when burned

Bible Discovery & Spiritual Teaching

30-35 Minutes

For Teachers

Pass out the Bible Discovery worksheet for the students to fill out as you go through the lesson. The answers have been underlined here.

Last week, we learned about the many trials that Joseph endured. We also learned how Joseph overcame all of these trials with his faith and trust in God, and how God continued to protect him. Eventually, Joseph became second-in-command of the entire country of Egypt because of his wisdom and faith. The story is going to continue today, beginning with the famine that Joseph had predicted.

When Joseph was placed in charge, he immediately began to gather excess crops from all of the Egyptians, in order to prepare for the upcoming famine. As Joseph had interpreted, the Egyptians harvested an enormous amount for seven years. The storehouses that he had prepared eventually became so full that he could no longer keep track of how much they had!

Then, the next part of his interpretation came true; after seven years of plenty came seven years of famine, harsh enough that no one could grow any crops. Back then, not being able to grow crops meant not being able to eat. It was due to Joseph's foresight that the Egyptians were saved. However, it wasn't just Egypt that experienced this famine. The entire surrounding area also became short on food, including Joseph's family in Canaan. Today's lesson is going to focus not on Joseph, but on his brothers.

Joseph Meets His Brothers

Now, due to Joseph's wisdom, Egypt was safe for the upcoming seven years; anyone who ran out of food could go to him and buy from the storehouses that he had filled up. However, those in Canaan did not have any storehouses, so they had to travel to Egypt to buy food.

Jacob's family was also suffering from the famine, and when they were running out of food, Jacob sent his sons to Egypt to buy grain. He sent all of his sons, except Benjamin. Why do you think he favored Benjamin? (Because he was Rachel's only other son, and Joseph's only full brother.)

Now, let's read what happened when the brothers encountered Joseph in Genesis 42:6-8. The brothers did

not recognize Joseph at all, probably because they thought he was long dead. Moreover, they hardly expected their brother to rise to such an important position. Joseph pretended not to know them, and treated them roughly, even placing them in jail for three days! Why do you think he did this? Well, let's read on to see why Joseph acted this way.

Let's read Genesis 42:18-25. It might seem at first that he was treating them poorly because of what they did to him, but Joseph, knowing that they had families to feed, let them out of prison to take food home. On top of this, the Bible says that he wept upon hearing his brothers speak remorsefully, and even commanded that their sacks be filled with food, provisions for their journey, *and* with the money they had brought! These were actions of love, not of hate.

In the end, Joseph kept Simeon back, and allowed the other brothers to return home, demanding that they bring their younger brother to prove that they were not spies. So the brothers returned home, and Simeon remained with Joseph in Egypt. Let's read Genesis 42:35-38 to see what happened when they got home. Do you remember that Reuben was the only brother who tried to protect Joseph? Again, he is taking responsibility for his youngest brother. But Jacob refused to let Benjamin go, and they remained in Canaan.

The Brothers Return to Egypt

We are now in the next chapter of the story. Jacob's family had run out of food again, and he told his sons to go to Egypt to buy food. However, Joseph had explicitly warned them that they were not to appear without their younger brother. Let's read what happened in Genesis 43:8-14. Do you remember that Judah was the same one who had suggested to sell Joseph into slavery? Now he was offering his own life for Benjamin's. He had changed a lot since back then! Since they had no choice, Jacob allowed Benjamin to leave, and also told them to bring gifts and double the money back to Egypt, hoping that these were enough to bring his sons back safely.

Once again, they traveled to Egypt, and once there, they immediately received a scare: Joseph sent them to his house! Was he going to punish them for taking money? Or perhaps he still thought they were spies? So the brothers approached the steward and told him about the money, but the steward assured them saying, "Do not be afraid. I have your money!" Of course, this was not entirely true, but the brothers were reassured, and they prepared their gifts for Joseph.

After being reunited with Simeon, the brothers then presented their gifts to Joseph when he returned home, and they bowed down before him. Do you remember Joseph's very first dreams? He had dreamed that his brothers would bow down to him, and they hated him for his dreams. But now his dreams had come true! After presenting their gifts, they sat down to eat a meal together. It must have been a very moving moment for Joseph, who had been separated from his family for more than ten years, to be able to sit with his brothers and eat together peacefully. However, Joseph had one more test for his brothers.

After the meal, he sent them back home, but first he gave their money back again, and told his steward to slip his personal silver cup into Benjamin's sack. After they had gone some distance away, he then sent his steward to follow them and accuse them of thievery! What was Joseph up to? Let's read what happened in Genesis 44:10-13. Of course, the cup was found in Benjamin's sack, and they returned to Joseph, who told them that he was going to take Benjamin as his slave for being a thief. However, before he could take Benjamin away, Judah stepped forward! Let's see what he said in verses 33-34.

Joseph had imprisoned them, kept Simeon back, demanded that they bring Benjamin, and tricked them by putting his silver cup into Benjamin's sack. Why do you think he did all of this? Joseph was testing his brothers to see if they were the same as before. By targeting Benjamin, his father's other favorite son, Joseph was testing to see if his brothers would treat Benjamin the same way they had treated him. If they abandoned Benjamin, then they were the same as before. But unlike the past, they did their best to protect their brother. In fact, Judah, the same one who suggested selling Joseph into slavery, offered himself as a sacrifice for Benjamin's sake. It was now clear to Joseph that his brothers had truly changed for the better.

Joseph Reveals Himself

At long last, unable to pretend anymore, Joseph revealed himself to his brothers. However, upon his announcement of his true identity, the brothers were stunned into silence. Their long lost brother—the same brother they had thought to be long lost or dead—was standing in front of them, not only alive, but healthy, whole, and in a position of such great power! What if Joseph wanted to use his power to take revenge? But Joseph spoke gently to them, explaining how God had sent him to Egypt and raised him into this position so that he could save the lives of so many people. Let's read what he said in Genesis 45:5-9.

Even in his position of power, Joseph remained fully aware of God's power, and still held on to his faith in God. Now, his faith had been rewarded, and he now had the opportunity and ability to save his family from starvation. So he sent his brothers back home with provisions and carts so that they could bring their father and their

families to Egypt. When they finally arrived home and delivered the news, Jacob was astonished. The son he had thought to be dead all these years was actually alive! So Jacob and his sons traveled to Egypt, and Joseph was finally reunited with his family.

What can we learn from Joseph's brothers?
In Genesis 44:14-34, we can see that there was a big difference in their attitudes from years before.
In verse 14, it said, "they fell before [Joseph] on the ground." This gesture fulfilled what Joseph had dreamt before he was sold to Egypt.

Then, in verse 16, Judah said, "What shall we say to my lord? What shall we speak? Or how shall we clear ourselves? God has found out the iniquity of your servants; here we are, my lord's slaves, both we and he also with whom the cup was found." This was a clear admitting through Judah their guilt of selling Joseph into slavery. It was "we," not "he."

In verses 33-34, Judah continued, "Now therefore, please let your servant remain instead of the lad as a slave to my lord, and let the lad go up with his brothers. For how shall I go up to my father if the lad is not with me, lest perhaps I see the evil that would come upon my father?" Judah had had a change of heart! Originally, Judah had led his brothers to sell Joseph into slavery, but now, he plead to give himself in exchange for Benjamin.

The Bible teaches us that true repentance is turning away from our sins. We can see very clearly the change in Judah's heart. Likewise, we need to examine our hearts constantly to see if we are turning away from iniquity and letting God work in us to mold us and change us.

What can we learn from Joseph meeting with his brothers?
When Joseph said in Genesis 45:3, "I am Joseph," we can see that these are the words that he had longed to say since he first saw his brothers coming to Egypt for food. His early dreams of them bowing down to him had come true! Right at this moment, Joseph could have put them to death, but he didn't. We could see that Joseph was a man of honor. The Bible records that: in verse 2, "He wept aloud"; in verse 4, he said, "Please come near to me"; in verse 5, "Do not therefore be grieved or angry with yourselves"; and in verses 7-8, "God sent me." All these expressions of Joseph's emotions only proved one thing: he showed full forgiveness and no desire for revenge. He displayed what it meant to have the full love of God and compassion. In Genesis 50:20-21, Joseph said, "But as for you, you meant evil against me; but God meant it for good, in order to bring it about as it is this day, to save many people alive. Now therefore, do not be afraid; I will provide for you and your little ones." **Only Joseph, who really had deep faith in God, could have said these words. His faith helped him overcome all the difficulties he encountered and allowed God to work out His plan.**



Linking to the Ten Basic Beliefs

2-5 Minutes

One True God

Joseph went through a lot of suffering and many difficulties before he was appointed governor. At no point did Joseph complain to God or curse God. Thus, God continued to bring him success in everything he did. God had a plan for him and his family. Joseph's journey to Egypt was not in vain—it was to save his family. Sometimes, we may not know what God has in store for us, but we need to know that He is the true and living God. He's always watching and guiding us. We need to believe in God's promises and put our trust in Him always.

Check for Understanding

5 Minutes

1. **Why did Joseph pretend not to know his brothers and accuse them of being spies when they first went to Egypt for food?** Because Joseph wanted to test his brothers' love towards one another.
2. **When did Joseph's dreams come true?** When all his brothers came and bowed down to the ground before him.
3. **In whose sack did Joseph command his steward to place his silver cup? And who came forth, offering himself to take that brother's place to become Joseph's slave?** Benjamin, Judah.
4. **After Joseph revealed his true identity, what did he ask his brothers to do?** Joseph asked his brothers to go back to their father quickly and bring him and the rest of the household to Egypt.

Life Application

10 Minutes

1. God Works for the Good of Those Who Love Him

[Pass out the story and ask students to read it. Then, answer the questions that follow.]

1. How did God turn a bad situation into something good for Jason's family?
Their home was robbed, but this made them decide to move away. This was to protect their family from the disaster that was to come.

2. How is Jason's story similar to Joseph's story?
Joseph also went through many bad situations and difficult times, but they all happened so something better could come, and in the end, they saved his family.

3. What did Jason's family do when they were afraid? How did it help them?
They prayed to God and they were comforted.

Who is God to you?

Is He **big** or small?

Is He *all-powerful* or is He a wimp?

Does He love you or does He just put up with you?

Jesus said:

- "Come to Me, all you who labor and are heavy laden, and I will give you rest." (Mt 11:28)
- "I am with you always, even to the end of the age." (Mt 28:20b)
- "If you ask anything in My name, I will do it." (Jn 14:14)

2A. To Forgive Just as Jesus Has Forgiven Us

[Pass out Worksheet #2A, and ask students to complete it before moving on to Worksheet #2B.]

What is true forgiveness? When you truly forgive, it means that you are sincere and honest in what you say. God knows our hearts. He'll know if we don't really want to forgive someone and that we're just doing it for show. This does not give us treasures in heaven. If we cannot forgive others, then God will not forgive us either.

Read the following verses on forgiveness, and then write them out in the boxes.

Mark 11:25 *"And whenever you stand praying, if you have anything against anyone, forgive him, that your Father in heaven may also forgive you your trespasses."*

Colossians 3:13 *"Bearing with one another, and forgiving one another, if anyone has a complaint against another; even as Christ forgave you, so you also must do."*

Matthew 6:14 *"For if you forgive men their trespasses, your heavenly Father will also forgive you."*

Luke 6:37 *"Judge not, and you shall not be judged. Condemn not, and you shall not be condemned. Forgive, and you will be forgiven."*

2B. A Time to Forgive

Objective: To learn that forgiveness requires action on one's part.

Read each scenario below and finish the story.

Story	How would you show forgiveness?
You let your friend Kris borrow your only ruler in school because he left his at home. While using it, he drops it on the floor and it breaks in half. He tells you, "Sorry, I accidentally broke your ruler."	Instead of being angry, what would you say? What actions would you take? *It's alright, Kris, don't worry about it. It's not a big deal. I can borrow someone else's later. Or, if you want, you can buy me a new one when you have the chance.*
You asked your mom to buy you a box of cookies while she was at the grocery store. You wanted to have it as a snack for lunch tomorrow, but she forgot to buy it because she was buying a lot of other groceries for dinner.	Instead of demanding that your mom return to the store, what would you say? What actions would you take? *Thanks for making dinner for us and preparing my lunch for tomorrow. When you're at the grocery store next time, can you please pick up a box for me?*
Your dad has told you to clean your room many times, but you put it off every time. Finally, your dad decides to clean it for you. The next day, you realize that he accidentally threw out your bag of seashells that you collected from the beach last weekend. You had it in a trash bag by your door and he accidentally took that to the garbage can with other garbage from your room.	Instead of yelling and screaming, what would you say? What actions would you take? *Dad, that was my collection of shells that I worked really hard to collect last time. But, I should have washed and cleaned the shells and put them with the rest of my collection. I guess if I had listened to you and cleaned my room myself, I wouldn't have this problem right now. Thanks for cleaning my room for me.*

Why is it so important to be truthful to our parents and to God?

Your parents may ask you lots of questions before you go out or go do something. And it may seem like you want more freedom or you want them to mind their own business. But your parents care for you a lot and it hurts them if you don't tell them truth. They want to make sure that you are safe and that you don't get into trouble or receive bad influences. They care for your physical health as well as your spiritual health.

Lying to God is not going to help you. God knows everything; we all know that. There's nothing to hide. It also hurts God, when you do something dishonest.

Homework Answer Key

1. famine
2. Benjamin's
3. wept
4. A
5. C
6. Joseph asked his brothers to go back to their father quickly and bring him and the rest of the household to Egypt.
7. The first test involved putting their money back into their sacks. He asked the brothers to bring Benjamin to prove their innocence. The second test involved putting his silver cup in Benjamin's sack. He wanted to see what his older brothers would do when Benjamin was in trouble.
8. Answers may vary.
9. Answers may vary.

Activity

Bowl of Forgiveness

10-15 Minutes

Objective: To help the students remember to forgive others.

This is a paper mache project, which will be very messy. If you've never worked with paper mache before, you might want to try it at home so you can get the hang of it. To make cleaning up easier in the classroom, you can bring several sheets of newspaper to spread out on the working surface. If possible, also have aprons or makeshift covers for the students' Sabbath clothing! Also note that there are several websites with instructions for this particular craft, complete with pictures and more detailed instructions. Simply do a web search for "paper mache balloon bowl."

Materials

- Plain paper (either computer or lined)
- Paint, optional
- Scissors
- Paper mache glue, mixed in a disposable container (2 parts white school glue, 1 part water)
- Paintbrushes for each student
- A medium-sized balloon, one for each student
- A Sharpie
- Smallish containers or bowls to prop their balloons in

Preparations

1. Either pre-mix the glue and store in an airtight container, or bring the glue and water and mix in a container (or several containers, depending on the number of students).
2. Cut several pieces of paper into strips that are roughly 4"x1". You need enough to cover the bottom of each balloon with 2 or 3 layers of paper. If you have a lot of students, consider using a paper cutter.

Instructions

1. Hand a blank piece of paper to each of the students. Ask them to write down a list of things they are finding difficult to forgive, or can't easily forget (e.g. "My brother stole my toy and broke it.").
2. While they are writing, blow up each of the balloons (the width to which you blow it up will become the diameter of the bowl), and using the Sharpie, draw a line around the widest part of the balloon. This marks the height of the bowl. Prop them in the containers that you brought, tied side down.
3. Once they are finished writing, ask them to either rip or cut their paper into strips, roughly 4" long and 1" wide, and give them each a balloon and brush. Place the glue container(s) where they can all reach.
4. Have them cut out their favorite verse(s) from Life Application Worksheet #2, and set the verses aside. (If the students wrote in pencil, have them re-write the verses with a ballpoint pen.)
5. Begin gluing the paper strips to the top half of the balloon by first brushing glue on the balloon surface, placing a strip of paper on top of the glue, and then painting more glue on top of the paper. Repeat this process until there are around 2 or 3 layers of paper on the balloon (make sure they know not to add any below the line that you drew).
6. When they are done, have the students carefully glue the verses that they cut out from Life Application Worksheet #2 as the last layer, upside down and near the line that you drew. Paint another thin layer of glue on top.
7. Set them aside in the classroom so that they can dry (this will take at least a day). For the last step, carefully pop the balloon, and you should be left with a paper mache bowl.
8. Optional: When it is dry, allow the students to paint the bowl. Make sure they paint around the verses!

Joseph Meets His Brothers

Part 1: Joseph Meets His Brothers

1. Joseph had been placed _____-in-command over Egypt. During the years of excess crops, he placed food in many _____ across Egypt. Because of his wisdom, Egypt was saved from the _____ years of famine.
2. Jacob sent all of his sons, except _____, to Egypt to buy food.
3. It seemed that Joseph treated his brothers poorly because of what they did to him, but Joseph allowed them to return home, filled their _____, and returned their money.

Part 2: The Brothers Return to Egypt

1. Along with _____, the brothers brought many _____ and double the money to Egypt with them.
2. Just as Joseph's _____ had predicted, his brothers all _____ down to him.
3. After their meal together, Joseph told his steward to slip his _____ _____ into _____'s sack. He then accused his brothers of thievery!
4. Although in the past, _____ had suggested selling Joseph into slavery, this time when Benjamin was in danger, he offered _____ as a replacement.

Part 3: Joseph Reveals Himself

1. Unable to pretend anymore, Joseph _____ himself to his brothers, shocking them into silence.
2. Joseph comforted them, telling them that it was _____ who had sent him into Egypt, in order to _____ lives.
3. Even in his position of power, Joseph remained fully aware of God's _____, and still held on to his _____ in God.
4. Now, his faith had been rewarded, and he now had the opportunity and ability to _____ his family from _____.

God Works for the Good of Those Who Love Him

"And we know that all things work together for good to those who love God, to those who are the called according to His purpose." (Rom 8:28)

Read the following story and answer the questions that follow.

Jason and Cindy's family had been out all day visiting their grandmother. When they came home at night, they found the front door open. Jason's dad told everyone to stay outside while he checked inside the house. They waited nervously by the porch, their mom holding Jason and Cindy close to her as they prayed for God's protection. Very soon, Dad came out with a troubled face. "Someone broke in," he told them. They walked into the house and saw that not only was everything a mess, but many of their valuables had also been taken. Dad called the police and reported what had happened.



Jason and Cindy could not sleep that night. Cindy was afraid that if she fell asleep, someone might break in again. Jason put his baseball bat next to him. Jason could not understand why God let this terrible thing happen to them. For a few days, Jason had a hard time falling asleep and constantly had nightmares.

Jason's parents found out that they had been tired lately and they realized that neither of them could sleep. Their parents realized they had forgotten to do something: pray and rely on God. So they all knelt down together to pray. They prayed for a long time. After the prayer, their parents encouraged Jason and Cindy, reminding them that they must trust in God.

"Our lives are in God's hands and, as long as we fear and obey God, God will always provide a way out when we are in danger," their mom said. After the prayer and encouragement, everyone felt better.

It happened that Jason's dad had been looking for a different and better job for quite a while. However, after the robbery, he began looking outside of the city rather than close by. Once he began applying outside of the city, he immediately received a job, and the family moved to a different house.

Two months after they moved into the new house, Jason was watching the news when he cried out, recognizing their old house. The reporter was saying that a gas explosion had destroyed their house and some of the surrounding neighbors' houses.

"Wow, if we were still living in that house, then we would have gotten hurt!" Jason said, shocked.

Dad agreed with him. "That's right, but because of the robbery, we moved. It seems that God allowed the terrible thing to happen so that we would be out of danger." Jason and Cindy learned and understood how God sometimes uses bad situations to make things better for those He loves.

1. How did God turn a bad situation into something good for Jason's family?

2. How is Jason's story similar to Joseph's story?

3. What did Jason's family do when they were afraid? How did it help them?

To Forgive Just as Jesus Has Forgiven Us

What is true forgiveness? When you truly forgive, it means that you are sincere and honest in what you say. God knows our hearts. He'll know if we don't really want to forgive someone and that we're just doing it for show. This does not give us treasures in heaven. If we cannot forgive others, then God will not forgive us either.

Read the following verses on forgiveness, and then write them out in the boxes.

Mark 11:25

Colossians 3:13

Matthew 6:14

Luke 6:37

"If we cannot forgive others, then God will not forgive us either."

A Time to Forgive

Objective: To learn that forgiveness requires action on one's part.

Read each scenario below and finish the story.

Story	How would you show forgiveness?
You let your friend Kris borrow your only ruler in school because he left his at home. While using it, he drops it on the floor and it breaks in half. He tells you, "Sorry, I accidentally broke your ruler."	Instead of being angry, what would you say? What actions would you take?
You asked your mom to buy you a box of cookies while she was at the grocery store. You wanted to have it as a snack for lunch tomorrow, but she forgot to buy it because she was buying a lot of other groceries for dinner.	Instead of demanding that your mom go back to the store, what would you say? What actions would you take?
Your dad has told you to clean your room many times, but you put it off every time. Finally, your dad decides to clean it for you. The next day, you realize that he accidentally threw out your bag of seashells that you collected from the beach last weekend. You had it in a trash bag by your door and he accidentally took that to the garbage can with other garbage from your room.	Instead of yelling and screaming, what would you say? What actions would you take?

Why is it so important to be truthful to our parents and to God?

Your parents may ask you lots of questions before you go out or go do something. And it may seem like you want more freedom or you want them to mind their own business. But your parents care for you a lot and it hurts them if you don't tell them truth. They want to make sure that you are safe and that you don't get into trouble or receive bad influences. They care for your physical health as well as your spiritual health.

Lying to God is not going to help you. God knows everything; we all know that. There's nothing to hide. It also hurts God, when you do something dishonest.

E2 Year 1 Book 3 Lesson 3—Joseph Meets His Brothers

Homework Assignment

Name: _____ **Parent signature:** _____ **Date:** _____

Bible Reading: Please put a check mark in the space when you complete the reading each day.
Prayer: Please put a check mark in the space on the days you prayed to God.

	Sun	Mon	Tue	Wed	Thu	Fri	Sat
Read							
Pray							

What I Learned from the Bible This Week

1. _____

_____

_____

2. _____

_____

_____

Memory Verse

Please write down this week's memory verse. **(Proverbs 10:12)**

_____

Fill In the Blank

1. Joseph's brothers went to Egypt because there was a _____ in the land.
2. Joseph had his steward put the silver cup in _____ sack.
3. As soon as Joseph heard Judah defend Benjamin, he ordered all his servants to leave him and he _____.

Multiple Choice

4. _____ : Joseph said it was ____ who had sent him to Egypt to save his family's lives.
   a. God
   b. His brothers
   c. The Ishmaelite merchants

5. _____ : One of the brothers bravely defended Benjamin because _____.
   a. Benjamin was his favorite brother.
   b. Benjamin was their baby brother.
   c. Their father loved Benjamin very much, and he did not want his father to be sad for losing Benjamin.

Short Answer

6. After Joseph revealed his true identity, what did he ask his brothers to do?

7. Joseph tested his brothers twice. How did Joseph test his brothers? What was the purpose of each test?

8. Has anyone ever done something wrong to you? Were you able to forgive them? If so, how did you do it? If not, why was it difficult?

9. Have you ever done something wrong to someone else? Did you apologize or say sorry? Did they forgive you? If so, how did you feel when you were forgiven? If not, how did you feel?

Lesson 4

Moving to Egypt

Objectives

1. To learn that we, as God's children, must remain separate from the world.
2. To remember that we can rely on God's promises, because He is faithful to us.

Memory Verse

"For the word of the Lord is right, and all His work is done in truth."

(Psalm 33:4)

Prayer

1. We thank God for gathering us here so that we can worship and learn more about His word.
2. Lord, please help us to understand and follow Your will.
3. And Lord, You have given us loving parents. Please help us learn how to love them back.
4. May You help us focus on this lesson and apply its teachings to our lives.

Overview

1. Jacob Journeys to Egypt
- Goshen
- Jacob's last days
- Joseph passes away
  - a. What did God say to Jacob whenever he moved?

2. Linking to the Ten Basic Beliefs—One True Church

3. Life Application
- Separate from the World
- Believing in God's Promises

4. Activity—We Are All Travelers

Background Knowledge for Teachers

Jacob's Family in Egypt

The famine forced Jacob to send his sons to Joseph in Egypt, and it eventually led to his entire family moving there. Jacob's move to Egypt marked the beginning of an ages-long sojourn from the promised land, Canaan. Not until his descendants had multiplied into a nation would he finally be buried with his forefathers. However, moving to Egypt held a higher significance than simply that of surviving the famine.

Egyptians were severely prejudiced against shepherds, and Joseph and his family were not spared from that prejudice. Fortunately, their isolation in Goshen was a blessing. Barely four generations after Abraham, the family was already in danger of diluting and losing their beliefs by intermarrying with the Canaanites (Gen 38). Their identity as worshipers of God was preserved with their isolation from both Canaanites due to distance, and Egyptians, due to their prejudices. And so with this preservation, it was not simply a nation that blossomed within Goshen, but a nation that had a unique identity as God's children and the living proof of God's covenant with Abraham.

Embalming

The Egyptians invented the art of embalming to preserve a corpse from decaying. The Hebrews did not practice embalming because the laws forbade them to touch dead bodies. However, the only exceptions in the Bible were the embalming of Jacob (Gen 50:2-3) and Joseph (Gen 50:26) because of their status and the need to preserve them so that burial in their homeland of Canaan was possible.

There are three methods for embalming, differentiated by cost and elaboration. All three methods involved soaking the body in natron. Natron was harvested directly as a salt mixture from dry lakebeds in Ancient Egypt; it has been used for thousands of years as a cleaning product for both the home and human bodies.

The cheapest way was to take the intestines out and soak the body in natron for seventy days. The second method was to dissolve the internal organs by injecting cedar oil, and then placing the body in natron. First-class mummification required the removal of the brain and all the internal organs except the heart. The emptied abdominal cavity was washed and filled with spices. Then, the body was soaked in natron. For all three methods, the body was washed and wrapped from head to foot with bandages of linen cloth smeared with gum. Finally, family members would take the corpse and place it in a human-shaped wooden coffin and leave it upright against the wall of the burial chamber.

Reaching Out to Your Students

To a small child, promises are binding and solemn. Children truly believe that any promises their parents make to them will be fulfilled, and any promises they make to each other are real and serious in nature. For students this age, however, promises are often words not always kept. Adults sometimes fulfill promises on a whim or simply forget them, figuring that the child will not remember the promise. Other times, adults regard their words as having such low significance that they simply forget they made any promises at all. Due in part to this, children often trust their school friends far more than they trust their parents; for this reason, they might not consider keeping themselves separate from the world that they live in. Throughout the lesson, try to emphasize the differences between Egyptians and the Israelites and the parallels between the Israelites and us. Each is entitled with the honor of being God's chosen people, but each are also expected to remain separate from the world.

Having faith in God is a lesson often taught. But another key point that you can use this lesson to emphasize is God's faithfulness to us. Your students' current ability to trust in adults is not as perfect or complete as their trust when they were younger, because they have already begun to learn about the complexities of the world and the deception that often covers it. However, while people might be difficult to trust, it is vital that your students learn that God can always be trusted; He is someone in whom they can have complete faith. God will always keep His promises, whether the promise was made yesterday or one thousand years ago.

Opener

5 Minutes

In today's lesson, we'll be finishing the story of Joseph. What do we remember about Joseph's story so far? Encourage the students to think back and briefly summarize Joseph's story. Then, depending on how many students there are, pick some key points from his story (e.g., his coat and his dreams, being sold into slavery, serving Potiphar, interpreting dreams, and serving Pharaoh) and assign each student (or pair of students) to come up with a certain set of characteristics that Joseph showed in each scenario. Ask the students to share their scenarios; faith should be a recurring theme. If it isn't, then remind them how Joseph's faith stood out throughout his entire life.

As we can see, Joseph showed a lot of faith throughout his entire life. But what does it mean to have faith? The Bible says that God is also faithful, so having faith doesn't just mean believing in Him. Faith also means to have **confidence and trust** in something or someone. We're going to learn about Jacob and Joseph's last years, and as we learn the rest of the story, let's try to think about their faithfulness to God, and God's faithfulness to them.

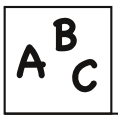

Vocabulary

embalming: the process of preserving a body to prevent/slow decay
repulsive: disgusting, detestable

Bible Discovery & Spiritual Teaching

30-35 Minutes

We learned last week that when Joseph's brothers were sent to Egypt to find food, they met him without realizing that it was Joseph. Following many trials, and a certain measure of grief on Jacob's part, they were finally joyfully reunited. Pharaoh, pleased to hear that Joseph had found his family, sent carts and provisions back with the brothers to help them bring their families to Egypt.

Jacob Journeys to Egypt
Jacob's whole family, including his great grandchildren, had grown to number more than sixty people. It was probably quite a feat to move so many people and their belongings, but with the help of the carts that Pharaoh had sent, they were able to do it.

Jacob's Faith Grows from Disbelief to Belief
At an old age, Jacob learned that he could trust God's promises. He had a journey of faith from disbelief to belief! As Jacob was waiting for his sons to return home from Egypt, he was very worried that something was going to happen to Benjamin, his youngest son.

Meanwhile, in Egypt, after Joseph convinced his brothers of his identity, he explained that the famine would last five more years. He told his brothers to go home to Canaan, pack up their father and families, and move to Egypt. So, they went up out of Egypt. They came to their father Jacob in the land of Canaan. They told him, "Joseph is still alive! In fact, he is the ruler of the whole land of Egypt." Right then, Jacob was shocked! He didn't believe them (Gen 45:25-26).

Just imagine Jacob's disbelief! His beloved son Joseph was alive and master over Egypt! Later, Jacob finally believed that Joseph was waiting in Egypt, and he decided to go there. But before he left Canaan, he stopped at a special place called Bethel. This was the place Jacob had slept at and dreamed of when he fled his brother Esau. It was at this place that God appeared to Jacob once again (Gen 28:11-12, 18).

Jacob knew that God had also promised that his family would live in Canaan. Now that Jacob was planning to take his family out of Canaan, Jacob wanted to hear from God. He wanted to be sure that he was doing what God wanted him to do. God spoke to him that night.

"I am God. I am the God of your father," He said. "Do not be afraid to go down to Egypt. There I will make you into a great nation. I will go down to Egypt with you. You can be sure that I will bring you back again. And when you die, Joseph will close your eyes with his own hand." Right there, God spoke very clearly to Jacob, telling him that he could move to Egypt. You can imagine Jacob was confident that he was doing God's will.

Just as He had promised Abraham, God told Jacob that a great nation would rise out of his sons, in Egypt. God also comforted Jacob with the reassurance that His long-lost son Joseph would be with him when he died. Jacob was probably worried about what would happen to his family in Egypt, but with this vision, God reassured Jacob and renewed His promise.

Jacob Meets Joseph!
Jacob had not seen Joseph in many years. As Jacob's caravan arrived at Egypt, Judah went ahead to tell Joseph that they had arrived. Joseph met his family in an area of Egypt called Goshen. In Genesis 46:30, Jacob said to Joseph, "I have seen for myself that you are still alive. Now I'm ready to die." For all these years, Joseph longed to see his father! God used this long, difficult time to mold not only Joseph, but also Jacob. God is not slow in keeping His promises; He simply uses every opportunity to work everything out for His people to know Him.

Trust In the Lord: Do Not Lean on Your Own Understanding
It is so important for us to know that we need to seek after God when we make decisions (Prov 3:5-6). Many people tend to believe they should only go to God for the big, "important" things. Others tend to believe that God doesn't care, nor should He be bothered about the little things and trivial decisions that we make every day. However, we should not have this kind of mindset; we should bring everything to God. Even the small things, such as everyday decisions, should involve a prayer to God. If we learn to walk in the Spirit, the Holy Spirit will guide us and show us how to make the right decisions. Most importantly, we must ask God for wisdom daily. James 1:5 records that if you need wisdom, ask God, and He will give it to you.

Let's go back to our story. Upon arriving in Egypt, Jacob, after more than ten years, was finally reunited with the son who he had thought was long dead. Joseph was so happy to see his father that he wept! However, after their joyful meeting, Joseph gave some peculiar instructions to his family. He specifically told them to tell Pharaoh that they were shepherds.

Goshen
Did you know? As it says in Genesis 46:34, Egyptians considered shepherds as detestable. Actually, they also

considered Hebrews to be repulsive, and would never eat with them at the same table, much less Hebrews that were also shepherds. If Joseph knew this, why do you think he told his brothers to tell Pharaoh something that would prejudice the entire country against them? After all, Egypt would be their home for an indefinite amount of time. Joseph also mentions Goshen in verse 34, but why Goshen? Let's read what happens next in Genesis 47:3-11 to learn why.

Goshen was the perfect land for Joseph's family. With the River Nile running through it, the land was well-watered, ideal for pasturing animals. Because of Joseph's wisdom, his family could live in the best land of Egypt. However, it was not simply the land that made this place ideal for them. The location was also very isolated from the rest of Egypt. With their detested occupation and isolated land, they could preserve their beliefs without any of the Egyptians interfering or corrupting their religion. God was truly preserving His people from the influence of Gentiles!

Jacob's Last Days

Now, with his family in Goshen, Joseph could provide all the food that they needed—after all, he was the one in charge of the storehouses—and they all lived comfortably for the length of the famine. Jacob was overjoyed enough simply to see Joseph, but God blessed him even more and allowed Jacob to be with Joseph for an additional seventeen years! However, Jacob was to pass away soon with all of his sons at his side. Before he died though, he spoke to his family, and blessed each of his sons, including Joseph's two sons, Ephraim and Manasseh.

Moreover, there is one thing in particular that Jacob insisted on before he died. Let's read Genesis 47:29-31. Many years before Jacob, Abraham demanded that his servant make a vow, with his hand under Abraham's thigh, just like what Jacob requested of Joseph. This action emphasized how serious the vow was, and the importance of the request. Why do you think it was so important for Jacob to be buried with his fathers outside of Egypt?

Well, soon after blessing his sons, Jacob died at the age of 147. Let's read what happened in Genesis 50:1-13. It was not just Joseph's family, but also many Egyptians who mourned the passing of Jacob. It was probably an incredible funeral procession with hundreds of people! But the most important thing was that Jacob's family brought him outside of Egypt, and buried him in Canaan with his forefathers. Previously, we thought about why it was important for Jacob to be buried with his forefathers. Do you remember God's words to Jacob at the beginning of today's story? God told Jacob that He would make his descendants a great nation in Egypt. But there is also another promise that God gave that began with Jacob's grandfather, Abraham. Let's read the promise together in Genesis 12:7. The main reason Jacob wanted to be buried in Canaan was because of his faith. By asking to be buried in Canaan, Jacob showed his firm belief that God would eventually lead his descendants into that land, just as He had promised Abraham so many years ago. What an amazingly strong faith!

God Always Keeps His Promise

Before Jacob had even been born, God promised to bless and grow his family (Gen 12:1-3). God promised that He would be with Jacob, and that Jacob would have a very large family. 100 years later, God told Jacob the promise again. Did God keep His promise? Let's read Genesis 47:27. "So Israel dwelt in the land of Egypt, in the country of Goshen; and they had possessions there and grew and multiplied exceedingly." What does this teach us about God's character? God always keeps His promises!

What can we learn from the life of Joseph and Jacob? We need to trust God's promises! God gives us many wonderful promises that we do not even deserve, but as long as we live out God's teachings, God will show us His promises!

Joseph Passes Away

So the family buried Jacob in Canaan, but after his death, Joseph's brothers were all worried that he might try and take revenge, now that their father was gone. Let's read about their worries in Genesis 50:15-21. Joseph once again reassured and comforted them, because he knew that being sold into slavery and traveling to Egypt was all part of God's plan. Joseph truly had a generous heart, and bore no ill feelings towards them!

Let's read the rest of the story in Genesis 50:22-26. Joseph was blessed with 110 years before passing away. Although this was not as long as his father's 147 years, Joseph demonstrated the same remarkable faith: he believed with his whole heart that God would fulfill the promise that He had made to Abraham hundreds of years ago. Can you imagine keeping a promise for hundreds and hundreds of years? Oftentimes, we might make a promise and forget about it later on; however, God always remembers His promises. God remembered the promise He had made, even reminding Abraham, Isaac, and Jacob of it! And just like his father, Joseph proved that he firmly believed that, in the far future, their descendants would leave the land of Egypt and receive the promised land of Canaan.

To conclude, remember when we discussed how Joseph showed faith throughout his life? Here, we can see proof of God's trustworthiness in keeping His promises, and consequently, we know that if we are faithful to Him, then He is also faithful to us. This means that **as long as we keep our hearts separate from the world around us, then God will always keep His promise of eternal life to us.**

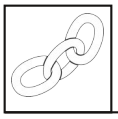

Linking to the Ten Basic Beliefs

2-5 Minutes

One True Church

Just as the Israelites were the chosen people of God, we, too, are God's special children, picked out from among the world to belong to Him. We must always remember this and keep ourselves separate from the world. Our church preaches the truth, and because of this, we must hold on to the teachings in the Bible and not deviate from the truth.

One True God

Joseph went through a lot of suffering and difficulties before he was appointed governor. At no point did Joseph complain to or curse God. Thus, God continued to bring him success in everything he did. God had a plan for him and his family. Joseph didn't go to Egypt in vain—it was to save his family. Sometimes, we may not know what God has in store for us, but we need to know that He is the true and living God. He's always watching and guiding us. We need to believe in God's promises and put our trust in Him always.

Check for Understanding

5 Minutes

1. **Joseph told his brothers to tell Pharaoh that they practiced a specific occupation. What was this occupation, and why did he tell them to say that?** Shepherding. He knew Egyptians didn't like shepherds. He told them to say that so that they could live in Goshen, isolated from the Egyptians.
2. **Where did Jacob instruct his children to bury him?** Canaan.
3. **Before Jacob left Canaan, what did God say to him in the vision?** "Do not be afraid to go down to Egypt, for I will make you into a great nation there. I will go down to Egypt with you, and I will bring you back again. And Joseph's own hand will close your eyes."
4. **Joseph had already forgiven his brothers, so why did they ask for forgiveness from Joseph after their father's death?** They were afraid that Joseph might take revenge on them after the death of their father.

Life Application

10 Minutes

1. Separate from the World

Objective: To learn how important it is to stay separate from the world.

[Explain the following to the students, and then hand out the worksheet for them to fill in. Once they are finished, share their answers as a group.]

Jacob and Joseph both knew that their stay in Egypt was only temporary, so they isolated themselves in Goshen. And they were right, because God fulfilled His promise hundreds of years later: Moses led the Israelites out of Egypt to return to their true homeland, Canaan. In the same way, we are also living temporarily on earth. One day, God will bring us to our true home in heaven with Him. We must always remain separate from the world around us so that we don't lose our heavenly home. But being separate doesn't mean locking ourselves up in a room and ignoring the world. It means upholding the teachings of the Bible. For example, instead of attending birthday parties or visiting our friend's house on Saturdays, we attend church, because it is Sabbath day.

If remaining separate from the world means upholding the teachings of the Bible, what are some ways we can keep ourselves separated? Look up each verse and write down what it says we should do.

Verse	We should...
Ephesians 5:15	*Live wisely.*
2 Corinthians 5:7	*Walk by faith.*
Matthew 28:20	*Teach the Truth to others.*
Galatians 5:13	*Serve one another.*
Hebrews 3:13	*Exhort one another.*
2 Corinthians 9:7	*Give cheerfully.*
Luke 6:36	*Be merciful.*

Now pick two of the above teachings, and write down examples of how you can follow these teachings at home, at school, or at church. Give as many examples as you can!

Answers will vary. Encourage the students to be practical with their answers. They should write things they can actually do or practice. (Examples: learning to think before they speak for living wisely, asking their parents to pray with them every night for walking by faith, praying before lunch at school even if they're embarrassed for teaching the Truth, or making small gifts for each other in the class for giving cheerfully.)

---

2. Believing in God's Promises

Objective: To learn that we can trust in God's promises, and be assured that He will keep all of them, no matter how long ago He made them.

To believe in God's promises means to have faith in God. But sometimes, it's difficult to remember to trust God, and easy to question God's promises. But throughout the Bible, God has proven that He is faithful to His chosen people, and never forgets the promises that He makes, such as making Abraham's descendants "as many as the stars in the sky," and giving the land of Canaan to them.

God has also promised us many things. But what kind of promises has He made? Refer to the verses below, and write down what God has promised His children.

Jeremiah 29:11
God promises to prosper us, and give us a *future*, and a *hope*.

Matthew 11:28-29
God promises that those who are burdened will have *rest*.

Philippians 4:19
God promises that He will supply all of our *need*.

Romans 8:38-39
God promises that nothing will *separate* us from the *love* of God.

Romans 10:9
God promises that if we *believe* His Truth, we will be *saved*.

Activity

We Are All Travelers

10-15 Minutes

Objective: To remind students that we are all merely travelers, staying temporarily on this earth.

Materials

- Construction paper
- Activity template, one for each student
- Glue
- Scissors
- Markers, pens and pencils
- Decorations (e.g. stickers, glitter, etc.), optional

Instructions

1. In the first box, have the students draw themselves as if they were travelers or adventurers (e.g., with traveling cloaks or big backpacks).
2. In the second box, have them draw what they imagine their permanent home in heaven might look like (e.g., a city floating on clouds or perhaps a golden city).
3. Allow them to color and decorate the pictures however they wish.
4. Cut out the boxes and glue them to a piece of construction paper, which will serve as a picture frame. Make sure they leave enough space so that they can write out the following verse:

"Beloved, I beg you as sojourners and pilgrims, abstain from fleshly lusts which war against the soul."
(1 Peter 2:11)

HOMEWORK ANSWER KEY

1. shepherds
2. isolated
3. hand
4. Canaan
5. True
6. False; he died at the age of 110.
7. True
8. They were afraid that Joseph might take revenge on them after the death of their father.
9. "Do not be afraid to go down to Egypt, for I will make you into a great nation there. I will go down to Egypt with you, and I will bring you back again. And Joseph's own hand will close your eyes."
10. Their faith in God; they believed that He would fulfill His promises.
11. separate from the world

BIBLE DISCOVERY WORKSHEET ANSWSER KEY

1. Fled from Esau
   Genesis 28:15 keep, spoken
2. Fled from Laban
   Genesis 31:3 Return, will be with you
3. Returned to Bethel
   Genesis 35:1 Bethel, altar
4. Went home to Isaac in Mamre
   Genesis 35:27 Isaac, dwelt
5. Went down to Egypt
   Genesis 46:3 fear, nation

What did God say to Jacob whenever he moved?

Refer to the verses and fill in the blanks below. Then find and circle each location on the map.

Places Jacob Moved To	What did God say?
Fled from Esau: Beersheba to Haran (Gen 28)	**Gen 28:15** "Behold, I am with you and will _____ you wherever you go, and will bring you back to this land; for I will not leave you until I have done what I have _____ to you."
Fled from Laban: Haran to Shechem (Gen 31)	**Gen 31:3** "Then the LORD said to Jacob, '_____ to the land of your fathers and to your family, and I _____.'"
Returned to Bethel (Gen 35:1-14)	**Gen 35:1** "Then God said to Jacob, 'Arise, go up to _____ and dwell there; and make an _____ there to God, who appeared to you when you fled from the face of Esau your brother.'"
Went home to Isaac in Mamre (Gen 35:27)	**Gen 35:27** "Then Jacob came to his father _____ at Mamre, or Kirjath Arba (that is, Hebron), where Abraham and Isaac had _____."
Went down to Egypt (Gen 46:1-7)	**Gen 46:3** "So He said, 'I am God, the God of your father; do not _____ to go down to Egypt, for I will make of you a great _____ there.'"

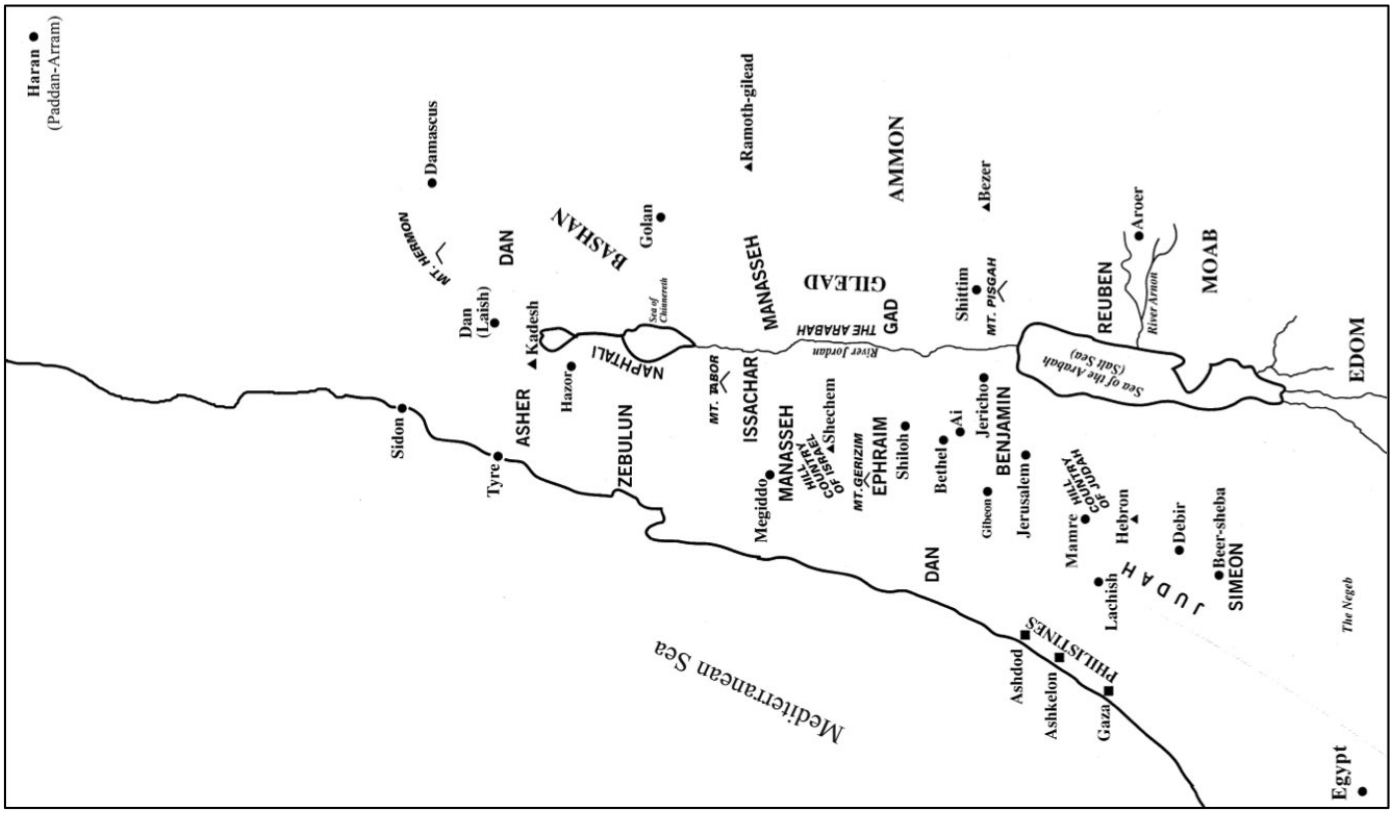

Separate from the World

Jacob and Joseph both knew that their stay in Egypt was only temporary, so they isolated themselves in Goshen. And they were right, because God fulfilled His promise hundreds of years later: Moses led the Israelites out of Egypt to return to their true homeland, Canaan. In the same way, we are also living temporarily on earth. One day, God will bring us to our true home in heaven with Him. We must always remain separate from the world around us so that we don't lose our heavenly home. But being separate doesn't mean locking ourselves up in a room and ignoring the world. It means upholding the teachings of the Bible. For example, instead of attending birthday parties or visiting our friend's house on Saturdays, we attend church, because it is Sabbath day.

If remaining separate from the world means upholding the teachings of the Bible, what are some ways we can keep ourselves separated? Look up each verse and write down what it says we should do.

Verse	We should...
Ephesians 5:15	
2 Corinthians 5:7	
Matthew 28:20	
Galatians 5:13	
Hebrews 3:13	
2 Corinthians 9:7	
Luke 6:36	

Now pick two of the above teachings, and write down examples of how you can follow these teachings at home, at school, or at church. Give as many examples as you can!

_____

_____

_____

_____

_____

_____

_____

_____

_____



Believing in God's Promises

To believe in God's promises means to have faith in God. But sometimes, it's difficult to remember to trust God, and easy to question God's promises. But throughout the Bible, God has proven that He is faithful to His chosen people, and never forgets the promises that He makes, such as making Abraham's descendants "as many as the stars in the sky," and giving the land of Canaan to them.

God has also promised us many things. But what kind of promises has He made? Refer to the verses below, and write down what God has promised His children.

Jeremiah 29:11

God promises to prosper us, and give us a _____, and a _____.

Matthew 11:28-29

God promises that those who are burdened will have _____.

Philippians 4:19

God promises that He will supply all of our _____.

Romans 8:38-39

God promises that nothing will _____ us from the _____ of God.

Romans 10:9

God promises that if we _____ His Truth, we will be _____.

E2 Year 1 Book 3 Lesson 4—Moving to Egypt

Homework Assignment

Name: _____ **Parent signature:** _____ **Date:** _____

Bible Reading: Please put a check mark in the space when you complete the reading each day.
Prayer: Please put a check mark in the space on the days you prayed to God.

	Sun	Mon	Tue	Wed	Thu	Fri	Sat
Read							
Pray							

What I Learned from the Bible This Week

1. _____

_____

_____

2. _____

_____

_____

Memory Verse

Please write down this week's memory verse. **(Psalm 33:4)**

_____

Fill In the Blank

1. The Egyptians detested shepherds. When Pharaoh asked Joseph's brothers what their occupation was, they answered that they were _____.

2. By living in Goshen, the Israelites could remain _____ from the Egyptians.

3. Jacob made Joseph swear by putting his _____ under Jacob's thigh.

4. Jacob instructed his children to bury him in _____, where Abraham, Sarah, Isaac, and Rebekah were also buried.

True or False

5. As Jacob was traveling to Egypt, God once again spoke to him at Bethel. _____
6. Joseph died at the age of 100. _____
7. The Egyptians mourned the death of Jacob for seventy days. _____

Short Answer

8. Joseph had already forgiven his brothers, so why did they ask for forgiveness from Joseph after their father's death?

9. Before Jacob left Canaan, what did God say to him in the vision?

10. By requesting to be buried in Canaan and not in Egypt, what were Jacob and Joseph demonstrating?

11. We can always trust that God will fulfill His promises, because He is faithful to us. But in the same way the Israelites isolated themselves in Goshen, we must also keep our hearts _____.

Lesson 5

God's Plan for My Life

Objectives

1. To understand how faithful and God-fearing Joseph was despite everything he went through.
2. To understand that God has a plan for us and that we need to trust Him.
3. To serve God and the church by using the talents God has given us.

Memory Verse

"And we know that all things work together for good to those who love God, to those who are the called according to His purpose."

(Romans 8:28)

Prayer

1. Thank You, God, for gathering us here to worship and learn more about Your word.
2. Lord, please help us understand Your plan for us.
3. Please help us understand Your purpose in our lives.
4. Please help us stayed focused in class and apply its teachings to our lives.

Overview

1. God's Plan for My Life
- God has a plan for me.
- God's plan for me is good.
- God is faithful and He will guide me.
- How can I know God's plan for me?
- Live like Joseph

3. Linking to the Ten Basic Beliefs—One True God

4. Life Application—Our Plans, God's Plans
- To understand that God's plan is good and that He will not harm us.

5. Activity—Encouragement Game
- Using our talents/abilities to encourage one another.

Background Knowledge for Teachers

"For I know the thoughts that I think toward you, says the Lord, thoughts of peace and not of evil, to give you a future and a hope." (Jer 29:11)

God truly desires us to walk with Him and to communicate the plans He has for us. It is His wish for each of us to ask Him to come into our lives. This gives us a purpose in life! We have been redeemed from sins, so we cannot simply live our lives the way we want. So, how then can we find out what God has planned for our lives?

Knowing God's plan for us through prayers and Bible-reading
"Draw near to God and He will draw near to you" (Jas 4:8). He promises always to come to those who search for Him with all their heart. The best way to know God's plan is by reading His word to find out what God's teaching is. God is the source of all wisdom; He will grant us wisdom if we ask and seek after His ways.

We should also spend time with Him daily in prayer. Just like in any friendship, you have to invest time and effort to get to know God intimately. It is only then that God will reveal His plans to you.

Through reading the word of God, going to church, listening to sermons, and praying to Him daily, we can find out what God's plan is for our lives. We can also learn how to work in accordance with God's purpose for our lives, and how to successfully develop the talents He has given to us.

Reaching Out to Your Students

Your students have possibly wondered about life, especially when studying about the origins of the universe. It's important for children at this age to understand that God has a plan and a purpose for them. At this age, most children do not make life-changing decisions. Their parents or guardians are usually the ones who make decisions for them. But eventually, they will start asking: "How do I discover what God's purpose is for me?" Even though they don't really think about long-term planning, the concept that God has a plan and a purpose still needs to be taught to your students.

God's purpose is revealed in more incremental ways. Discovering God's purpose is like following a treasure map, first receiving one clue and then another, with understanding building over time. Going through life in this way—asking, praying, and waiting to receive the answer—builds faith, courage, strength, and trust, and opens within us a passageway to God. Remind our students that our end goal is to reach heaven. How do we go about that and make the right, God-fearing decisions at each point? We do that by praying and walking in God's word every step of the way, just as Joseph did.

Opener

5 Minutes

The students will be learning about the story of Joseph and how God had a plan for his life. Joseph suffered many difficulties and hardships, but they all happened for a reason. God meant for everything to happen and, thus, his life had a **purpose**.

Ask the students if they know what the word "purpose" means. Explain to them that having purpose means having meaning. Explain to them that if you are living a life with purpose, then your life is meaningful. You know exactly what you should be doing. Next, ask them if they have a plan for their lives. Do they know what they want to do for the rest of their lives, or do they know what they are supposed to be doing for the rest of their lives? Reassure them that, at their age, they do not need to know what the plan or purpose for their life is yet. However, remind them that God has a purpose and plan for each and every one of them, and that one day, like Joseph, they will find out what that purpose is.

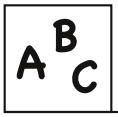

Vocabulary

purpose: intent; the reason something happens or the reason something is done

Bible Discovery & Spiritual Teaching

30-35 Minutes

For Teachers

Give Bible Discovery Worksheet #1 to the students now. The students will reference it and fill it out during the lesson. The answers have been underlined.

In the last few lessons, we learned about how God guided Jacob's family and about the wondrous plan He had for Joseph. Before Joseph became the governor over the land of Egypt, he suffered and went through a lot of difficult times. He was hated by his brothers, sold to Egypt as a slave, wrongfully accused of a crime, put in prison, etc. But at no point did Joseph ever complain to God or question what his purpose was for being put in that land.

Now, let's move the focus to you: What about you? What about God's plan for your life?

Let's open our Bibles to Jeremiah 1:5. "Before I formed you in the womb I knew you; Before you were born I sanctified you; I ordained you a prophet to the nations." Before you were born, God had a plan for you.

I. God has a plan for me.
"Your eyes saw my substance, being yet unformed. And in Your book they all were written, the days fashioned for me, when as yet there were none of them" (Ps 139:16).

You were born not as a random act, but as a result of a plan of God. Before you even took a breath in this world, every day, every step, and every circumstance in your plan had already been recorded. God's plan uses your strengths as well as your limitations. We all have strengths—they are part of the plan. We should discover for ourselves what we are good at, and develop these areas so we can use them for God's work.

We all have limitations—they, too, are part of the plan. So, we should not feel discouraged if we have limitations, whether in our physical bodies, or intellectual or emotional abilities. When we think of the limitations in our lives, we may be tempted to conclude, "God could never use me." But God is never limited by our limitations. God has given us the power of the Holy Spirit; the power comes from God and not from us. It is in our weaknesses that God can claim glory!

Let's read 2 Corinthians 12:9-10. "And He said to me, 'My grace is sufficient for you, for My strength is made perfect in weakness.' Therefore most gladly I will rather boast in my infirmities, that the power of Christ may rest upon me. Therefore I take pleasure in infirmities, in reproaches, in needs, in persecutions, in distresses, for Christ's sake. For when I am weak, then I am strong."

FOR TEACHERS

Ask students to fill in Section I of Bible Discovery Worksheet #1.

II. God's plan for me is good.
Now that we have established that God has a plan for us, if we are willing, let's now try to understand that God's plans for us are always good. Let's read an important verse: "For I know the thoughts that I think toward you, says the LORD, thoughts of peace and not of evil, to give you a future and a hope" (Jer 29:11).

Isn't that wonderful? God not only has a plan for you and me, but His plan is to prosper us, not to harm us. He plans to give us a hope and a future. Think back again to the story of Joseph. God's plan for him was to prosper him. God certainly gave him and his family a hope and a future.

The Requirements to Knowing God's Plan
To know God's plan for us, we need to work towards it. There are some requirements we need to fulfill.

a. I must love God.
"And we know that all things work together for good to those who love God, to those who are the called according to His purpose" (Rom 8:28). **The teaching is that we must love Him.** God loves us and wants to give us a hope and future, but if we do not return His love by praying to Him, worshiping Him, serving Him, and praising Him, we are not glorifying God. Therefore, we must do the right things to show our love for Him.

b. I must surrender.
Think about the story of Jacob wrestling with God. "Just as he crossed over Penuel the sun rose on him, and he limped on his hip" (Gen 32:31). While they were wrestling, God dislocated Jacob's hip and his thigh was damaged; as a result, Jacob walked with a limp for the rest of his life. What is so significant about that? This was God's way of reminding Jacob to surrender. Do you know that the upper part of our thigh contains the biggest muscle in your body? It is the most powerful, enabling us to stand up and to walk. **When God touched Jacob, He disabled this part of his body; He wanted Jacob to surrender to Him. Surrendering means to depend on God and not on your own strength. It's a very good teaching for us to remember. We must surrender ourselves to God.** That is what the Lord requires of those who walk in His plan and in His will! Those who see that God has the best plan are those who turn from their plan to go with His plan. God's plan is always the best plan!

c. I must obey.
For God's plan to succeed, Jacob had to also obey. If we want to see the Lord's best for our lives, then it will require obedience to His plan on our part. Obedience is important to the Lord (1 Sam 15:22)! It is His command for each of us: "Bondservants, be obedient […] not with eyeservice, as men-pleasers, but as bondservants of Christ, doing the will of God from the heart" (Eph 6:5a-6).

God's Plan Requires Steadfastness of Faith
In addition to Jacob's example, let's consider another incident where relying on God led to victory. Let's recall the story of how Gideon defeated a whole camp of Midianites with only three hundred men following him (Judg 7).

Gideon and his army experienced victory because they humbled themselves under God's hand, surrendered to His plan, obeyed His will, and proceeded in faith! It took great faith for 300 men to go out against thousands! It took great faith for them to go into battle without weapons! It took great faith for them to blow their trumpets, break those pitchers, and shine those torches, but God answered their faith by giving them a resounding victory!

If we want to see God's plan for our lives, it, too, is going to require faith! God is going to ask us to take some steps along the path of life that will be difficult and uncertain. But, the path to God's best is always the path of faith! God always honors faith, because faith always pleases Him (Heb 11:6)!

The Results of God's Plan

A. God's Enemies Are Vanquished (Judg 7:21-22)
The Midianites and the Amalekites turned on one another in fear and fled the scene. Israel saw their enemies defeated because Israel followed God's plan!

God has a plan for our lives. However, don't you think that His enemy Satan may also have a plan for our lives? The enemy wants us to be defeated, unhappy, and miserable! But, when we choose to walk in the Lord's plan, we can be confident that it is the best plan and that it gives God and us victory over Satan!

B. God's People Are Victorious (Judg 7:23)
Israel enjoyed a great victory because they chose the best plan! Furthermore, they already had the victory before the battle was ever engaged (Judg 7:7-8)!

God's plan for our lives is for us to walk in victory (Rom 8:37; 2 Cor 2:14; 1 Cor 15:57). But, victory will only truly be our experience when we walk in His plan and not our own! If you walk in His plan, the best plan, you will never walk in defeat!

C. God's Name Is Venerated (Judg 7:2, 15-23)
Because the victory was won without a great army and without a fierce battle, God got all the glory for the victory! Neither Gideon nor his army could go home and boast about what they did on the battlefield.

When we turn away from our own plans and embrace His, we are assured of the victory and we are assured that He will receive all the glory for all that happens in our lives. After all, that's what life as a believer is all about anyway (1 Cor 10:31; Mat 5:16)! Our lives and our obedience should point towards Him and not to ourselves!

FOR TEACHERS

Ask students to fill in Section II of Bible Discovery Worksheet #1.

III. God is faithful and He will guide me.

"He who calls you is faithful, who also will do it" (1 Th 5:24).

If God calls upon you to do something, He will empower you and help you do it. When God gives us a plan, He also provides every resource that we will need to accomplish that plan.

Even if a situation seems impossible for you, know that it's not impossible for God.

FOR TEACHERS

Ask students to fill in Section III of Bible Discovery Worksheet #1.

IV. How can I know what is God's plan for me?

We can know God's plan for us by spending time with the plan maker—our God in heaven. We do this by filling our daily lives with His truth and continually having conversations with Him through prayer. We don't just pray when there is an upcoming test or for the Holy Spirit, but simply because we love and long to speak with Him, like a best friend. When we spend time with Him, His plan naturally unfolds as we take the "next step" in obedience.

We need to let God show us His plan, one step at time. When we take a step, God will often show us the next step. However, we can't simply make a bunch of plans and expect God to fulfill them when we don't pray. It's important for us to PRAY first before making plans, because trusting and loving God means including Him in our planning, not just presenting to Him our plans after we've made them.

For example, a high school student is deciding where to go for college. He really wants to go to a certain university, so, he tells God, "I've decided I want to go to this university; I want to be accepted to this university no matter what." This is actually not praying for God's plan. Instead of making a decision and asking God to bless it, he should pray for God's will to be done. He should tell God, "If this is Your will and plan, please show me the way. If not, I will be glad to accept whichever university You want me to attend."

When we build up a good prayer life and a daily prayer schedule, we will draw closer to God and have a deeper understanding of what He wants us to do with our lives.

FOR TEACHERS

Ask students to fill in Section IV of Bible Discovery Worksheet #1.

Living like Joseph

1. **Joseph had faith in God despite difficult circumstances.**
2. **Joseph trusted God even during hardships.**

Joseph remained faithful and entrusted his life into God's hands despite everything that happened to him.

To live a victorious life such as Joseph's, we must also trust that our lives are in God's hands. Our lives are often directed by the decisions we make. Does God care about

the decisions in our lives? Absolutely! Does God provide resources to help us make decisions? Yes, He does!

To understand God's plan and His will for us, it is very important that we understand this passage. Let's read Romans 12:1-2:

"I beseech you therefore, brethren, by the mercies of God, that you present your bodies a living sacrifice, holy, acceptable to God, which is your reasonable service. And do not be conformed to this world, but be transformed by the renewing of your mind, that you may prove what is that good and acceptable and perfect will of God."

God's plan and will is for us to glorify Him in all decisions. For example, even though Joseph didn't always understand God's will, he feared God and always made decisions that would honor Him. God's will for us is to do the same.

Through all the trials, especially when Potiphar's wife tempted him, Joseph presented his body as a living sacrifice and he transformed himself by renewing his mind. Even as a prime minister in Egypt, Joseph's life involved a constant, daily series of choices, but always with God in mind.

Imagine that God is asking us, "Do you want to know how I lead your life? Do you want to understand how I lead you in your life?"

Just as described in Isaiah, He is ready and willing to lead us. The Scripture says, "He will feed His flock like a shepherd; He will gather the lambs with His arm, and carry them in His bosom, and gently lead those who are with young" (Isa 40:11).

Was God in Joseph's life during the most difficult situations? Absolutely!

Likewise, God tenderly cares for us, guides us, and leads us, too. A loving shepherd will never abandon his sheep. In every situation, Joseph remained a God-fearing person and he made decisions, sometimes difficult ones, that pleased and honored God. And, God did not let him down.

Ephesians 5:15-17 says, "See then that you walk circumspectly, not as fools but as wise, redeeming the time, because the days are evil. Therefore do not be unwise, but understand what the will of the Lord is." This verse tells us that we need to be careful of how we walk—not as unwise but as wise, making the best of our time. We should not be foolish, but instead understand what the will of God is.

May God help us to continue to grow into the kind of person He wants us to be—God-fearing, faithful, honest, upright, and trustworthy. God will surely reveal His plan for us in due time.

For Teachers

Hand out Bible Discovery Worksheet #2 and ask the students to fill it out while you provide guidance. The answers have been provided after the Activity.



Linking to the Ten Basic Beliefs

2-5 Minutes

One True God

Our God is true and living. He had a plan for us before we were even born, before we even knew Him. As children of God, we are able to communicate with Him through prayer. Through prayer, we can discover what God has in store for us—where He wants us to go and what He wants us to do.

Check for Understanding

5 Minutes

1. **According to Jeremiah 29:11, what is God's promise to us?** God has a plan for us, to give us a future and a hope.
2. **God loves us and wants to give us a hope and a future, but according to Romans 8:28, what is the condition?** We must love God. God loves us and wants to give us a hope and a future, but if we do not return His love by praying to Him, worshiping Him, serving Him, and praising Him, then we are not glorifying God.
3. **What is the simplest thing we can do to know what is God's plan for us?** Spend time in prayer and in His word.
4. **What should we do before making plans?** We should first pray, read the word of God, and ask God to guide us and show us the way.
5. **"See then that you walk circumspectly, not as fools but as _____, redeeming the _____, because the days are evil. Therefore do not be unwise, but understand what the _____ of the Lord is" (Eph 5:15-17).** (wise, time, will)

Life Application

10 Minutes

Our Plans. God's Plans.

Objective: To understand that God's plan is beneficial and never brings harm.

Read each scenario and answer the questions.

The Main Teaching	Scenario	Questions
God's plan is revealed to those who seek Him.	Peter and Jane owned a motel by the shore. They were thinking about selling it, because even though they enjoyed the beach, business was tough. They wanted to move on, but they didn't know if it was a good idea. They decided to pray about it. They prayed that if it were God's will, they would be able to sell the motel quickly and smoothly. Sure enough, after two and a half weeks, they met a potential buyer. The transaction went smoothly and the motel was sold. The next summer, there was a lot of pollution in the ocean, so fewer people visited the beaches. As a result, beach businesses suffered. Peter and Jane were glad that God guided them to sell the business the previous year.	Do you think Peter and Jane did the right thing by inquiring of God? Why? *Yes, because we don't know what the future holds, but God does. We need to ask God for guidance in making decisions.*
God's plan is experienced by submitting to Him.	Greg was accepted to two out of the six colleges to which he applied. College A was in a remote area where there were church members but no church. He had applied to College A only because his parents asked him to. College B was in a large city. Most of his school friends and some of his church friends attended College B. Greg's parents encouraged him to pray about the decision. He prayed every day for 3 weeks. Later, College B requested that Greg submit grades for his final year in high school. In the end, College B rescinded their admissions offer, citing the reason that he did poorly in one class. Greg was forced to choose College A. He was really upset and didn't understand why God would send him to College A. Several months after starting college, he realized that his talents were needed in the remote area. The members there needed a good pianist and RE teacher and had prayed for help. God answered their prayers by guiding Greg there.	At first, Greg prayed to God to guide him in the decision process, but then became upset at the turnout. Do you think this is the right or wrong attitude? Why? *It is the wrong attitude, because if you want to rely on God to help you decide or plan, then you must submit to God's will. It was clear that God wanted him to go to College A.* Later, God reveals why Greg was sent to College A. Has God ever guided you or your family in a similar way?
God's plan is to offer our bodies as a living sacrifice, holy and pleasing to God every day.	Every day at school, Mark always hears his classmates and friends say bad words and mean things during lunch and recess. They tell him that it's the cool thing to do, but he resists joining them by reading a Bible verse every day. He has resolved to memorize one verse before he leaves for school each day to give him strength. So, when he hears his classmates and friends use bad words, he can use the word of God to remind himself not to sin.	Do you think Mark did the right thing by turning to the word of God for help? *Yes, because the word of God can give us the strength to resist worldly temptations, such as the urge to do what our friends are doing.*

Activity

Encouragement Game

10-15 Minutes

Objective: To think about your talents and abilities and how you might use them to help God and the church members.

God has planned to give each and every one of us certain talents and gifts. Our talents are a gift from God. Using our talents to help others is our gift back to God. Let's spend some time to think about what our talents are and how we can utilize them for God's kingdom.

Materials

- A ball, stuffed animal, or anything small enough to be passed around in a circle

Instructions

1. Have the students sit and form a circle on the floor.
2. Use an object to designate which student has a turn to speak.
3. Model the game by sitting in the circle with the students.
4. Have them complete this sentence and then pass the object to the student they were talking about.
   "You are really good at _____ and I can imagine that God might plan to use you as/to _____."
5. The student who receives the object will go next. Instruct them not to repeat students until everyone has had a turn.
6. It creates a little surprise to see whom the students are talking about. You may need to redirect the comments if they become redundant or negative.

Examples

- One student says, "You are really good at explaining things and I can imagine that God plans to you use as a good teacher one day," then hands the object to Michael.
- Michael continues, saying to Sara, "You have a lot of compassion. I can imagine God using you as a doctor or a nurse," then hands the object to Sara.

HOMEWORK ANSWER KEY

1. formed, born
2. unformed, book
3. thoughts, peace, hope
4. True
5. True
6. We must love God. God loves us and wants to give us a hope and a future, but we first need to love God by praying to Him, worshiping Him, and serving Him with all our hearts.
7. I should first pray, and then plan. God wants us first to love and trust in Him.

BIBLE DISCOVERY WORKSHEET #2 ANSWER KEY

1. Genesis 37:4; He was hated by his brothers who did not speak kindly to him.
2. Genesis 37:23-24; His brothers ripped off his coat and threw him into a pit.
3. Genesis 37:28; He was sold to Midianite traders by his brothers.
4. Genesis 37:36; He was sold as a slave to Potiphar.
5. Genesis 39:7-10; He was tempted by Potiphar's wife.
6. Genesis 39:11-17; He was wrongfully accused by Potiphar's wife.
7. Genesis 39:19-20; He was thrown in prison for a crime he did not commit.
8. Genesis 40:21, 23; He was forgotten and taken for granted by the chief cupbearer.
9. Genesis 41:1-36; Joseph was the only one who could interpret Pharaoh's dream.
10. Genesis 41:37-57; Joseph was put in charge of Egypt.
11. Genesis 46; Joseph brought the rest of his family to Egypt and gave them land in Goshen.
12. Genesis 47:13-26; Joseph dealt with the famine and saved many lives.
13. Genesis 49:29-33; 50:1-14; Jacob died and was buried.
14. Genesis 50:15-26; Joseph reassured his brothers that he would not take revenge. Joseph died at the age of 110.

How did Joseph react to each event?
He remained faithful and God-fearing. He knew that God knew the truth and did not question God's plan.
He trusted that God would guide him in every step.

God's Plan for My Life

Follow along with the teacher and fill in the blanks.

I. God has a plan for me.

"Your eyes saw my substance, being yet _____. And in Your book they all were _____, the days fashioned for me, when as yet there were none of them" (Ps 139:16).

You were born as a result of a _____ of God. Your life is not random to God.

II. God's plan for me is good.

"For I know the _____ that I think toward you, says the Lord, thoughts of _____ and not of evil, to give you a future and a _____" (Jer 29:11).

"And we know that all things work together for _____ to those who _____ God, to those who are the called according to His purpose" (Rom 8:28).

There is one condition for God's plans: We must _____ Him.

III. God is faithful and He will guide me.

"He who calls you is _____, who also will do it" (1 Thess 5:24).

If God calls upon you to do something, He will _____ you and help you do it.

IV. How can I know what is God's plan for me?

I need to fill my daily life with His _____ and continually turn my heart to _____.

It's important for me to _____ first, and then plan.

How did God use Joseph in every event of his life to bring out His plan?

Let's review the life of Joseph and how God guided him. Fill in the blank sections.

Verse	Event	God used every event to fulfill His plan in Joseph's life
Gen 37:4		**How did Joseph react to each event?** He remained _____ and _____. He believed that God knew what was best and did not question God's plan. He _____ that God would guide him in every step.
Gen 37:23-24		
Gen 37:28		
Gen 37:36		
Gen 39:7-10		
Gen 39:11-17		
Gen 39:19-20		
Gen 40:21, 23		
Gen 41:1-36		
Gen 41:37-57		
Gen 46		
Gen 47:13-26		
Gen 49:29-33; 50:1-14		
Gen 50:15-26		

In Genesis 15:13-16, it records a prophecy given by God to Abram:

"Then He said to Abram: 'Know certainly that your descendants will be strangers in a land that is not theirs, and will serve them, and they will afflict them four hundred years. And also the nation whom they serve I will judge; afterward they shall come out with great possessions. Now as for you, you shall go to your fathers in peace; you shall be buried at a good old age. But in the fourth generation they shall return here, for the iniquity of the Amorites is not yet complete.'"

After studying Joseph's life, we now know that this prophecy was actually fulfilled through him. This passage also prophesies how the Israelites' future generations would be enslaved.

Our Plans. God's Plans.

Read each scenario and answer the questions.

Peter and Jane owned a motel by the shore. They were thinking about selling it, because, even though they enjoyed the beach, business was tough. They wanted to move on, but they didn't know if it was a good idea. They decided to pray about it. They prayed that if it were God's will, they would be able to sell the motel quickly and smoothly. Sure enough, after two and a half weeks, they met a potential buyer. The transaction went smoothly and the motel was sold. The next summer, there was a lot of pollution in the ocean, so fewer people visited the beaches. As a result, beach businesses suffered. Peter and Jane were glad that God guided them to sell the business the previous year.



Do you think Peter and Jane did the right thing by inquiring of God? Why?



Greg was accepted to two out of the six colleges to which he applied. College A was in a remote area where there were church members but no church. He had applied to College A only because his parents asked him to. College B was in a large city. Most of his school friends and some of his church friends attended College B. Greg's parents encouraged him to pray about the decision. He prayed every day for 3 weeks. Later, College B requested that Greg submit grades for his final year in high school. In the end, College B rescinded their admissions offer, citing the reason that he did poorly in one class. Greg was forced to choose College A. He was really upset and didn't understand why God would send him to College A. Several months after starting college, he realized that his talents were needed in the remote area. The members there needed a good pianist and RE teacher and had prayed for help. God answered their prayers by guiding Greg there.

1. **At first, Greg prayed to God to guide him in the decision process, but then became upset at the turnout. Do you think this is the right or wrong attitude? Why?**

2. **Later, God reveals why Greg was sent to College A. Has God ever guided you or your family in this way?**

Every day at school, Mark always hears his classmates and friends say bad words and mean things during lunch and recess. They tell him that it's the cool thing to do, but he resists joining them by reading a Bible verse every day. He has resolved to memorize one verse before he leaves for school each day to give him strength. So, when he hears his classmates and friends use bad words, he can use the word of God to remind himself not to sin.

Do you think Mark did the right thing by turning to the word of God for help?

E2 Year 1 Book 3 Lesson 5—God's Plan for My Life

Homework Assignment

Name: _____ **Parent signature:** _____ **Date:** _____

Bible Reading: Please put a check mark in the space when you complete the reading each day.
Prayer: Please put a check mark in the space on the days you prayed to God.

	Sun	Mon	Tue	Wed	Thu	Fri	Sat
Read							
Pray							

What I Learned from the Bible This Week

1. _____

_____

_____

2. _____

_____

_____

Memory Verse

Please write down this week's memory verse. **(Romans 8:28)**

_____

Fill In the Blank

1. Jeremiah 1:5 – "Before I _____ you in the womb I knew you; Before you were _____ I sanctified you; I ordained you a prophet to the nations."
2. Psalm 139:16 – "Your eyes saw my substance, being yet _____. And in Your _____ they all were written, the days fashioned for me, when as yet there were none of them."
3. Jeremiah 29:11 – "For I know the _____ that I think toward you, says the Lord, thoughts of _____ and not of evil, to give you a future and a _____."

True or False

4. You were born as a result of a plan of God. _____
5. If God calls upon you to do something, He will empower you and help you do it. _____

Short Answer

6. God loves us and wants to give us a hope and a future. But, according to Romans 8:28, what must we do first in order to receive these blessings?

7. Before you do any planning, what should you do first?

Lesson 6

Moses' Birth and Calling

Objectives

1. To understand that God can help us overcome our weaknesses.
2. To understand that our timing is not God's timing.
3. To thank God for the ways He works things out in our lives.
4. To learn how to deal with unfair situations.

Memory Verse

"So the Lord said to him, 'Who has made man's mouth? Or who makes the mute, the deaf, the seeing, or the blind? Have not I, the Lord?'"

(Exodus 4:11)

Prayer

1. Thank God for His protection and care during the week.
2. Ask for the Holy Spirit to lead us in the lesson and to open our minds and hearts.
3. Ask God to guide us in our life so that we can understand His will for us.
4. Ask God to show us how to deal with difficult circumstances and unfair situations.

Overview

1. God's hand is behind everything
   a. Moses' birth
   b. The anger of man does not achieve the righteousness of God
   c. Moses' years of training
   d. Moses' mission, and his return to Egypt
2. Linking to the Ten Basic Beliefs—Salvation is given by grace through faith
3. Life Application
   a. Ask God for strength to overcome weaknesses
   b. God is always beside us
4. Activity
   a. The Burning Bush
   b. A Pyramid of Excuses

Background Knowledge for Teachers

The time was almost right for the children of Israel to leave Egypt and take possession of the promised land. In their migration to Egypt, God allowed the Israelites to prosper and greatly multiply in the land of Egypt in the years of famine and beyond. These years in Egypt and their future possession of Canaan were made known to Abram on the day God made His covenant regarding the inheritance of the promised land (Gen 15:12-20).

As the time of deliverance was near, God set into action His plan for deliverance. It was no coincidence that a pharaoh who feared the Hebrews, and who had no knowledge of Joseph, came to power. It was no coincidence that the Hebrews were forced into slavery so that their cries came to God. Nor was it coincidence that Moses' life was in danger when the decree came that all male newborn babies were to be killed.

Later in his life, Moses correctly understood that he was placed in such a position to deliver his brethren. However, he acted willfully and not in accordance with God's time or plan, not realizing that a person's anger could not achieve God's righteousness. Remind students that service to God must always be in submission to His will; they need to be prayerful and have the spiritual eyesight to see God's hand through the circumstances presented to them.

Although raised a prince, Moses turned to one of the lowliest occupations when he fled to the wilderness: shepherding. These years became

instrumental in cultivating the humility required of a servant of God (Num 12:3). Then, out of the burning bush, God called him. Teach your students that it is our trials that help shape our faith. Trials train us to rely on God so that our faith may be cultivated. God gives us difficulties to experience so that He can shape us according to His design.

After much struggle, Moses had no choice but to fulfill God's mission, and despite his reluctance, he became one of the greatest prophets of the Old Testament.

Reaching Out to Your Students

Teach your students that God has a special purpose for each one of them. They may not know their purpose at this stage in their lives, but it will gradually unfold for them. Still, that doesn't mean they should sit back and wait. Encourage them to undertake simple tasks in serving God in church: tidying the classroom, leading hymns, or helping to wash the dishes. Since the tasks of service relate to worship and leadership, remind the students that they need to pray for God's guidance. All the enthusiasm in the world can still be futile unless God is also working. Help them appreciate that whatever they undertake, it is by the grace of God. Let them know that they have been chosen by Him to be in His church and that they have been blessed with the ability to serve God.

Opener

5 Minutes

Moses was a great man in the Bible and one of the greatest prophets in the Old Testament. Moses did not have an easy life in becoming a prophet. God did not simply point a finger at him, say, "I choose you. Lead My people," and have Moses simply pick up his staff and lead the Israelites out of Egypt.

Like all of us, Moses had to learn the hard way about what it meant to be a servant of God. Even though he had difficulties in his life, God used these to shape him into the servant He needed to lead His people out of Egypt. We can see that throughout Moses' life, God guided him every step of the way to help him lead the life that God had intended for him. Since we are God's children, God has a special purpose for each one of us. The way may not be easy, but if we learn to rely on Him, God will show us the right path.

Vocabulary

oppressed: to be subdued by others through an unfair use of force
righteousness: that which is right in God's eyes

Bible Discovery & Spiritual Teaching

30-35 Minutes

God's hand is behind everything
Let us have a look at how the scene is set before Moses' birth. Turn to Exodus 1:1-14.

Joseph brought his family into Egypt to save them from the famine, and, as God had promised to Abraham, his descendants multiplied so that even the Egyptians became afraid. But His other promise, that they would inherit the land of Canaan, was not to be fulfilled until after the Israelites had experienced 400 years of slavery. God allowed a pharaoh that did not know Joseph to put the Israelites to hard labor because he feared their numbers.

Why do you think God allowed these difficulties to happen? What do you think would have happened if the Israelites had had an easy life in Egypt? They would not have wanted to leave Egypt and would not have cried out to God. James 1:12 talks about the value of trials. Let us read it together. Trials are a way for us to show our faith in God. It is easy to say, "I trust in God," but a much harder matter to actually trust that God is doing the right thing when things don't go our way. Trials push us to find a solution out of our comfort zones by relying on God.

And this is exactly what God had in mind for the Israelites.

Moses' birth

God marked Moses as a special child. We can see this even from the time of his birth. Let us read Exodus 1:15-2:10.

Pharaoh was absolutely determined to limit the numbers of these Israelites! He was desperate enough to kill the Israelites' newborn sons! However, God's plan to have the Israelites multiply was not to be so easily thwarted. God even recorded the two Hebrew midwives who courageously disobeyed Pharaoh and saved Moses—Shiphrah and Puah—by name in the Bible. He was good to them, and provided families for them. When Pharaoh saw that his first plan had failed, he issued the command: "Every son who is born you shall cast into the river, and every daughter you shall save alive."

It was during this time that Moses was born. The midwives should have killed him, but they did not. He should have drowned in the Nile, but he did not. His parents weren't afraid of Pharaoh's orders, even though they could have been punished, or even killed, if anyone found out! They managed to keep Moses hidden for three months. Can you imagine how hard it must have been to hide a newborn baby without the Egyptians seeing the baby, or hearing his cries? Yet somehow, God kept Moses safe in those three months. As time passed, Moses grew too big for his mother to hide. So, instead of handing him over to be killed, she got a basket ready. She coated the underside with tar and pitch so that water would not get in and put the child in the basket amongst the reeds of the Nile. His older sister Miriam watched to see what would happen to him.

Just at that time, Pharaoh's daughter came to bathe at the Nile. Pharaoh's daughter—the same woman whose father wanted this baby dead! God, who can move a person's heart, moved Pharaoh's daughter to pity the baby. Miriam took her chance: she offered to find a nurse, her mother, for Pharaoh's daughter. Who could have imagined a better start for Moses! Moses' life would no longer be in danger, and his own mother could look after him. She would teach him about his Hebrew heritage, about the promises He made to Abraham, Isaac, and Jacob, and most importantly, about the one true God. At the same time, being adopted into the royal household meant that he could be educated in the wisdom of the Egyptians, a very advanced civilization at the time.

The anger of man does not achieve the righteousness of God

Let us read Exodus 2:11-14. The time came when Moses, who had lived most of his life in the palace, had grown up and wanted to know about his own people, the Israelites. Their lives were very different from his luxurious life in the palace. He saw the Hebrews working under the whips of the slavers and witnessed an Egyptian beating a Hebrew. Acts 7:23-25 tells Moses' side of the story. Let us turn to it and read it. Moses knew the fact that he was kept alive and adopted by Pharaoh's daughter made him special; he knew it was going to be his job to deliver His people. He killed the Egyptian thinking it was the right thing to do. Nevertheless, God's time had not yet come, and Moses was not yet ready. Moses killed the Egyptian out of anger, and this was not how God wanted His people to be saved. James 1:20 teaches us something about anger. Let us read it together. The wrath of man does not produce the righteousness of God. Yes, Moses was right in that it was God's will for him to lead the people, but he did not do it in God's way nor in God's time.

God has things in mind for each of us to do. We may not know exactly what they are yet. Perhaps you have already been assigned tasks to help out with, such as cleaning the classroom, helping younger brothers and sisters, washing the dishes, taking out the garbage, or leading hymns. God wants us to do these small tasks well so that He can trust us with the bigger tasks later. Maybe God wants to use you as an RE teacher, a sermon speaker, a missionary worker, or a preacher. But first, do the small things well. Ask God in prayer to guide you with His Holy Spirit so that whatever you do is pleasing to Him and encourages others. Always remember to pray in all circumstances. Remember the story of Saul who was later known as Paul? He thought he was doing the right thing by persecuting the church of God, that is, until God showed him the right way. Do not be too quick to say something is "God's will" as a reason for something that you've done, or something that has happened, without giving it more thought and prayer.

Moses' years of training

Turn to Exodus 2:15-25. This must have been a huge wake-up call for Moses. Even if he had been saved at birth and adopted into the royal household, Pharaoh was ready to lay his hands on Moses and kill him. Moses ran away from his home to the wilderness of Midian. He came to live in the house of his father-in-law. In his culture, the wife would go to live in her husband's household, so it would have been embarrassing for Moses, a prince of Egypt, to live in the household of his father-in-law. Not only that, but he was also now merely a shepherd. According to Genesis 46:34, shepherds were considered abominable to the Egyptians. Moses could not have gone down any lower in the eyes of the Egyptians. For forty years, he most likely only had his wife or father-in-law to talk with. Can you imagine spending day after day, night after night with only sheep as your friends? God was using this time to train Moses to be the servant He needed—someone who was humble, patient, and not easily aroused to anger. When we learn later about the stories of how Moses led the stubborn Israelite people, we'll see why these years of training were so important.

As those years in Midian came to an end, God heeded the cries of His people. It was time to talk to Moses.

Moses' mission
Let us read Exodus 3:1-9. God, knowing it was now time, came to Moses in a burning bush that didn't seem to burn up! But the very first thing that God told Moses to do was to remove his sandals.

When we draw near to God—in prayer, in church, or in RE class—God requires reverence from us. We need to "take off our sandals" when we come to God in worship. God wants our whole heart and our full concentration when we worship, be it in prayer or in service. He does not want us to think about what we're going to do when church finishes!

Let's read Exodus 3:10-4:17. God had heard the cries of His people and seen that Moses was now ready to lead His people. God wanted Moses to lead them out of Egypt.

But guess what? Moses didn't want to go anymore. He came up with reason after reason.

What were his reasons? What did God say in response to each reason?

FOR TEACHERS

Hand out the Bible Discovery worksheet and help the students fill out the second column, using theTeacher Version as a guideline.

Sometimes, although our mouth offers seemingly sound reasons, we are actually making up excuses because we don't want to do something. Moses was looking for excuses to avoid doing what God wanted him to do. In the last column, write why Moses' reasons were just excuses.

FOR TEACHERS

Help the students come up with answers for the last column, using the Teacher Version as a guideline.

In the end, God allowed Aaron to talk for Moses! Armed with these signs, Moses returned to the people and the people of Israel believed him (Ex 4:27-31).



Linking to the Ten Basic Beliefs

2-5 Minutes

Salvation is given by grace through faith.

Moses' birth and calling heralded the beginnings of the next part of God's salvation for the Israelites. In them, we can see God's gracious deliverance and preparation of a man who became one of the greatest prophets of the Old Testament. In fact, his story is a story of salvation itself. While we do not yet see the fullness of Moses' faith at this stage in his life, we can see how his life had been molded by God to demonstrate the faith God wants us to show in our service. We can take heart that our ups and downs have been allowed by God to test and try our faith so that we may eventually glorify His name.

Check for Understanding

5 Minutes

1. **Why were the Israelites oppressed?** A new pharaoh arose who did not know Joseph. He saw that the Israelites were increasing in number and did not want them to become too powerful in case they joined with an enemy to fight against the Egyptians.
2. **What command did Pharaoh give about babies born to the Israelites?** Every son was to be killed but daughters were to be kept alive.
3. **How long did Moses' mother keep him hidden?** She kept him hidden for three months.
4. **Who adopted Moses?** Pharaoh's daughter adopted Moses.
5. **Who helped to look after him?** Moses' own mother looked after him.
6. **When Moses saw the Egyptian bullying the Hebrew, what did he do?** He killed the Egyptian and buried him, thinking that no one else knew.
7. **Why did Moses flee?** He had killed an Egyptian man.
8. **Where did Moses spend 40 years after he fled from Egypt?** He spent forty years in the wilderness of Midian.
9. **What did God say to Moses when he approached the burning bush?** "Take off your sandals. The ground you are standing on is holy."
10. **How did Moses react when God told him to lead the Israelites?** He tried to find excuses not to do it.

Life Application

10 Minutes

1. Ask God for strength to overcome sins and weaknesses!

[Hand out Life Application Worksheet #1, and ask the students to follow along.]

Listen to what the Bible says about our weaknesses. Read 2 Corinthians 12:9-10.

Why do you think God said, "My strength is made perfect in weakness?" (Our weaknesses remind us that we need God's help. We are weak next to God.)

What are some things you are really good at? [Ask students to write some down.] **These things are called strengths.** (For example: writing, music, math, arts and crafts, sports, etc.) God gave you those strengths, and it's important to thank Him for them!

What are some things you are not good at? [Ask students to write some down.] **These things are called weaknesses.** (For example: not sharing things, not controlling your anger, being mean to others, being jealous, etc.) We cannot overcome our weaknesses on our own. We cannot conquer or overcome sins with our own strength. We just can't do it, but God *can*!

Who is your source of strength?

1. God has the power! The Holy Spirit helps us as we pray!
God wants to help us overcome the sins of our lives and our weaknesses. He desires to help us, and He has the power to help us. Imagine the God of the universe. He created the entire universe, all the stars, the galaxies, the sun, everything! He knows all the stars by name. Now, is anything really too hard for God?! The answer is no! We have no power ourselves, but the Holy Spirit working in us can help.

Let's read Romans 8:26 and fill in the blanks.

"Likewise the Spirit also helps in our weaknesses. For we do not know what we should pray for as we ought, but the Spirit Himself makes intercession for us with groanings which cannot be uttered."

It is stated very clearly that the Spirit helps us in our weaknesses. This is really good news!

2. Do not be afraid! Ask God for strength and acknowledge to Him that we need His power!
After we understand that God has the power to help us, the second thing we need to do is to **acknowledge to God** that we cannot overcome the weaknesses on our own. That is exactly what He has been waiting to hear. When we tell God, "I just can't overcome this weakness. Dear God, please come help me. Lord, please help me. I am weak," we are declaring that He is our strong tower. **Our weaknesses also remind us how powerful God is.**

Let's read Psalm 119:28 and fill in the blanks. "My soul melts from heaviness; strengthen me according to Your word."

3. Pray day and night for the help you need, and read the word of God!
God can deliver you. He desires to help you overcome your weaknesses, but you must turn to God. We can do nothing on our own, but we "*can do all things through Christ who strengthens*" us (Phil 4:13).

Ask God to help you do the things that are difficult for you. God's strength and power are always available.

God knows your strengths and weaknesses. Both are opportunities to see God's power at work in you. Thank Him for both. Ask Him to give you strength in your weak areas.

[Read the scenarios on Life Application Worksheet #1 with the students, and discuss how the characters asked God for strength to overcome their weaknesses.]

2. God is always beside us.

There are times when we may feel like something didn't go the way that we wanted. But we should remember that God is always beside us, and He will always watch over us and give us the best.

[Read the scenarios on Life Application Worksheet #2 with the students, and ask them to answer the questions that follow. Suggested answers have been listed below.]

1. Even though you are upset that you didn't win first place, you are still happy that you won second place. You know that God is omniscient and that He knows what really happened. You trust that God will take care of you. He would rather you follow His teachings and forgive others when they have wronged you than get mad at others for treating you unfairly.
2. You feel a little silly for doubting God in the first place. You first thought that you knew what was best for you, but only God really knows what is best for you. He can see into the future, while you can't. The next time you think that God isn't giving you what you want, remember the story of how you found your new house and look forward to what better things God has in store for you.
3. You remember that God is omnipresent, which means that He is always there. So, when you feel scared or unable to do something, you know that you can always kneel down and pray to God to give you the strength and courage to do that thing. God will never ask you to do something you cannot do, and He will always give you the strength to do what you need to do.

Activity

1. The Burning Bush / 2. Pyramid of Excuses

10-15 Minutes

1. The Burning Bush

Objective: To allow students to think about what kinds of qualities God would like His servants to have.

Materials

- Strips of brown construction paper
- Black marker
- Diluted red, orange, and yellow food coloring
- 1 thick, white card (approx. Letter size)
- Glue
- Straws

Instructions

1. Ask the students, "What kinds of qualities does God look for in His servants?"
2. Have students brainstorm and write their answers on the brown strips.
3. Glue the strips in a bush arrangement on the white card. Taper the ends to make them resemble branches.
4. Use the straws to drip food coloring randomly on the "bush," then use the straws to blow the food coloring across the card to create a flame effect.
5. Allow the "flames" to dry.

In order to be used by God, we need to prepare ourselves to be useful to Him. Refer to 2 Timothy 2:20-21. God wants to use us, but we need to make sure we are holy and useful to Him.

HOMEWORK ANSWER KEY

1. They would not have wanted to leave Egypt and would not have cried out to God.
2. They remind us that we are weak and that we need to rely on God in all things.
3. This meant that Moses would learn about the Hebrew people and God from his mother, while also receiving an Egyptian education.
4. He saw the Egyptian murder a Hebrew slave, one of his own people.
5. Moses murdered the Egyptian out of anger, but "the wrath of man does not produce the righteousness of God."
6. It means that we should not act out of anger or out of our own accord. We should submit to and follow God's plan.
7. God wanted Moses to learn humility and patience so that he would be able to lead the Israelites out of Egypt.
8. We can learn that God's presence makes a place holy, because He is holy.

Pyramid of Excuses

The Israelites labored hard for the Egyptians and built the storage cities Pithom and Raamses. We don't know exactly what their buildings looked like, but the Egyptians were renowned for their pyramids.

Moses tried to get out of serving God by coming up with excuses. One of them was that he could not speak well. The more he kept giving excuses not to lead the people out of Egypt, the longer and harder they had to work at building for Pharaoh.

Perhaps at one time or another, you've come up with excuses to get out of serving God, or you've heard others come up with excuses. There are also characters in the Bible who have done the same.

Work in groups of two or three to brainstorm some of these excuses and fill in the pyramid worksheet as you go. Refer to and write down Bible verses if you are mentioning Bible characters. Color the pyramid in as you go. The more excuses there are, the higher the pyramids of Egypt will be, and the longer we will be slaves to the world!

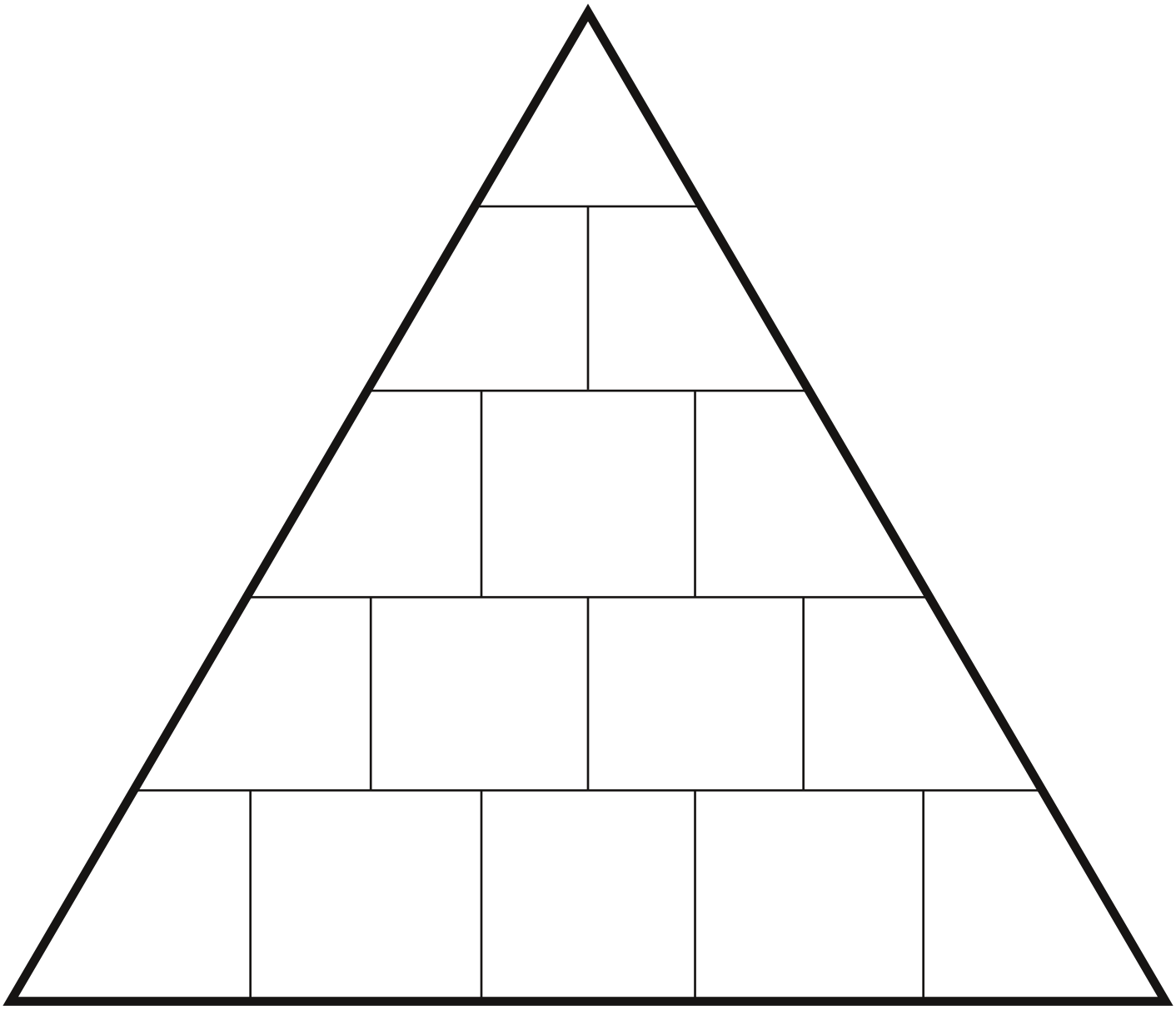

Moses' Excuses

Let's review what Moses said to God when He asked him to lead the Israelites. We will see that all his reasons were actually excuses.

Complete the second and third boxes.

	Moses' Reasons	God's Response	Why Moses' Reasons Were Actually Excuses
	Who am I that I should lead Israel out of Egypt? (Ex 3:11)	*I will be with you.* (Ex 3:12)	*Moses was actually a prince in Egypt and God called him to this work.*
	Indeed, when I come to the children of Israel and say to them, "The God of your fathers has sent me to you," and they say to me, "**What is His name?**" what shall I say to them? (Ex 3:13)	*You shall tell them "I AM WHO I AM." The God of Abraham, Isaac, and Jacob has sent you.* (Ex 3:14)	*This was the one true God, not one of the many false gods in Egypt. And this true God was speaking to Moses, then and there, in the burning bush.*
	What if they will not believe me? (Ex 4:1)	*God gave Moses three signs to perform.* (Ex 4:2-9)	*The signs God gave had to convince the people—they were not things that could happen in everyday life.*
I am not eloquent. (Ex 4:10)	*God said it is He who made man's mouth.* (Ex 4:11)	*Moses received the best education in Egypt. Acts 7:22 describes him as being powerful in words and deeds. This was just an excuse.* *At the end of all this, he still wanted God to send someone else. So, God appointed Aaron to be his mouthpiece.*	

Moses' Excuses

Let's review what Moses said to God when He asked him to lead the Israelites. We will see that all his reasons were actually excuses.

Complete the second and third boxes.

	Moses' Reasons	God's Response	Why Moses' Reasons Were Actually Excuses
	Who am I that I should lead Israel out of Egypt? (Ex 3:11)	(Ex 3:12)	
Indeed, when I come to the children of Israel and say to them, "The God of your fathers has sent me to you," and they say to me, "**What is His name?**" what shall I say to them? (Ex 3:13)	(Ex 3:14)		
	What if they will not believe me? (Ex 4:1)	(Ex 4:2-9)	
I am not eloquent. (Ex 4:10)	(Ex 4:11)		

Ask God for strength to overcome sins and weaknesses!

"And He said to me, 'My grace is sufficient for you, for My strength is made perfect in weakness.' Therefore most gladly I will rather boast in my infirmities, that the power of Christ may rest upon me."
(2 Cor 12:9-10)

What are some things you are <u>really good</u> at? List some out below.

_____

What are some things you are <u>not good</u> at? List some out below.

_____

Who is your source of strength?

1. God has the power! The Holy Spirit helps us as we pray!

"Likewise the Spirit also _____ in our _____. For we _____ _____ _____ what we should pray for as we ought, but the _____ Himself makes _____ for us with groanings which cannot be uttered" (Rom 8:26).

It is stated very clearly that the Spirit helps us in our weaknesses. This is really good news!

2. Do not be afraid! Ask God for strength and acknowledge to Him that we need His power!

Our weaknesses remind us how powerful God is.

"My soul melts from heaviness; _____ me according to Your _____" (Ps 119:28).

Because GOD IS ALL-POWERFUL,
(the biggest and the strongest),
He can help me with anything!

3. Pray day and night for the help you need, and read the word of God!

God can deliver you. He desires to help you overcome your weaknesses, but you must turn to God. We can do nothing on our own, but we *"can do all things through Christ who strengthens"* us (Phil 4:13).

Your weaknesses are not a problem for God, and they don't stop Him from doing what's best for you. Talk with God and stay connected to the Vine!



Read the following scenarios and think about how the characters all asked God for strength to overcome their weaknesses.

Ever since Angel was a young girl, she had always admired the pianists who played during church services. She wanted to become just like one of them and one day serve God as a pianist. However, she realized that playing the piano did not come easily for her. She did not give up, though, and continually prayed to God to give her the strength to persevere in her goal. Thankfully, after much practice and prayer, she developed her piano skills and is now a talented pianist who serves the Lord.

Wherever Michael was, if he wasn't playing video games, he was thinking about them. He couldn't get his mind off of video games, even when he was at school and at church. This affected his school grades and his spirituality. He knew that he had to do something, so he prayed hard to God to help him overcome this weakness by giving him the strength and power to get rid of his games. Amazingly, after a while, he was able to donate all of his games to local organizations that needed them. The power of prayer is amazing!



Ricky didn't like waiting for anything. He always wanted things done his way at the time he wanted them done. For this reason, he got into many fights and arguments with his friends and family. However, he knew that it was wrong to be so impatient. One day, he received the Holy Spirit, and after that, he constantly prayed to God to help him overcome his impatience. Gradually, his impatience melted away, and he started treating everyone with patience and gentleness.

The secret to overcoming our weakness is to rely on God!

God is always beside us.

There are times when we may feel like something didn't go the way that we wanted. But we should remember that God is always beside us, and He will always watch over us and give us the best.

Read the following scenarios, and then answer the questions that follow.

1. You are running a race during PE class and you are about to cross the finish line to get first place. Suddenly, one of your classmates pushes you from behind and you fall down. You brush yourself off and get back up, but your classmate has already won first place. You try to tell the teacher that he pushed you and that you were supposed to win, but the teacher didn't see anything, and your classmate won't admit that he pushed you. You end up getting second place, but are still upset that your classmate unfairly won first.

   What can you do when other unfair situations like this happen?

2. You are searching with your parents for a new house to purchase. You see that this one has a huge backyard and a small playground in the back. Immediately, you start telling your parents how much you love this house and beg them to get this one. They start discussing it, but tell you that there is no way they can afford to buy this house. Eventually, they settle on buying a house with a much smaller backyard that has no playground. You are unhappy until one day a new student arrives at school. You become best friends with that student, and it turns out that your new best friend has just moved into the house across the street from yours. Now, you two spend each day after school doing homework together and hanging out.



   How do you feel after you realize that God gave you the better house? What can you do when you think that God isn't giving you what you want?

3. It is your turn to lead hymns during the monthly RE prayer. It is your first time leading hymns, and you are so nervous that you feel like hiding in the corner and disappearing. You try to ask your classmates to see if any of them are willing to take your place, but your RE teacher encourages you to do it yourself. Your RE teacher says that everyone will have their turn at leading hymns, and that after you do it once, it won't seem so bad anymore. Before the RE prayer session starts, you go to an empty room and spend some time praying to God. You ask Him to help you prepare your heart and give you the strength and peace to lead hymns. Amazingly, when you go up to lead hymns, you don't feel nervous at all, and instead feel incredibly calm. And your RE teacher was right; it isn't so bad after all!

   What can you do when you feel scared or feel that you cannot do something?

E2 Year 1 Book 3 Lesson 6—Moses' Birth and Calling

Homework Assignment

Name: _____ **Parent signature:** _____ **Date:** _____

Bible Reading: Please put a check mark in the space when you complete the reading each day.
Prayer: Please put a check mark in the space on the days you prayed to God.

	Sun	Mon	Tue	Wed	Thu	Fri	Sat
Read							
Pray							

What I Learned from the Bible This Week

1. _____

_____

_____

2. _____

_____

_____

Memory Verse

Please write down this week's memory verse. **(Exodus 4:11)**

_____

Short Answer

1. What might have happened if God had given the Israelites an easy life in Egypt?

2. Why are trials important?

3. Moses was looked after by his own mother and by the Egyptian royal household. What did this mean for Moses?

4. Why did Moses kill the Egyptian?

5. Why was it wrong for Moses to kill the Egyptian?

6. What does this mean for us?

7. Give reasons God led Moses to stay in the wilderness for forty years.

8. What can we learn from God telling Moses to remove his sandals?

Lesson 7

The Ten Plagues

Objectives

1. To understand the power of our almighty God.
2. To learn that God's commandment is not negotiable.
3. To encourage the students never to compromise their faith.

Memory Verse

"God is Spirit, and those who worship Him must worship in spirit and truth."

(John 4:24)

Prayer

1. We thank God for gathering us here so that we can worship and learn more about His word.
2. Lord, please help us obey Your commands every day.
3. Lord, You are the almighty God. Please help us during our troubles and difficulties.
4. Please also help us act according to Your will.
5. May God help us focus on this lesson and apply its teachings to our lives.

Overview

1. Moses Confronts Pharaoh
- The Ten Plagues
- Pharaoh's Compromises

2. Linking to the Ten Basic Beliefs—One True God

3. Life Application—Faith is not negotiable

4. Activity
- Word Search
- Crossword Puzzle

Background Knowledge for Teachers

Moses had returned from Midian and confronted Pharaoh with God's message. The Hebrews blamed Moses and rebelled against him. Moses was facing a great problem, but it was an opportunity for God to exercise His great power. It must have been hard for Moses to bring God's message to Pharaoh when His own people had trouble believing it. However, Moses obeyed God and believed that even when the chances for success appeared slim, God would help him. Only those with persistent faith can obey when the task seems impossible.

Pharaoh's Sorcerers, Magicians, and Wise Men
Some of your students may ask why the sorcerers were able to duplicate Moses' miracles. Some of their feats involved trickery or illusion, and some may have used satanic power. Ironically, whenever the sorcerers duplicated one of Moses' plagues, it only made matters worse. If the magicians had been as powerful as God, they would have reversed the plagues, not added to them. Tell your students that Satan has many deceiving tricks. He imitates some of God's work and leads people astray. Miracles can help us believe, but it is quite dangerous to solely rely on them.

Reaching Out to Your Students

Your students may care a lot about whether they fit in with their friends in school and in church. Sometimes, they care so much that they dare not speak up or oppose the opinion of the majority. Other times, they may ignore their own opinions and believe that the majority is right. Explain to your students that it is important for us to uphold God's teachings. Help your students identify what is right in the eyes of God. Try to narrow it down to specific behaviors that might occur in school or at home. For example, saying grace before meals, going to church on Saturday, not celebrating Halloween, Christmas, or Easter. You may want to contrast positive behavior with behavior that is displeasing to God. Ask your students to share their own experiences. Tell your students that when they are afraid or tired of conforming to society, they should rely on God and seek His help. Assure them that they should keep up their good work and that God is always watching their good and bad behavior.

Opener

5 Minutes

Before we begin our story, try to remember the last time you argued with someone. Was it with a friend? Or with someone in your family? Maybe it was with a brother or sister, or perhaps with your mother or father. We often argue with people around us because we all have our own opinions about different things. When we argue, though, we sometimes refuse to admit defeat even if the other person is right, simply because we are stubborn and have pride. Today, we're going to learn about an argument so big that it involved two nations; Pharaoh was so stubborn and so proud that he absolutely refused to let the Israelites go. As a result, the Egyptians had to suffer through ten plagues.

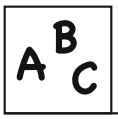

Vocabulary

locust: any type of the grasshopper family that often migrated in immense swarms and devoured vegetation and crops
louse: any type of small, biting, wingless insects
boils: painful, round, pus-filled inflammations of the skin
compromise: to settle an argument with an agreement between two parties that normally involves both sides making concessions
negotiate: to try and make two sides in a disagreement meet

Bible Discovery & Spiritual Teaching

30-35 Minutes

FOR TEACHERS

In order to aid student memorization, you may want to prepare a poster board with two columns of ten boxes. At the top, title the poster board "The Ten Plagues," and number each row. Prepare twenty pieces of paper that will fit in each box. As you go over each plague in the lesson, the students may write or draw the plague on the pieces of paper and then stick them onto the board.

Before we begin our story, let's review what happened to Moses. Last week, we learned that Moses was chosen by God from the moment of his birth. He escaped death by Pharaoh's hand, was nursed by his mother, and raised by Pharaoh's own daughter. Later, he ran away and spent forty years raising sheep. Now, Moses has returned to Egypt after being called by God to save His people. Let's turn to the Bible and read what happened next in Exodus 7:8-10.

Moses and his brother Aaron went immediately to Pharaoh and, even before the ten plagues, performed a miracle before Pharaoh to prove God's power. Aaron cast his rod before Pharaoh, and it became a serpent. Pharaoh, though, summoned his court magicians, and they all threw down their rods and turned them into serpents. However, Aaron's serpent ate up all of theirs. In the end, as God said he would, Pharaoh refused to release the Israelites, so the ten plagues began.

For Teachers

Hand out copies of the Bible Discovery worksheet to the students and help them fill the table out as you teach each plague.

Let's go through the plagues and Pharaoh's reaction to each of them.

1. Water turned to blood (Ex 7:17-18, 21-25)
All the fish died and the Egyptians could not drink from the river; they were forced to dig wells for water. Pharaoh's magicians were able to duplicate the miracle, though, and Pharaoh refused to let the Israelites go, not believing that it was God who performed the miracle.

2. Frogs (Ex 8:3-14)
God then sent frogs all over the land of the Egyptians. God made sure His people remained safe, but for the Egyptians, the frogs were literally everywhere. Verse 3 says that they were found even in their ovens and their kneading bowls! Pharaoh's court magicians were able to call up frogs, too, but there was one important thing that they could not do: they could not get rid of the frogs! Pharaoh requested that Moses send the frogs away, but the moment he did, Pharaoh still refused to let the Israelites go, even though he said that he would.

3. Lice (Ex 8:17-19)
Next, God sent down lice to plague the Egyptians. A louse is a type of tiny insect that bites your skin and makes you itch. This was the first plague that the Pharaoh's magicians could not duplicate. They even told the Pharaoh that this was the hand of God, but he still refused to let the Israelites go.

4. Flies (Ex 8:20-32)
God then sent flies everywhere except Goshen. It's true that calling so many flies to one place is already a great miracle, but imagine this: none of the flies went into Goshen at all! God was clearly setting His people apart and showing the power that He had. This time, instead of promising to let the people go, Pharaoh requested that the people sacrifice to God in Egypt. It is important to note this, because Pharaoh is clearly trying to compromise. Remember this for later on.

5. Death of livestock (Ex 9:1-7)
God promised Pharaoh that all of the Egyptians' livestock would die, but none of the Israelites' would be touched. The very next day, true to His word, God did not let any of the Israelites' livestock die, while every single one that belonged to the Egyptians died. Imagine all those cattle, horses, and sheep just dying in one day! But still, Pharaoh refused to let God's people go.

6. Boils (Ex 9:8-12)
For the next plague, the Egyptians developed boils all over their bodies. A boil is a very terrible skin condition that is a lot like a blister, but also very painful. It was so bad that none of them could even present themselves before Moses and Aaron! But Pharaoh still refused to let the Israelites go.

7. Hail (Ex 9:13-35)
This is the first plague where the Egyptians were given a choice to heed God's words; Moses warned them to bring their belongings under shelter and to hide in their houses. Now, even some members of Pharaoh's court took Moses' words seriously and obeyed. God then sent hail so heavy that it even broke trees and ruined crops! The passage also mentions a lot of thunder and fire, possibly lightning, that struck the ground. Pharaoh begged for Moses to stop the hail and agreed to let God's people go. But as God said he would, the moment the hail stopped, Pharaoh once again refused to release the Israelites.

8. Locusts (Ex 10:1-20)
Now, before the locusts were sent, Moses warned Pharaoh, and Pharaoh's servants begged him to let the people go. They were tired of experiencing all of these disasters! In response, Pharaoh once again tried to compromise: he agreed only to let some of the Israelites go, but not all. But this was not enough for Moses, so God sent locusts to swarm the land. Locusts are really terrible pests. They eat everything they encounter. With the crops and livestock already broken from the hail and disease, the locusts ate what little food the Egyptians had left, even the grass on the fields. During this plague, Pharaoh confessed that he sinned against God, but still refused to let the people go when God swept the locusts away.

9. Darkness (Ex 10:21-27)
The next plague proved God's power over not just nature, but the very heavens. He made it dark in Egypt for three whole days. Imagine waking up the next morning only to find that the sun has not risen! The Egyptians were probably very scared, but not only because they had no light. The Egyptians had many gods, and their greatest god of all was the very sun. God was truly showing His power as the one and only God on earth, and proving that the Egyptians' own gods were powerless. In fact, Pharaoh actually agreed to let the people go...on the condition that their livestock stay. This might seem reasonable to us—God wanted His people to be free, after all. It was okay for Pharaoh to keep the animals, right? But this was still unacceptable in Moses' eyes. God would not permit any sort of compromise.

10. Death of the firstborn (Ex 11:1-10; 12:29-32)

The last plague was the last and most terrible plague. Every single family has a firstborn, and it was every single Egyptian firstborn that God struck down. The Bible says that there was not a single house where there was not one dead. Imagine streets and streets of houses with at least one—if not more—person who died overnight! It was a terrible plague and the one that finally made Pharaoh change his mind. Pharaoh did not even wait for daytime! During the night, he sent for Moses and allowed the Israelites to leave Egypt. Finally, they were free from Pharaoh's hand!

From the plagues that happened in Egypt, you can see how powerful God is and the consequences of Pharaoh's refusal to obey God's commands. But there is another very important lesson that we should learn from these events.

Remember when, during the plague of the flies, Pharaoh asked that the Israelites worship God within Egypt? Then, during the plague of locusts, Pharaoh agreed only to let the men go, and during the plague of darkness, he tried to make them leave their livestock behind. These were all methods of **compromise**. To compromise means to try to bargain or to try and settle things by meeting the other person halfway. Now normally, when you are arguing with a parent or a friend, making a compromise is a good way to settle the argument. But there is one case in which compromises must never be made and that is with our faith.

Let's examine each compromise that Pharaoh made, and see what we can learn from them.

First, Pharaoh said that instead of leaving Egypt to worship God, they could worship Him while staying in Egypt.

The Israelites could not worship God while living in Egypt, and in the same way, we cannot worship God while we are sinners. We have to worship God in spirit and in truth, and in order to do that, we must baptize into the church and follow His teachings every day.

Second, Pharaoh agreed to let only the men go, even though Moses clearly demanded that he let all of the Israelites go.

Pharaoh wanted to keep the women and children in Egypt because he knew that the men would come back to Egypt for them. We must never leave our family behind in our journey of faith. This includes the brothers and sisters in our class. If we see someone fall behind in their faith, we should stop to help them and go forward with them.

Third, Pharaoh tried to make them leave their livestock behind.

In those days, all that the Israelites had was their livestock. They used their flocks and herds for food and trading, but most importantly, they used them for worshiping God with sacrifices and burnt offerings. What do we use to worship God today? (We worship with our hearts and we offer prayers.) Today, Satan works very hard to try and get us to leave our worship behind, too. For example, when we come to church, we might be thinking of other things, such as our games or maybe what we want to do when we get home. Instead, we ought to be thinking more about God. So, when we leave Egypt to worship Him, we need to make sure we bring our hearts to worship Him.

Pharaoh kept trying to compromise because he wanted something in return for letting them go, something that would still let him keep his power. Moses, however, refused to negotiate. He knew that there was no way God would allow any compromises. In the same way, we also have to remember that when it comes to our faith, we can't have a little bit of this or a little bit of that. It is either God or the world. **Faith is not negotiable**.

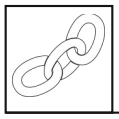

Linking to the Ten Basic Beliefs

2-5 Minutes

One True God

God's power is shown through these plagues. He is more powerful than the magicians and Satan. Yet, we saw that Pharaoh did not completely yield to this power. If our God is capable of these things and more, then we must fear God. However, we should not fear that He will punish us or make us suffer, but respect and appreciate His holiness and power. He is, after all, the creator of the universe and the creator of humans.

We, as the children of God, have this almighty God to rely on. When we are in need or in trouble, we can ask God. Nothing is impossible for Him; we only need to believe in Him.

Check for Understanding

5 Minutes

1. **When Aaron threw his rod down in front of Pharaoh and his officials, what happened to the rod?** It became a serpent.
2. **What happened to the serpents that the magicians created when they imitated Aaron?** Aaron's serpent swallowed their serpents.
3. **What are the Ten Plagues in order?**

First Plague: Blood	Sixth Plague: Boils
Second Plague: Frogs	Seventh Plague: Hail
Third Plague: Lice	Eighth Plague: Locusts
Fourth Plague: Flies	Ninth Plague: Darkness
Fifth Plague: Death of livestock	Tenth Plague: Death of Egyptian Firstborn

4. **What did Pharaoh try to do three times? Describe his terms each time he tried to do this.** He tried to compromise. The first time, he tried to get them to worship God in Egypt. The second time, he tried to keep the women and children in Egypt. For the third and last time, he tried to keep their livestock.
5. **What can we learn from Moses' response each time?** We cannot worship while in sin; we cannot leave our family behind in our journey of faith; and we must bring our hearts with us to worship God. Faith is not negotiable.

Life Application

10 Minutes

1. God's Commandment Is Not Negotiable

[Ask students to fill out Life Application Worksheet #1. The answers have been listed below.]

1. **Pharaoh tried to make them…**worship God while staying in Egypt.
   What we can learn from this: We cannot worship God while we stay in sin. We have to be baptized, and we have to learn to follow God's commands in the Bible. Those who worship God must worship Him in spirit and truth, which means "leaving Egypt," or separating ourselves from this world.

2. **Pharaoh tried to make them…**leave their women and children behind.
   What we can learn from this: We must do our best to bring our family with us in our journey of faith. It is important to work together on our journey. If we see someone stumble, we should stop and bring them forward with us, not move on and encourage them from ahead. We must worship God with our family and support our brothers and sisters.

3. **Pharaoh tried to make them…**leave their livestock behind.
   What we can learn from this: We worship God with our hearts, but if we leave our hearts in the world, then we can't worship Him properly. It is important that we do our best to keep Satan from ensnaring us with the pleasures of this world.

   In conclusion, we must never <u>compromise</u> in our faith. Faith is not <u>negotiable</u>.

2. Never Compromise in Our Faith

[Ask students to read the scenarios on Life Application Worksheet #2 and answer the questions that follow. The suggested answers have been listed below.]

1. It's Friday night and you're back home from service at church. You've finished your homework, and you've completed all of your chores beforehand, so all that's waiting for you is that vdieo game that you haven't finished yet! The only problem is, it's already quite late, and you know that you have to get up early to get to church on time the next day. But it should be okay to play for a while, right? It's the weekend, after all...

Isaiah 58:13 - "If you turn away your foot from the Sabbath, from doing your pleasure on My holy day, and call the Sabbath a delight, the holy day of the LORD honorable, and shall honor Him, not doing your own ways, nor finding your own pleasure, nor speaking your own words."

God emphasizes the importance of Sabbath over and over throughout the Bible. But Sabbath isn't simply physically attending church on Saturdays. To truly celebrate the Sabbath day, your heart must also be with Him. For just one day of the week, God wants us to focus on Him alone. When you sit in service, are your thoughts wandering to that game at home? Are you falling asleep because you stayed up late watching TV? We should reflect on what it truly means to keep the Sabbath day.

2. Your RE homework for the month is to read a few verses from the Bible every day before you go to bed. For the first few days you diligently read the assigned verses, but then you begin to play games until the last minute before bedtime without reading any. Occasionally, you think to skim a couple verses, but really, what's the big deal? It's not like you're getting tested or graded on the homework.

Joshua 1:8 - "This Book of the Law shall not depart from your mouth, but you shall meditate in it day and night, that you may observe to do according to all that is written in it. For then you will make your way prosperous, and then you will have good success."

We are tested and graded many times in school, and seeing the letters or points we receive on our report cards motivates us to work hard. But what about our RE work? Who tests us? Who grades us? The answer is: we are tested every day, and we receive our grades at the Second Coming! The kind of tests that we receive, though, are based on how well we can live a godly life. We need to study the Bible carefully, and remember not to compromise our faith for the sake enjoying worldly entertainment so that we can receive full marks when Jesus comes again.

3. One of your best friends has invited you to a birthday party. The only problem is, it's on a Saturday. You've never told your friend about going to church before, so he doesn't realize that you won't be able to attend. Your parents disapprove and prefer that you go to church, but if you insist, then maybe they will let you attend the party in the afternoon...

Exodus 20:8 - "Remember the Sabbath day, to keep it holy."

Sabbath day is so important that God made it one of the Ten Commandments! It's very important that we dedicate the whole day to God, not just some of the day. Perhaps to avoid this situation, you can tell your friends how your Saturdays are spent so that they know to schedule their parties on Sundays instead! Taking away time dedicated to God means compromising our faith, which we should never do.

HOMEWORK ANSWER KEY

Plagues
1. Water turned to blood
2. Frogs
3. Lice
4. Flies
5. Death of livestock
6. Boils
7. Hail
8. Locusts
9. Darkness
10. Death of Egyptian firstborn

Short Answer
1. Aaron cast down his rod and it turned into a serpent. The magicians copied him, but Aaron's serpent ate all of theirs.
2. During the plague of flies, the plague of locusts, and the plague of darkness.
3. First, that they worship in Egypt, then, that they leave their women and children behind, and lastly, that they leave their livestock behind.

ACTIVITY ANSWER KEY

Word Search

Q	F	Q	A	O	I	F	R	E	Q	T	N
T	M	J	I	O	S	G	O	R	F	H	Z
S	U	V	V	G	K	D	L	I	H	U	L
K	H	S	S	E	N	K	R	A	D	O	N
D	S	W	C	D	H	S	I	Q	I	J	Y
Z	X	S	G	U	T	L	K	K	S	H	C
W	T	D	L	B	G	H	I	H	E	P	X
X	B	G	O	O	L	F	B	P	A	O	N
E	Z	R	C	I	S	O	K	Z	S	W	X
C	N	B	U	L	X	J	O	O	E	O	S
I	X	J	S	S	F	I	J	D	Q	X	Y
L	P	F	T	X	S	Y	C	D	V	I	B
P	W	L	S	F	I	R	S	T	B	O	R

Crossword Puzzle

DOWN
1. flies
2. darkness
4. lice
5. blood
6. locusts

ACROSS
3. hail
7. livestock
8. boils

Activity

Word Search and Crossword Puzzle

10-15 Minutes

Complete the word search and crossword puzzle.

Ten Plagues Word Search

Blood
Boils
Darkness
Disease
Flies
Frogs
Lice
Hail
Locusts
Firstborn

Q	F	Q	A	O	I	F	R	E	Q	T	N	F
T	M	J	I	O	S	G	O	R	F	H	Z	L
S	U	V	V	G	K	D	L	I	H	U	L	I
K	H	S	S	E	N	K	R	A	D	O	N	E
D	S	W	C	D	H	S	I	Q	I	J	Y	S
Z	X	S	G	U	T	L	K	K	S	H	C	Q
W	T	D	L	B	G	H	I	H	E	P	X	G
X	B	G	O	O	L	F	B	P	A	O	N	K
E	Z	R	C	I	S	O	K	Z	S	W	X	Y
C	N	B	U	L	X	J	O	O	E	O	S	Y
I	X	J	S	S	F	I	J	D	Q	X	Y	K
L	P	F	T	X	S	Y	C	D	V	I	B	B
P	W	L	S	F	I	R	S	T	B	O	R	N

Ten Plagues Crossword Puzzle



DOWN

1. The fourth plague
2. The ninth plague
4. After Moses struck the ground, the dust turned into these
5. The waters of the Nile turned into this
6. This swarm of insects ate the crops

ACROSS

3. This rained from the sky
7. These kinds of animals were struck down
8. This painful skin disease broke out on the skins of the Egyptians

The Power of God

Write down the ten plagues as you learn them, and then write a sentence explaining each. The first has been given as an example.

Plague	Brief Description
water turned to blood	Moses dipped his staff in the Nile River and all of the water turned to blood so that the Egyptians could no longer drink from it.

God's Commandment Is Not Negotiable

Pharaoh tries to compromise with Moses three times during the ten plagues. Write down each compromise, and then briefly explain what we can learn from it.

1. Pharaoh tried to make them…



What we can learn from this:

_____

2. Pharaoh tried to make them…

What we can learn from this:

_____

3. Pharaoh tried to make them…



What we can learn from this:

In conclusion, we must never _____ in our faith.

Faith is not _____.

Never Compromise in Our Faith

Read each scenario and, for each one, answer the following questions.

1. How would you normally respond to the situation?
2. What would God want you to do?
3. Write down the listed verse.

It's Friday night and you're back home from service at church. You've finished your homework, and you've completed all of your chores beforehand, so all that's waiting for you is that video game that you haven't finished yet! The only problem is, it's already quite late, and you know that you have to wake up early to go to church on time the next day. But it should be okay to play for a while, right? It's the weekend, after all...



1.

2.

3. Isaiah 58:13

Your RE homework for the month is to read a few verses from the Bible every day before you go to bed. For the first few days, you diligently read the assigned verses, but then you begin to play games until the last minute before bedtime without reading any. Occasionally, you think to skim a couple verses, but really, what's the big deal? It's not like you're getting tested or graded on the homework.

1.

2.

3. Joshua 1:8

One of your best friends has invited you to a birthday party. The only problem is, it's on a Saturday. You've never told your friend about going to church before, so he doesn't realize that you won't be able to attend. Your parents disapprove and prefer that you go to church, but if you insist, then maybe they will let you attend the party in the afternoon...

1.

2.

3. Exodus 20:8

E2 Year 1 Book 3 Lesson 7—The Ten Plagues

Homework Assignment

Name: _____ **Parent signature:** _____ **Date:** _____

Bible Reading: Please put a check mark in the space when you complete the reading each day.
Prayer: Please put a check mark in the space on the days you prayed to God.

	Sun	Mon	Tue	Wed	Thu	Fri	Sat
Read							
Pray							

What I Learned from the Bible This Week

1. _____

_____

_____

2. _____

_____

_____

Memory Verse

Please write down this week's memory verse. **(John 4:24)**

_____

Fill in each plague.

	Verse	Plague
1	Exodus 7:14-25	
2	Exodus 8:1-15	
3	Exodus 8:16-19	
4	Exodus 8:20-32	
5	Exodus 9:1-7	
6	Exodus 9:8-12	
7	Exodus 9:13-35	
8	Exodus 10:1-20	
9	Exodus 10:21-29	
10	Exodus 12:29-31	

Short Answer

1. What miracle was performed before the ten plagues?

2. During which plagues did Pharaoh try to compromise?

3. What kind of compromises did Pharaoh offer?

Lesson 8

The Passover

Objectives

1. To understand the connection between Passover and the last supper of Christ.
2. To understand the spiritual significance of Passover and Holy Communion.
3. To learn to put on a new self and lead a new life.

Memory Verse

"This is My body which is given for you; do this in remembrance of Me."

(Luke 22:19b)

Prayer

1. We thank God for gathering us here so that we can worship and learn more about His word.
2. Jesus, we thank You for shedding Your blood for our sins.
3. Lord, please help us to understand the spiritual teachings of Passover.
4. May God help us focus on this lesson and apply its teachings to our lives.

Overview

1. **Passover Instructions**
   - Unleavened Bread
   - Perfect Lamb
   - Bitter Herbs
2. **Christ, the Passover Lamb**
3. **The Passover Lamb had to be without blemish**
4. **Passover Lamb must be slain**
5. **The Meaning of the Holy Communion**
6. **Partaking of the Holy Communion**
7. **Linking to the Ten Basic Beliefs—**Holy Communion
   - The Passover has become the Holy Communion
8. **Life Application**
   - A New Self (Part 1): To learn to put on a new self and lead a new life.
   - A New Self (Part 2): The Armor of God
9. **Activity—**Making Unleavened Bread

Background Knowledge for Teachers

Passover centered on God's salvation through the blood of the sacrificial lamb. It is significant that the first Holy Communion took place during the Passover meal. When the Lord took the bread, saying, "this is My body" and the cup, saying, "this is My blood," He was telling us that He was the Passover Lamb.

Salvation is possible because "Christ, our Passover lamb, has been sacrificed" (1 Cor 5:7b NIV). Every Communion gives us another chance to behold "the Lamb of God who takes away the sin of the world" (Jn 1:29).

So, we keep proclaiming the Lord's death until He comes, when we will join the thousands upon thousands to sing this song: "Worthy is the Lamb who was slain to receive power and riches and wisdom, and strength and honor and glory and blessing!" (Rev 5:12).

Reaching Out to Your Students

Until now, Holy Communion may have simply been a habit for your baptized students, with no real meaning behind it. At this age, however, they should begin to learn the reasons behind the sacrament so that it is no longer simply a meaningless ritual. Teach them about the history of Holy Communion—how it evolved from Passover during the Israelites' delivery from Egypt, to the sacrifice of Jesus, to Holy Communion that we have today so that, in the end, we could be blessed with eternal life. It isn't just a ritual; it is proof of God's grace and everlasting love.

Opener

5 Minutes

After Joseph saved Egypt from starvation (Gen 41), the Israelites continued to live in Egypt as guests. Eventually, the Egyptians forgot about Joseph and enslaved the Israelites for hundreds of years (Ex 1:6-14). The Book of Exodus explains how God freed His people from Egypt.

Last week, we talked about the different plagues that God sent on the Egyptians. Moses and Aaron had come before Pharaoh many times to ask him to let the Israelites leave, but he would not listen.

In total, God sent ten plagues. How many of the plagues can you remember? What were some of these plagues? [Call on three or four students, and list the answers on the board.] The plagues included water turning to blood, frogs, lice, flies, death of livestock, boils, hail, locusts, and darkness. The tenth plague was the death of all the Egyptian firstborn children and animals. The firstborn is the first son. Why would God send these plagues on Egypt? God sent the plagues to show His power, to judge against the Egyptian idols, and to convince Pharaoh to let His chosen people go.

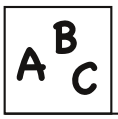

Vocabulary

atonement: the reconciliation or re-establishment of the relationship between God and humans

Bible Discovery & Spiritual Teaching

30-35 Minutes

Because of the hardness of Pharaoh's heart, God punished Egypt with the ten plagues. The nation paid for Pharaoh's stubbornness. During the last plague, God killed all the Egyptian firstborn. God gave His people a way to escape the destruction: the blood of a perfect lamb could take the place of the firstborn in the family. God gave Moses very special instructions to follow the night that God's punishment passed over the Israelites' homes (Ex 12).

Passover Instructions

In preparation for the last plague, God directed Moses to establish the Passover feast. The feast was to occur while an angel sent by God killed the firstborn in every family. The term "Passover" refers to the fact that every family that participated in the Passover feast would be "passed over" and no one would die in their home or among their cattle (Ex 12:23-32). As part of the feast, each Jewish family had to put the blood of a lamb on the doorposts of their house (Ex 12:23-27).

1. **Unleavened Bread (Ex 12:14-20)**
   The Passover feast started with the removal of leaven, also known as yeast, from the home. The house was to be cleaned from top to bottom and anything containing yeast was eaten or thrown away. In Jewish households today, the evening before Passover, the father of the house takes the traditional cleaning items—a feather, a wooden spoon, and a bag—and searches the house for any specks of leaven that might have been missed. Then, they eat only unleavened bread, or *matzah*, for the next seven days of the feast. Yeast is removed because it is a symbol of sin (1 Cor 5:8); unleavened bread (bread without yeast) was symbolic of a sinless life.

2. **Perfect Lamb (Ex 12:2-9)**
   The Passover lamb was to be perfect; it must be without fault or defect. The slaughter of the lamb was a sacrifice made in place of those living in the home. When the angels saw the blood from the sacrifice on the

the doorposts, they passed over that home.

3. Bitter Herbs (Ex 12:8)
The bitter herbs, or *maror*, typically included horseradish, salt, and green onions. The bitter herbs were a reminder to the Israelites of the bitterness of slavery and suffering in Egypt. [You may want to prepare some images of the horseradish plant.]

Christ, the Passover Lamb
Jesus Christ came and died for our sins. Although we don't celebrate Passover, we do partake of a sacrament that is the New Testament version of Passover. Do you know what this is? It is now the Holy Communion that our church holds.

Passover was a reminder to the Israelites of their deliverance from slavery. Likewise, Holy Communion is a reminder to us of our deliverance from sin through Jesus' sacrifice. We can be delivered from the bondage of sin when we believe in Jesus Christ and ask Him to forgive our sins.

Do you know what being under the "bondage of sin" means? It means to be a captive and slave of sin. When we had been under the bondage of sin, we couldn't enter heaven once we died. But, as the Passover lamb saved the Israelites from death, Jesus' sacrifice delivered us from death! Jesus became our Passover lamb (1 Cor 5:7b). Every Communion gives us another chance to behold "the Lamb of God who takes away the sin of the world" (Jn 1:29).

Characteristics of the Passover Lamb

1. The Passover Lamb had to be without blemish.
The Passover Lamb must be perfect without any blemish or fault of any kind (Ex 12:5). Nothing but a perfect sacrifice could satisfy the requirements of a holy and righteous God (Lev 22:21-22). It has to be perfect to be accepted.

The apostle Peter knew the perfect Lamb in life and wrote that we "were not redeemed with corruptible things, like silver or gold, from your aimless conduct received by tradition from your fathers, but with the precious blood of Christ, as of a lamb without blemish and without spot" (1 Pet 1:18-19).

Christ was sinless. Anyone who had sin in his life could not make atonement for anyone else's sins. [See vocabulary section for "atonement."] God can only be satisfied with a holy and pure sacrifice. The word for "unblemished," or "without blemish," is used to describe a sacrifice that is perfect or spotless and a person who is morally without any fault (Mt 27:4, 19, 24; Jn 18:38; Lk 23:41).

2. It was necessary for the Passover lamb to be slain.
"Then the whole assembly of the congregation of Israel shall kill it at twilight" (Ex 12:6). The lamb's blood was taken and put on the doorposts of the house where the Israelites dwelled. Without the sprinkling of blood, that household would not have been saved.

At Jesus' trial before Pilate, the people shouted, "Let Him be crucified!" That was the common consent of the whole congregation of Israel (Mt 27:22-23). Jesus stood in the place of every sinner.

Jesus' punishment and death brings forgiveness and salvation to every individual who believes in Him as their Savior and is baptized properly. "And according to the law almost all things are purified with blood, and without shedding of blood there is no remission" (Heb 9:22; Cf. Mk 15:6-15; Jn 1:29, 36).

"For indeed Christ, our Passover, was sacrificed for us" (1 Cor 5:7b). Jesus gave Himself as a ransom for our sins. The ransom was the precious blood of Jesus. Jesus' blood is God's blood (Acts 20:28). He paid a high price for our sins.

Passover was to be celebrated every year as a remembrance of God's deliverance of Israel out of Egypt (Ex 12:14, 42). Every year, each Jewish family would focus on this meal and the meaning of each part of the meal. At least once a year, every family in Israel remembered what God did to save His people from the Egyptians.

The Meaning of the Holy Communion
Today, because Jesus already sacrificed Himself for us, we no longer need to offer a sacrifice for our sins. However, Jesus commanded us to do as He did during the last supper—to partake of the Holy Communion. This sacrament represents several concepts that we must remember when partaking of it.

Oneness—The "one bread" used in Holy Communion signifies that Jesus has only ONE body and that all the believers are members of that one body. Therefore, when we partake of the bread during Holy Communion, we are participating in the body of Christ. Eating this bread demonstrates the unity and fellowship with the Lord Jesus and with other believers.

Purity—The "unleavened bread" represents the holiness of Jesus. It is a reminder that the Church, as the body of Christ, must strive to be holy and blameless. We must keep our thoughts, speech, and daily conduct pure.

Covenant—The cup we receive is the cup of the new covenant established by the blood of Christ. This new covenant is a sign that we have become God's chosen people through Jesus Christ and that we are to abide by

His commandments.

Proclaim the Lord's death—We continue to proclaim the Lord's death through Holy Communion until the Second Coming of Christ. This means that we continue to remember that Jesus Christ died for our sins, resurrected, and will return for us.

Partaking of Holy Communion
Method—The elements of Holy Communion consist of one piece of unleavened (made without yeast) bread and grape juice. The church ministers administering the sacrament give thanks for the bread in the name of the Lord Jesus Christ, break it, and distribute the pieces among the members, who each pray in silence in solemn reflection before eating it. The grape juice is also received in a like manner. All the unleavened bread and grape juice must be consumed on the same day.

Participants—To partake of Holy Communion, we need to have been cleansed through water baptism and must not have committed any serious sin. Holy Communion is to be received in a thoughtful and worthy manner. During Communion, we should examine ourselves, repent of our sins, and set aside any grudges that we have against others.

With the presence of the Holy Spirit, the bread and juice used during the Communion become the spiritual flesh and blood of Jesus. Jesus said that by eating this "spiritual food" and drinking this "spiritual drink" (1 Cor 10:3-4), we share the life of Jesus Christ. Our communion with Jesus Christ through the sacrament keeps us from becoming weary or thirsty on our heavenly journey. And on the last day, Jesus Christ will resurrect us and give us everlasting life.

For Teachers

Work together with the students on the two Bible Discovery worksheets. The answers are located next to the Homework Answer Key.



Linking to the Ten Basic Beliefs

2-5 Minutes

Holy Communion

The Sacrament of Holy Communion is our version of Passover. It is a sacrament that commemorates the death of the Lord Jesus Christ, and it reminds us that Jesus was sacrificed in order to save us from our sins. It enables Christians to partake of the flesh and blood of our Lord and to be in communion with Him so that they can have eternal life and be raised on the Last Day. This sacrament is to be held frequently, and each time, only one piece of unleavened bread and grape juice shall be used (1 Cor 5:6-8; 10:17; 11:26; Jn 6:53-56; Mk 14:24-25).

Check for Understanding

5 Minutes

1. **What is the equivalent of Passover that we observe today?** It is Holy Communion.
2. **Why must the bread be baked without yeast? What does yeast represent?** The bread is Jesus' body. Jesus is sinless, so the bread must be sinless. Yeast represents sin, so the bread used for Holy Communion must be without yeast.
3. **Who is the Passover lamb today?** Jesus Christ is the Passover Lamb.
4. **What is the significance of eating bitter herbs?** To remind the Israelites of the bitterness of slavery in Egypt.
5. **How and why is Jesus Christ the Passover lamb?** The Lamb must be perfect, without blemish. Christ is perfect and sinless. This is why He could die and pay the price for our sins.
6. **Why do we use grape juice and not wine?** Wine is fermented and contains yeast, which represents sin.
7. **What three concepts does Holy Communion represent?** Oneness, purity, covenant; it represents the oneness among members, the purity of the body of Christ, and the new covenant established by the blood of Jesus Christ.
8. **Why do we need to have been cleansed through water baptism before partaking of Holy Communion?** Our sins must be washed away before we can be one with Jesus, who is holy.
9. **How do we proclaim the Lord's death until He comes again?** We preach His gospel and salvation good news to others.

Life Application

10 Minutes

1. A New Self

Objective: To learn to put on a new self and lead a new life.

"This month shall be your beginning of months; it shall be the first month of the year to you" (Ex 12:2).

Each Passover feast marked a new year and a new beginning for the Israelites.

For us today, every Christian is a new creation.

"Therefore, if anyone is in Christ, he is a new creation; old things have passed away; behold, all things have become new" (2 Cor 5:17).

[Ask the students to fill in the "Old Self" and "New Self" chart. Then, continue by reading the stories with the students and guiding them to fill in the blanks in the second section.]

Colossians 3:9: "Do not lie to one another, since you have put off the old man with his deeds."

2 Timothy 4:2: "Preach the word! Be ready in season and out of season. Convince, rebuke, exhort, with all longsuffering and teaching."

Proverbs 4:23: "Keep your heart with all diligence, for out of it spring the issues of life."

Romans 12:2: "And do not be conformed to this world, but be transformed by the renewing of your mind, that you may prove what is that good and acceptable and perfect will of God."

2. The Armor of God

After we take off our old self, we must put on a new self. But what is this "new self" that are supposed to put on? The Bible tells us what we should put on: the armor of God.

Read Ephesians 6:10-17. **What do we need armor for?**

Ephesians 6:12 tells us clearly that the battle with Satan and worldly things is spiritual, and, therefore, no weapons of this world can be used against it.

How is it that we, as Christians, are expected to withstand these pressures from Satan and the world and not be defeated? How can we emerge victorious?

The answer lies not in ourselves, but in an almighty and unbeatable defense: the armor of God.

Ephesians 6:13 tells us that when we take up the armor of God, we will be able to stand victoriously, regardless of Satan's plans and strategies. But, before we can put on the armor of God, we need to *take off the world*. We need to throw it away. This means that we cannot follow the world. We are the chosen ones of God, spiritual Israelites. Throughout our lives, we will encounter and make friends with many different people. Some will pressure us and try to lead us to do things against God's commands, such as lying, cheating, disobeying our parents, skipping Sabbath, etc. We need to rely on God to resist these things and "take off" the world. *Then*, we can put on the armor of God.

The armor of God tells us about the kinds of actions we need to take in our spiritual lives. Paul set the scene for us: we are fighting a war, and it's going to be tough. But, with the armor of God, we can win!

[Ask the students to label the picture of the pieces of the armor of God.]

HOMEWORK ANSWER KEY

1. blood, lamb
2. Jesus Christ
3. memorials
4. sacrament
5. Yeast represents sin, and since the bread is the body of Christ, it must be baked without yeast.
6. Grape wine is fermented and therefore contains yeast.
7. To remind the Israelites of the bitterness of slavery in Egypt.
8. Christ, the perfect Lamb, paid for our sins by dying on the cross and shedding His blood for us.
9. A
10. When we receive water baptism, our sins are washed away. We are no longer sinners.
11. We preach His gospel and salvation good news to others.

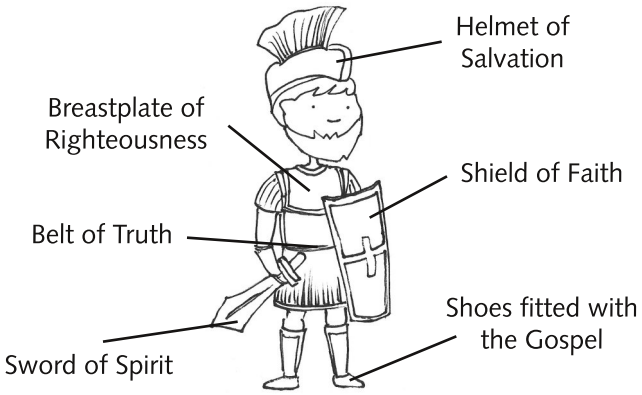

BIBLE DISCOVERY WORKSHEETS ANSWER KEY

Comparing Passover and Holy Communion

1. ordinance, received
2. foreigner, unworthy
3. house, wait
4. memorial, remembrance
5. forever, often
6. whole, whole
7. lamb, Jesus Christ
8. bones, legs

Steps to Take for Passover

1. lamb
2. blood
3. unleavened bread
4. bitter herbs

Activity

Unleavened Bread

10-15 Minutes

Objective: To allow the students to understand the process of making unleavened bread.

Ingredients

- 2 cups flour (whole or white)
- 1 cup boiling water
- 1 cup of cold water

Materials

- Rolling pin
- Mixing bowl
- Plate
- Frying pan
- Pitcher
- Parchment paper
- Stove
- Paper towel or Ziploc bag

Instructions

1. Mix the boiling water with the cold water in a pitcher or container.
2. Pour the flour into a mixing bowl. Pour in half of the lukewarm water into the flour and mix well. Gradually add more water to form the dough, but be careful not to make it too dry or too sticky.
3. Knead the dough with your hands for five to ten minutes, until it is smooth and not sticky.
4. Form the dough into a ball. Cover the dough with a wet paper towel, or place it in a Ziploc bag and seal it.
5. Let the dough sit for about 10-15 minutes. [Teacher: While the dough is resting, discuss with the students about the significance of unleavened bread.]
6. Retrieve the dough and place it on the parchment paper. Flatten the dough with a rolling pin into a circle about ¼" thick.
7. Heat up the frying pan on the stove. When the pan is hot, place the dough on the pan. Do not add salt or oil to the bread. Turn the heat down to low and allow the bread to cook evenly on each side.
8. You may cover the pan five minutes at a time to speed up the process. Check to see if the dough has been cooked completely.
9. Transfer the cooked bread onto a plate and allow it to cool.

Note: If the students want to be involved in making the dough, the teacher can start the kneading and then divide the dough up for the students to finish making their own piece of unleavened bread. Cook the small pieces of bread together in the pan.

Comparing Passover and Holy Communion

A comparison of Passover in the Old Testament and Holy Communion in the New Testament.

Read each verse and fill in the blanks.

	The Passover in the Old Testament	How Jesus demonstrated it in the New Testament
Established by the Lord	**Ex 12:43** "And the Lord said to Moses and Aaron, 'This is the _____ of the Passover: No foreigner shall eat it.	**1 Cor 11:23** "For I _____ from the Lord that which I also delivered to you: that the Lord Jesus on the same night in which He was betrayed took bread."
No unworthy person is to eat of it	**Ex 12:43-45** "No _____ shall eat it. But every man's servant who is bought for money, when you have circumcised him, then he may eat it. A sojourner and a hired servant shall not eat it."	**1 Cor 11:27** "Therefore whoever eats this bread or drinks this cup of the Lord in an _____ manner will be guilty of the body and blood of the Lord."
Must be eaten together	**Ex 12:46-47** "In one _____ it shall be eaten; you shall not carry any of the flesh outside the house, nor shall you break one of its bones. All the congregation of Israel shall keep it."	**1 Cor 11:33-34a** "Therefore, my brethren, when you come together to eat, _____ for one another. But if anyone is hungry, let him eat at home, lest you come together for judgment."
The Passover meal is a memorial supper	**Ex 12:14** "So this day shall be to you a _____; and you shall keep it as a feast to the Lord throughout your generations. You shall keep it as a feast by an everlasting ordinance."	**1 Cor 11:24** "When He had given thanks, He broke it and said, 'Take, eat; this is My body which is broken for you; do this in _____ of Me.'"
How long to observe	**Ex 12:24** "And you shall observe this thing as an ordinance for you and your sons _____."	**1 Cor 11:26** "For as _____ as you eat this bread and drink this cup, you proclaim the Lord's death till He comes."
The entire congregation must partake of it	**Ex 12:6** "Now you shall keep it until the fourteenth day of the same month. Then the _____ assembly of the congregation of Israel shall kill it at twilight."	**Rom 3:21-26** When we partake of Holy Communion, it is important that the _____ congregation partake to accept Jesus' sacrifice.
The blood of the Lamb	**Ex 12:7, 22** The blood of the sacrificial _____ was applied to the doorframe.	**Jn 1:29** _____ _____ is the Lamb that takes away the sins of the world.
The bones of the Lamb were not to be broken	**Ex 12:46** God commanded Israel not to break any _____ of the sacrificed lamb.	**Jn 19:32-33** Since Jesus was already dead on the cross, the Roman soldiers didn't break His _____.

Steps to Take for Passover

During each Passover feast, the Israelites had to follow several instructions given by God to properly observe it.

Fill in the blanks as you learn about each step.

Ex 12:3-5

"'On the tenth of this month every man shall take for himself a _____, according to the house of his father, a lamb for a household.' And if the household is too small for the lamb, let him and his neighbor next to his house take it according to the number of the persons; according to each man's need you shall make your count for the lamb. Your lamb shall be without blemish, a male of the first year. You may take it from the sheep or from the goats."

Ex 12:7

"And they shall take some of the _____ and put it on the two doorposts and on the lintel of the houses where they eat it."



Ex 12:8a

"Then they shall eat the flesh on that night; roasted in fire, with _____ _____."

Ex 12:8b

"And with _____ _____ they shall eat it."

A New Self

Below is a comparison chart of the "old qualities" of the old life—things that do not glorify God. Now that we are in Christ, we must have a new life and possess the qualities of a Christian when they become a "new creation."

Read each item from the "Old Self" column and fill in the column for "New Self." For the "New Self" column, one suggestion has been given. Give at least one more. Then, come up with your own "old" qualities and fill in what you can do to get rid of those qualities.

Qualities of Old Self Things Belonging to the World	**Qualities of New Self** Things Belonging to God What should you do or be instead?
Lazy, unmotivated	Make a to-do list
Easily angered	Ask God for the power of the Holy Spirit to help
Addicted to worldly entertainment	Occupy yourself with other things
Jealous of others	Avoid comparing yourself with others

Read each story and fill in the blanks.

Just before dinnertime, Cory climbed the kitchen counter and took two cookies from the cupboard. His mother noticed some were missing and when she asked him about the missing cookies, Cory lied, saying that he didn't know what happened to them.

Putting On the Armor of God

Two weeks later, in RE class, Cory's teacher mentioned that it is important to put on the "belt of truth," in order to be a new creation in God's eyes. Read **Colossians 3:9** and fill in the blanks.

"Do not _____ to one another, since you have _____ _____ the old man with his deeds."

Samantha and her family were on a vacation in Hawaii. They joined a big tour group and Samantha made a new friend, Kristin. Kristin found out that Samantha would not be with them during Saturday. When she asked Samantha why, they ended up discussing Samantha's church beliefs and why Sabbath is Saturday. Kristin was actually quite interested and had lots of questions. Samantha answered as best she could.

Putting On the Armor of God

We need to put on the shoes of the gospel of peace. Be ready to go wherever God sends you to spread the good news of God's amazing love for us. Read **2 Timothy 4:2** and fill in the blanks.

"_____ the word! Be _____ in season and out of season. Convince, rebuke, exhort, with all longsuffering and teaching."

Darren and his two friends Todd and Jon were in a convenience store. Todd found a box of candy that couldn't be found in larger grocery stores. But soon, they found out that the three of them didn't have enough money to buy the entire box. So, Jon suggested that they just open the box and take a few pieces out. Darren was hesitant. He remembered that one piece of the armor of God was the breastplate of righteousness. He must always do what is right and good. So, he told his friends to stop trying to steal some, and instead buy the candy later when they have enough money.

Putting On the Armor of God

We need to guard our hearts. We need to put on the breastplate of righteousness so that we can always do what is right and pleasing to God. This way, Satan won't be able to grab on to anything and make his way into your heart. Read **Proverbs 4:23** and **Romans 12:2** and fill in the blanks.

"Keep your _____ with all diligence, for out of it spring the issues of life."

"And do not be conformed to this world, but be transformed by the _____ of your mind, that you may prove what is that good and acceptable and perfect will of God."

The Armor of God

After we take off our old self, we must put on a new self. But what is this "new self" that are supposed to put on? The Bible tells us what we should put on: the armor of God.

The armor of God tells us about the kinds of actions we need to take in our spiritual lives. Paul set the scene for us: we are fighting a war, and it's going to be tough. But, with the armor of God, we can win!

Refer to Ephesians 6:14-17 and label the different pieces of armor.

E2 Year 1 Book 3 Lesson 8—The Passover

Homework Assignment

Name: _____ **Parent signature:** _____ **Date:** _____

Bible Reading: Please put a check mark in the space when you complete the reading each day.
Prayer: Please put a check mark in the space on the days you prayed to God.

	Sun	Mon	Tue	Wed	Thu	Fri	Sat
Read							
Pray							

What I Learned from the Bible This Week

1. _____

_____

_____

2. _____

_____

_____

Memory Verse

Please write down this week's memory verse. **(Luke 22:19b)**

_____

Fill In the Blank

1. During the tenth plague each family was to put the _____ of a _____ on the doorposts of their home.
2. The Passover lamb is _____.
3. Passover and Holy Communion are meant to be _____ to God's deliverance and to Christ's sacrifice for our sins, respectively.
4. Holy Communion is a _____ instituted by the Lord Jesus Christ.

Short Answer

5. Why must the bread be without yeast? What does yeast represent?

6. Why is grape wine not allowed?

7. What is the significance of eating bitter herbs?

8. Why is it that Christ is the perfect Lamb? What does that mean?

9. _____ : What three concepts does Holy Communion represent?
   a. Oneness, purity, and covenant b. Oneness, purity, and prayer c. Oneness, purity, and determination

10. Why do we need to have been cleansed through water baptism before partaking of Holy Communion?

11. How do we proclaim the Lord's death until He comes again?

Lesson 9

God Sends Manna

Objectives

1. To understand that even though the Israelites grumbled, God still took care of them.
2. To understand that manna is the special food that God provided.
3. To understand that we need to trust in God during times of crisis, and that He will provide our needs.

Memory Verse

"But I have trusted in Your mercy; my heart shall trust in Your salvation."

(Psalm 13:5)

Prayer

1. We thank God for guiding us through the week so that we can worship and learn more about His words.
2. Lord, thank You for providing us with our daily needs.
3. Please help us to understand that we have received many blessings from You.
4. May You help us focus on this lesson and apply its teachings to our lives.

Overview

1. God provides for the grumbling Israelites
- The waters of Marah and Elim
- Manna and quail
- The Sabbath day

2. Linking to the Ten Basic Beliefs—the Sabbath day

3. Life Application
- Stomach Grumbles!
- James Wants More

4. Activity
- Tree of Blessings
- Grumbling or Not?

Background Knowledge for Teachers

Manna

Manna was the Israelites' chief food during their forty years' sojourn in the wilderness (Ex 16:35). When Israel grumbled at the lack of food in the wilderness of Sin, God gave them "bread from heaven" (Ex 16:4; Ps 78:23-24). Each morning after the dew had gone, there was found on the ground a "small, round thing," like frost, with a honey taste; it could be ground and used in cooking and baking. The people asked, "What is it?" and called it manna (Ex 16:14-15, 31; Num 11:7-9). His provision did not cease until they crossed into Canaan and ate of its food (Prov 5:12).

The Israelites were to collect an omer each for five days and double that amount on the sixth day to last them over the Sabbath, as none would appear on that day. Usually, it did not keep overnight but became maggoty and malodorous if left over. However, the manna to be kept for Sabbath use was preserved by being cooked or baked beforehand (Ex 16:22-23). Aaron preserved an omer at God's command as a witness for future generations (Ex 16:33-34; Heb 9:4).

Manna provided physical sustenance, but God also used it for spiritual instruction. With the lack of other food, He provided manna to let them know that "man shall not live by bread alone; but man lives by every word that proceeds from the mouth of the Lord" (Dt 8:3). God used the provision of manna on six days and not the seventh to teach Israel obedience and convict them of disobedience. Jesus Christ used manna, God-given "bread from heaven" to describe Himself, the true bread of life. He said, "I am the bread of life [...] which came down from heaven. If anyone eats of this bread, he will live forever" (Jn 6:35, 51).

Reaching Out to Your Students

You need to help your students develop and practice reasoning skills. First, ask your students why we often complain. Explain that complaints are normally because of discontent or greedy desires. We often quickly forget how much God has done for us and, consequently, feel dissatisfied or unhappy with our lives and complain to God. You may want to help your students see how much God has done for us by equating God's love with parental love. Help your students understand how they sometimes forget their parents' love and how their parents still love them despite their complaints.

Similarly, our Father in heaven will always love us and provide for us despite our complaints. Ask your students to share how God has provided for them or their family during difficult times. Be sure to guide your students to conclude that God always provides and will always provide if we trust in Him. Again, draw from the experiences shared by students and help them see how they or their family members have trusted in God.

Opener

5 Minutes

[Prepare a poster with the heading "COMPLAINTS". Give the students some blank slips of paper where they can write down things that they often complain about, and then give them tape so that they can post their slips onto the poster. Students are not allowed to repeat what their fellow students have already pinned up. Discuss the results and highlight how easy it is to complain and how trivial some of the complaints may be.]

Has your family ever planned a vacation, but unplanned events happened before it started and the vacation was canceled? What happens when things go wrong? How do you feel? (Disappointed, sad.) We may start saying negative things, such as "This is awful," "This is no fun!" or even start blaming each other. We all tend to grumble when things aren't going well or as expected, don't we? Things weren't going so well for the Israelites after they left Egypt, so let's see what happened.

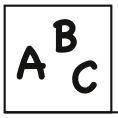

Vocabulary

omer: a Hebrew unit of measurement for dry goods

Bible Discovery & Spiritual Teaching

30-35 Minutes

The Waters of Marah and Elim

Up until this point, God had been guiding the Israelites throughout their journey. He rescued them from a life of bondage in Egypt, and He protected them with many amazing miracles that they witnessed with their own eyes. After escaping the Egyptians, Moses led the Israelites through the Red Sea and into the wilderness to an area called the Desert of Shur. Now, the Israelites had been traveling through the desert without being able to find water for three whole days! And when they finally did find water, imagine their disappointment when they tasted it and found the water too bitter to drink. The place they found the water was named Marah, meaning "bitterness." So, because they had nothing to drink, the people got upset and complained and grumbled to Moses.

Remember, the Israelites had just seen God open up the Red Sea for them to walk through on dry land. Then, they had seen God cover their enemies with water and free them from the Egyptians. They had just sung praises calling Him the Mighty God. **So, why do you think the Israelites didn't trust God to provide food and water for them?** [Let your students think about this question and express their thoughts. They might say that it was because it was not easy to walk through the desert day after day, or because it was not easy for them when they became tired, thirsty, and hungry. They probably reacted just as any of us might react—they complained to rather than trusted in God. In the midst of their discomfort, they had forgotten God's promise to take care of them.]

So, once they began to complain, Moses prayed to God for help. God showed him a tree that he could throw into the water. The moment he did so, the water became sweet and delicious! Then, God told Moses and the Israelites that as long as they listened carefully and obeyed His commands, He would keep them safe. So, after saying this, He brought the Israelites to a place called Elim, an oasis with twelve springs of water and seventy date palms.

Manna and Quail

After staying in Elim for some time, the Israelites continued on their journey and found themselves in another desert, called the Desert of Sin. They began to complain and grumble again because of their struggles. All this traveling was proving to be a difficult task for the Israelites. They even started to long for the days in Egypt where they could eat to their heart's content! All of this occurred just days after God had made the bitter water sweet for them. How do you think you would feel in God's place if the Israelites grumbled like this? [Allow students to respond and express their thoughts.]

No matter what God felt, He still listened to their complaints. He told Moses that He would test the Israelites to see if they would follow His instructions. He would provide for their needs each day and give them bread in the morning and meat in the evening. However, each morning they were to collect only enough bread for one day. There was only one exception to this instruction. On the sixth day, the people were to collected twice as much so that on the seventh day, they could rest and observe the Sabbath (Ex 16:22-23).

Just as He promised them, God sent quail in the evening for them to eat. And in the morning, the Israelites woke to find a layer of dew around the camp. When the dew evaporated, thin flakes like frost appeared on desert floor. When the people saw the white flakes, they didn't know what it was, so they called the bread "Manna," which literally meant, "What is it?"

Now, do you remember what God's instructions to the people were regarding the manna? (Collect only enough for one day and on the sixth day, collect twice as much so that they could rest on Sabbath day.) Do you think all of the Israelites listened to Moses? Some of the Israelites did not obey God and actually saved manna for the next day. As a result of their disobedience, the manna that they kept spoiled and bred worms! However, the manna that they picked on the sixth day and kept overnight for Sabbath day remained as fresh as the day they picked it! This was truly a miracle that showed God's presence.

Why do you suppose God provided the manna each morning instead of giving the people a big supply once a week or once a month? Why not let the manna grow on a tree or a bush so that the people could collect it whenever they needed? God wanted to teach His people to trust in Him for all their needs. They needed to put their faith in God rather than in their own strength. In gathering just enough manna for each day, the Israelites had to have faith that God would provide food for them the next day, as well. God was training them to fully rely on Him.

So, from this event, God commanded Moses to take a jar and put an omerful of manna in it. This jar was to be kept in the ark of the covenant as a testimony throughout all generations that God provided for them and brought them out of the land of Egypt. The manna fell from the heavens for forty years, until they came to the land of Canaan.

Even though the people grumbled and complained, God cared for the needs of His people and He helped them. He took care of them, even though it may not have been the way they wanted. God takes care of us, too. Sometimes, we may complain about our problems. God hears our prayers and answers them. He may not answer in the way that we want, but God will take care of us and provide for our needs.

Discussion Questions

1. What are the many ways the Israelites benefited from the manna and the quail?

- *They didn't have to grow, buy, or carry their food.*
- *They could travel anywhere without worrying about looking for a food source.*
- *Enemy nations were not provided for as they were.*
- *The food was always fresh and sweet.*
- *They never had to worry about going hungry.*

2. The Israelites longed for the days back in Egypt. They remembered sitting around pots of meat and having all the bread they wanted. Do you think this is a true reflection of their life in Egypt?

The Israelites were so unhappy in their current situation that they forgot the true nature of their life in Egypt. They were slaves to the Egyptians, bound by the rules of slavery; they made houses for other people to live in, barely survived on slave rations, had masters/taskmasters who treated them poorly, and could not live as free men. This is why God set up Moses to lead His people to Canaan, the promised land, to save them. The Israelites were deceiving themselves, imagining that their old life was better rather than bitter.

3. Why do you think God wanted to test the Israelites?

To expose the people's level of trust, commitment and obedience. Also to train them to trust God more and more. They were so consumed with meeting their daily

needs that God also trained them to "rest" on the Sabbath day. This event teaches us to live by God's word daily.

4. What did eating manna mean to the Israelites? What does eating manna mean to us today? How can we apply it to our lives?

- *For the Israelites, being able to eat manna meant that they would have to depend upon God every day. The Israelites were not allowed to keep the manna until the next morning. This meant that they had to fully trust their tomorrow to the Lord. This event teaches us to live by God's word daily.*
- *If they did not gather any manna, they could not eat, even though God provided the manna for them.*
- *Jesus taught us to pray for our daily bread, not our monthly or weekly bread. Likewise, we need to read the Bible every day in order to grow healthy spiritually.*
- *We need to depend on God every day through praying, reading the word of God, and exercising our faith.*

FOR TEACHERS

Work together with the students on the two Bible Discovery worksheets.



Linking to the Ten Basic Beliefs

2-5 Minutes

The Sabbath Day

In today's lesson, God put importance and emphasis on the observance of the Sabbath. He especially commanded that no manna was to be collected on the Sabbath, but a double portion to be collected the day before (Ex 16:23-26).

God made the Sabbath for us and it is important in many ways:
1. God blessed the seventh day and hallowed it (Gen 2:3; Ex 20:8, 11).
2. Those who observe the Sabbath will be blessed by God (Is 58:13-14; 56:2).
3. Those who do not observe the Sabbath will meet with calamities (Jer 17:27; Neh 13:17-18).
4. On the Sabbath day, we should remember God's creation and redemption (Ex 20:8-11; Dt 5:1).

Check for Understanding

5 Minutes

1. **The Israelites found water at _____ but could not drink it because it was _____.** (Marah, bitter)
2. **What did God show Moses and ask him to throw in the water to make it good to drink?** A tree branch.
3. **When the Israelites came to _____, they found that there were _____ springs of water and _____ palm trees, so they camped there by the water.** (Elim, twelve, seventy)
4. **The Israelites grumbled for food. How did God help them?** God sent quail at night and manna from heaven in the morning.
5. **What were the instructions for collecting manna?** Each person was to collect as needed every morning, except on the sixth day, when a double portion was to be collected.
6. **What happened to the people who went out on the Sabbath day to collect manna? Why?** They found none, because God wanted His people to rest on the Sabbath day.
7. **What did God command Moses to do with the manna as a testimony of God's providence throughout the generations?** He told Moses to take a jar and put an omer of manna in the ark of the covenant.
8. **For how long did the Israelites eat manna?** The Israelites ate manna for forty years, until they came to the land of Canaan.

Life Application

10 Minutes

[Read the stories with the students and go over the discussion questions as a class.]

1. "Stomach Grumbles!"

Discussion Questions

1. What was Judy complaining about? Have you ever complained the way Judy did?
   Judy complained about having to eat her least favorite sandwich.

2. What happened that changed Judy's attitude? What does this teach you about complaining?
   Judy saw others who were less fortunate than her and realized that she was complaining about something that was a blessing to others. Judy's story reminds us to have thankful hearts for all the good things God has given us. We can use these good things to help make other people feel better as well! Judy's attitude changed, she started to appreciate the good things in her life.

3. Do you think being happier and more positive will help others see Jesus in you? Why? List some ways you think you can help yourself improve.
   Answers may vary.

2. "James Wants More"

Discussion Questions

1. What did James do wrong?
   James complained about not having more! He was not grateful for what he had. James was so wound up about his own desires that he hadn't realized he was talking like a spoiled child and behaving very rudely to his parents.

   Have you ever complained like James?
   Answers may vary.

2. If you were James, what would you do next? And what can you do to remind yourself not to complain like James in the future?
   Allow students to express their thoughts and solutions. It's easy to get used to our blessings. After enjoying them for a while, we begin to think that we deserve them. Then, instead of being thankful, we complain. It's a process that occurs so slowly, we don't even realize it's happening.

BIBLE DISCOVERY WORKSHEET ANSWER KEY

Bread from Heaven

1. Manna means, "What is It?" Manna is the food that, according to the Bible, God gave to the Israelites during their travels in the desert, until they reached Canaan (Josh 5:12).
2. Manna was described as appearing each morning after the dew had gone. It tasted like wafers that had been made with honey.
3. Eat only the manna gathered each day.
   Do not store leftovers.
   Gather twice the amount of manna on the sixth day.
   No manna would fall on the seventh day.
4. 40
5. seventh, Sabbath
6. morning, noon
7. omer
8. worms, stink, sixth, sixth, seventh
9. wafers, honey, heaven, angels

Manna in the Bible

Joshua 5:12
The Israelites were given manna for forty years in the wilderness, until they entered the land of Canaan.

Nehemiah 9:20
God provided for the Israelites daily needs in the wilderness. He also taught them the importance of keeping the Sabbath day.

Hebrews 9:4
A pot of manna was put in the ark of the covenant.

Deuteronomy 8:3
God taught the Israelites to rely on Him for manna every day. Likewise, Jesus teaches us to pray for our daily bread as well. We need to read the Bible every day in order to grow spiritually.

HOMEWORK ANSWER KEY

1. Answers may vary.
2. bitter water, no good food
3. Answers may vary.
4. merciful, caring, kind
5. Answers may vary.

Activity

1. Tree of Blessings / 2. Grumbling or Not?

10-15 Minutes

1. Tree of Blessings

Objective: To remind students to be thankful for all the blessings they have received.

Instead of grumbling, we need to be content and thank God for our blessings. We should be thankful for the people who love and care for us. We should be thankful for God and the things He has given to us.

Preparations
1. Using poster paper, make a big tree trunk with branches and attach it to a classroom wall.
2. Using the provided heart template, copy and cut out one heart per student.

Materials
- Green, orange, yellow, and brown construction paper
- Scissors
- Glue
- Markers or crayons

Instructions
1. Distribute the heart shapes. Have students trace them onto the construction paper, and then cut them out.
2. On each construction paper "leaf," draw a picture or write the name of something for which you are thankful. It can be a person, a thing, or a feeling.
3. Stick the leaves all over the tree.
4. If permissible, the tree can stay on the classroom wall for the term. This will help remind them every week of the things for which they can be thankful.
5. Students can continue to add to the leaves every week in their free time. [Note: Extra heart-shaped leaves can be left in a box for students to add to the tree whenever they like.]

---

2. Grumbling or Not?

Look at the following difficult situations. What can you do to change?

1. Write down your worst habit. _____
   If you do this again, what can you do to overcome it rather than grumble?
   a. Pray to God to help me think of ways to change this
   b. Ask my parents to give me advice
   c. Look at my other good qualities and improve them
   d. Other

2. Write down one thing you don't enjoy doing whenever your parents ask you to do so.
   _____
   If your parents ask you to do this again, what should you do instead of grumble?
   a. Try my best to do it with a willing heart
   b. Pray to God to give me strength
   c. Be patient and thank God for letting me do this
   d. Other

3. Write down one thing you really like, but don't have the money to buy. _____
   If you see that item again and your parents do not have the money to buy it, what should you do instead of grumble?
   a. Stop thinking about it because I should be content with what I have
   b. Start to save up all my money for it
   c. Pray to God to take away my greediness
   d. Other

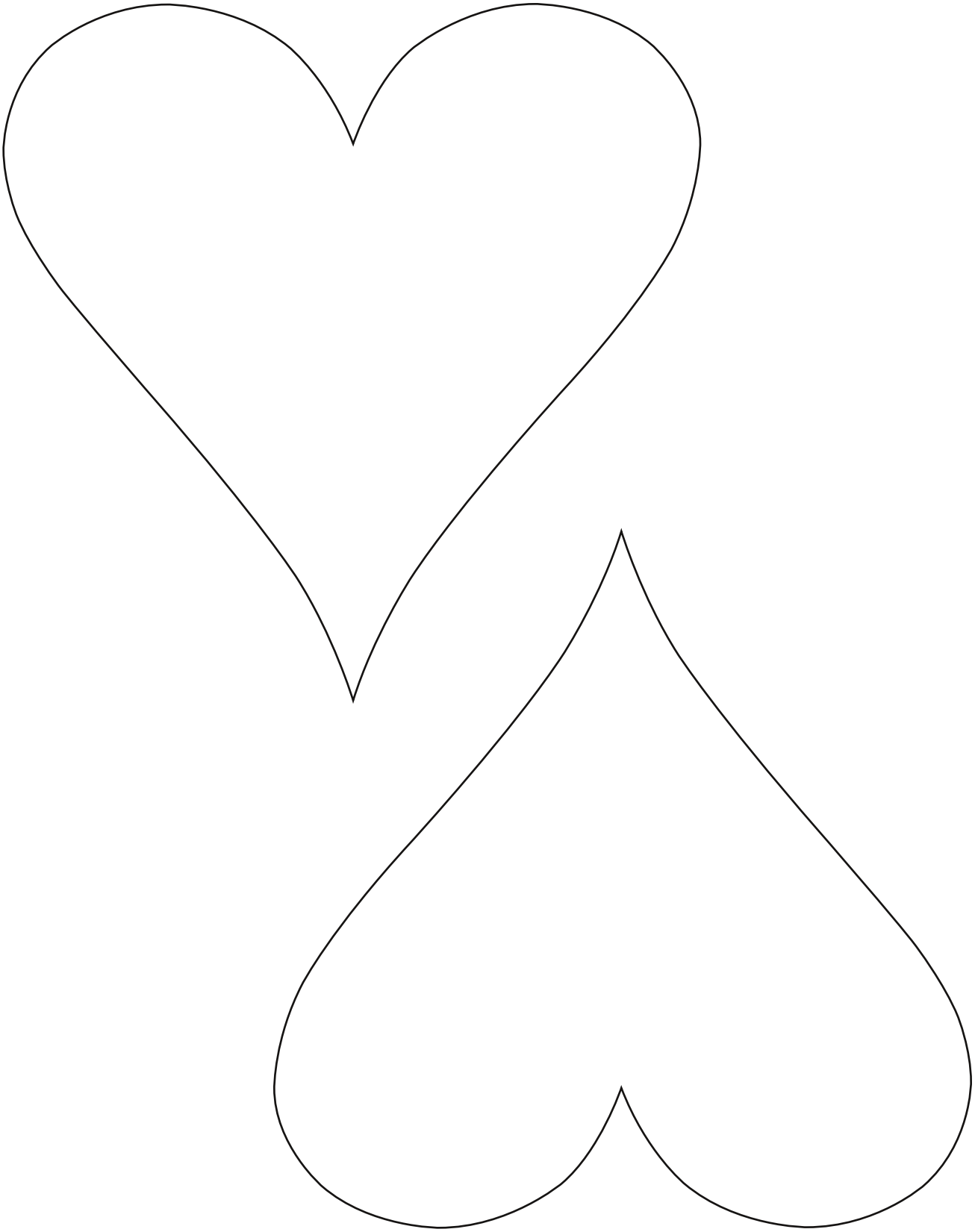

Bread from Heaven

Answer the following questions.

1. What is the meaning of manna? What was it?

2. How was manna described? What did it taste like? (Ex 16:14, 31)

3. What were God's instructions for eating and collecting manna? List 4 points.

_____

_____

_____

_____

Fill in the blanks.

4. The manna appeared every morning on the dew for _____ years.

5. There would not be any manna on the _____ day, the _____.

6. They would have to gather the manna each day from _____ until about _____.

7. Each person was to gather an _____ per person.

8. If they tried to gather enough manna for two or more days, the manna would breed _____ and _____, except on the _____ day, when they could gather enough for both the _____ and _____ days.

9. The manna tasted like _____ made with _____. Manna was the bread of _____, it was the food of the _____ (Ps 78:22-25).



Manna in the Bible

Instructions: Look up each of the following Bible passages that refer to manna. Please list one fact about manna or something you learned from today's lesson for each verse.

Joshua 5:12
"Then the manna ceased on the day after they had eaten the produce of the land; and the children of Israel no longer had manna, but they ate the food of the land of Canaan that year."

What I learned:

Nehemiah 9:20
"You also gave Your good Spirit to instruct them, and did not withhold Your manna from their mouth, and gave them water for their thirst."

What I learned:

Hebrews 9:4
"Which had the golden censer and the ark of the covenant overlaid on all sides with gold, in which were the golden pot that had the manna, Aaron's rod that budded, and the tablets of the covenant."

What I learned:





Deuteronomy 8:3
"So He humbled you, allowed you to hunger, and fed you with manna which you did not know nor did your fathers know, that He might make you know that man shall not live by bread alone; but man lives by every word that proceeds from the mouth of the Lord."

What I learned:

"Stomach Grumbles!"

Instructions: Read the story below and answer the discussion questions that follow.

In school at lunchtime, Judy took out her lunch bag filled with goodies in it. Judy thought to herself, "I wonder what Mom prepared for me today."

In the morning, Mrs. Karington had prepared a croissant turkey sandwich with lettuce and two slices of tomato in it. Besides the croissant sandwich, there was apple juice and a fruit roll-up. "Great lunch!" Judy thought to herself.

The next day, because Mrs. Karington didn't have enough time to think about what kind of lunch to prepare for Judy, she made a peanut butter and jelly sandwich, peeled an orange, and put grape juice into Judy's lunch bag.

Usually, lunchtime was Judy's favorite time in school because she could talk to her friends, eat her lunch, and play games with her classmates. Today, Judy opened her lunch bag, took out the peanut butter and jelly sandwich, and said, "Peanut butter and jelly sandwich again! Mom should know that I'm tired of eating this kind of sandwich. How could she forget?" Clearly, Judy was mad that her mom hadn't remembered that her least favorite sandwich was peanut butter and jelly.

"Stop grumbling, Judy," Mrs. Johnson said. "You should be happy and satisfied with what you already have. Some students have less or no lunch to eat!" Judy looked around and saw Shelly sitting at a lunch table chewing happily on her only piece of bread; besides the bread, Shelly had a bottle of water. She had neither fruits nor snacks.

At another table, Judy saw Frankie sitting and watching others eat their lunches. Judy felt bad complaining about her food, because there were others who had less or nothing to eat for lunch. For a few minutes, Judy sat at her table thinking. Then she got up and walked over to Frankie's table and sat down across from him, saying, "Hey, Frankie, do you want to help me eat this peanut butter and jelly sandwich? I can't finish it all by myself."



With a surprised look on his face, Frankie asked, "Are you sure? Maybe a bite is enough. I don't want to eat all of your lunch."

Judy broke her sandwich in half and handed one half to Frankie saying, "Look, I still have my orange and my grape juice. In fact, why don't you have my grape juice, too, because I'm not thirsty at all."

"Wow, thanks, Judy!" Frankie said with a grateful smile. "I was going to buy lunch, but I lost my lunch money on my way to school."

That day, Judy went home feeling very happy and satisfied for helping a friend out. "How was school today, dear?" Mrs. Karington asked Judy as she stepped in the house. With a big smile on her face, Judy walked over to her mom, gave her a tight hug, and said, "I had a very good day at school today. By the way, thanks for making lunch for me every day, Mom."

Discussion Questions

1. What was Judy complaining about? Have you ever complained the way Judy did?

2. What happened that changed Judy's attitude? What does this teach you about complaining?

3. Do you think being happier and more positive will help others see Jesus in you? Why? List some ways you think you can help yourself improve.

"James Wants More"

Instructions: Read the story below and answer the discussion questions that follow.

James tore the wrapping paper off. He was exploding with excitement because he already knew what gift his parents had bought him for his birthday. It was the brand new iPod that he had been asking and nagging his parents for. Finally, he could load all his favorite music and take it with him wherever he wanted! James couldn't stop grinning; he clutched his iPod in one hand and raced up the stairs so fast that he almost fell.

"THANKS, MOM! THANKS, DAD!" he yelled as he reached the top of the stairs. Molly, his sister, was sitting at the computer surfing the Internet.

She looked up and said, "Do you like your birthday gift, James?"

"Totally!" James replied, "Now I need to set it up so that I can take it to school tomorrow and show all my friends! Move over Molls!"

Molly was about to protest for being kicked off the computer but decided to let her brother have his way just this night because he was so excited.

That night, James spent hours gazing upon his new iPod and loading all his music. He researched the different apps and cases he wanted to buy for his iPod and guarded it like a pet. For the first several weeks, James was completely consumed with his iPod, making sure it was always cleaned and protected from damage. He loved showing it to his friends, and it was constantly by his side.

Ever so gradually, James began to become accustomed to the iPod. It was no longer shiny and new anymore; in fact, there were a few scratches on it already from where it had been dropped. James had grown tired of loading new songs onto it and the iPod started to live on the bedside table more than it did in James' pocket.

One day at a friend's birthday party, James noticed his friends crowding around Eric, his best friend. James walked over to see what everybody was so excited about. He looked over some shoulders and saw Eric playing some games on an iPad!

"That's so cool!!!" said one student.

"I wish I could have one!" said another.

James was equally impressed and sat down next to Eric to ask if he could have a turn. That whole day at the party, they talked about all the different apps and things the iPad could do.

That night at the dining table, the whole family sat down to enjoy their dinner and talk about their day.

"Dad! Guess what Eric got?!" James almost shouted.

"What, son?" Dad replied.

"An iPad! It's SOOOO cool! You should see it, Dad. There are so many apps you can buy, and the games on it are awesome!"

"He's a lucky boy!" Mom said.

"Can I get an iPad, Mom?! Please?!" pleaded James.

"James! We just bought you an iPod for your birthday! Speaking of which, I haven't seen it lately. Where is it?" Mom said.

"But MOM, the iPad is so much better! It does so many more things than my iPod, and if we got one, I wouldn't have to share the computer with Molly anymore. My iPod doesn't do the same things; it's not the same! I need an iPad! You don't understand! I wish you had bought me the iPad instead!" complained James.

Mom looked sternly at James from across the table. She said, "Complaining is like bad breath, James. You notice it from somebody else's mouth, but not your own. Can you even hear yourself? It was only a few months ago that we got you the new iPod you had been asking for. Now, you're complaining that you need something more, something better! Have you stopped to think about how hard Mom and Dad have had to work to save up to buy you that gift? Have you thought about your friends who don't have an iPod? Have you thought about other children in the world who don't even have a home to go to, much less an iPod to play with?"

Discussion Questions

1. What did James do wrong?
2. If you were James, what would you do next? What can you do to remind yourself not to complain like James in the future?

E2 Year 1 Book 3 Lesson 9—God Sends Manna

Homework Assignment

Name: _____ **Parent signature:** _____ **Date:** _____

Bible Reading: Please put a check mark in the space when you complete the reading each day.
Prayer: Please put a check mark in the space on the days you prayed to God.

	Sun	Mon	Tue	Wed	Thu	Fri	Sat
Read							
Pray							

What I Learned from the Bible This Week

1. _____

_____

_____

2. _____

_____

_____

Memory Verse

Please write down this week's memory verse. **(Psalm 13:5)**

_____

Short Answer

1. What does this week's memory verse mean to you?

2. What did the Israelites complain about?

3. What has the story of manna taught you about your own day-to-day life?

4. List some characteristics of God that you observed from this week's lesson.

5. Moses put a jar of manna in the ark of the covenant as a sign to all generations of God's providence and protection to His people. What do you think you can use to remind yourself of God's love for you every day?

Lesson 10

Mount Sinai

Objectives

1. To understand that we must be patient and wait for God, without turning our eyes to the idols of the world around us.
2. To understand that we must take responsibility for our actions.
3. To draw close to God as Moses did and build up a relationship with Him.
4. To learn how to intercede for one another.

Memory Verse

"You shall not make idols for yourselves; neither a carved image nor a sacred pillar shall you rear up for yourselves; nor shall you set up an engraved stone in your land, to bow down to it; for I am the Lord your God."

(Leviticus 26:1)

Prayer

1. Lord, we thank You for gathering us here to worship You and learn Your word.
2. We ask that You give us the strength to keep our eyes on You so that we don't stray to the idols around us.
3. Please help us to learn how to intercede for one another, just as Your Son did for us.
4. Please also help us to draw closer to You and build up our relationship with You by focusing on our lesson today and applying its teachings to our daily lives.

Overview

1. Mount Sinai and the Ten Commandments
- The Golden Calf
- The Israelites Are Punished
- Moses' Intercession
- Moses' Relationship with God

2. Linking to the Ten Basic Beliefs—One True God

3. Life Application
- My Golden Calf
- Praying for Others

4. Activity—Near or Far?

Background Knowledge for Teachers

God's Commandments

The many stories of the Israelites' constant gravitation to sin may seem ludicrous to us. The Israelites witnessed God's power on a daily basis through a pillar of cloud and fire, yet they still insisted on sinning! However, their story is not so far from home for us today. Where the Israelites molded and worshiped a calf of gold, we might have surrounded ourselves with material objects that we treat with equal reverence. Another great difficulty that many Christians encounter today is where to "draw the line" when it comes to obeying God's commandments. It always seems easier to consider them as optional guidelines, rather than the concrete rules that are defined as commandments. If there is anything that we can learn from the Israelites' constant mistakes under the pressure of being God's children, it is that we must remember that, in order to come into our inheritance in heaven, we must strive every day to follow His commandments to the letter. We cannot simply gravitate across a faded "line" that we have established in our minds.

The Golden Calf

The calf was a deadly symbol: both the bull and the cow were worshiped in Egypt—the same nation the Israelites had wanted so desperately to escape—and Baal was often rendered in Canaan as a bull. The Israelites had chosen to blend their religious worship with familiar icons to which they had been specifically instructed not to bow down. In doing so, they not only broke one, but three commandments: they turned to other gods, bowed down to idols, and used His name in profane and corrupted worship.

Moses
Moses is considered to be one of the greatest figures in the Bible. His instruction in Pharaoh's palace combined with his learning in the pastures tending sheep molded him into an educated, patient, and faithful prophet who was able to lead the rebellious Israelites out of Egypt, through the wilderness, and eventually to the border of the promised land. But of all these, his most noteworthy characteristic was his relationship with God. His first desire was to see God (Ex 33:18), and God responded to Moses' great faith by showing him His glory and by speaking to him not through visions or dreams, but face to face (Ex 34:34). His closeness with God is reflected in his dealings with the Israelites; he spent decades guiding, admonishing, teaching, and punishing the Israelites in turn, all for the sake of God's promise to his forefathers. All of this made Moses one whom God knew by name (Ex 33:17) and a servant of the Lord whom He buried with His own hand (Dt 34:5-6).

Reaching Out to Your Students

At this age, your students probably want the latest toys, gadgetry, or clothing, all for the sake of fitting in at school, or simply because they think it is cool to have those things. This is absolutely normal, and depending on their families, they may or may not be getting what they want. Throughout this lesson, try to remind your students that although God has blessed us with many material things, it is always important to remember that we cannot let these things get in the way of our relationship with God. Our material belongings can grow in our minds and distract us from Him, serving as a way for Satan to tempt us and draw us away from church; they can be the beginnings of idolatry. Remind them that we can't bring our toys, gadgets, or clothing with us to heaven and that the world will eventually pass away. It is most important for us to fix our eyes on God, not on the things around us. By fixing our eyes on God, we can avoid idolatry, draw closer to Him, and have a deeper, more meaningful relationship with Him.

Opener

5 Minutes

[Write the following verbs on the board: read, listen, speak, and think.]

Before we begin today's story, let's all take a look at these words on the board. They're all verbs, or action words, meaning that there are many different things we can do with each of these.

What kinds of things do we choose to do at home? For example, do we read magazines? Do we read novels? Or do we read a lot of different articles online? [Allow the students to pick a verb and share what they do. Some examples may be: read magazines, listen to music, speak about favorite games, or think about TV shows.]

God has blessed us with the ability to perform all of these actions. We can read, listen to, say, and think about anything we want. But consider this: these abilities weren't given to us just for enjoyment. They were given to us so that we can use them to draw closer to God. What kind of choices can we make that will help us draw closer? [Allow the students to pick a verb and share what they can do. Some examples may be: read church publications, listen to sermons or hymns, speak about RE class to parents, or think about touching Bible verses.]

God always desires for us to draw closer to Him. But we can't do that unless we choose actions that will help us to do so. The Israelites struggled a great deal with these choices: listen to God's commands or listen to the idol-worshipers around them? Speak words of blessing or words of complaint? Today, we'll learn about one of those struggles.

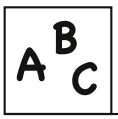

Vocabulary

intercede: to plea or bargain on behalf of someone else

Bible Discovery & Spiritual Teaching

30-35 Minutes

For Teachers

Hand out the Bible Discovery worksheet to the students. They will be filling it out as the lesson progresses. Please refer to the Teacher Version for guidance.

Mount Sinai and the Ten Commandments
Now, the Israelites had been traveling for two months, and, on the third month, they arrived at a mountain called Sinai. Do any of you know why this mountain is important? This is where the Israelites received the Ten Commandments! Let's go over them briefly.

[Note: The Ten Commandments will be covered in greater detail in Year 1 Book 4; it is enough for now that the students simply learn and memorize them if they haven't already. However, they are not the main objectives of this lesson.]

1. You shall have no other gods before Me.
2. You shall not make for yourself an idol nor bow down to it.
3. You shall not take the name of the Lord your God in vain.
4. Remember the Sabbath day, to keep it holy.
5. Honor your father and your mother.
6. You shall not murder.
7. You shall not commit adultery.
8. You shall not steal.
9. You shall not bear false witness against your neighbor.
10. You shall not covet.

The Golden Calf
There is another reason Mount Sinai is an important place. Do any of you know what else happened here? It was an event that revolved around something we call the "golden calf." It was here that the Israelites broke two of the Ten Commandments so recently given to them by creating and worshiping an idol! What happened to trigger this event? Let's read Exodus 24:16-18 to find out.

Moses was on the mountain for forty days and forty nights! Can you imagine waiting for more than a month for someone to come down from a mountain covered in cloud and fire? The Israelites clearly believed that Moses wasn't coming back down again, so they decided to take matters into their own hands. Let's read Exodus 32:1-5.

Why do you think the Israelites decided to make an idol? [Allow students to discuss.]

The Israelites didn't want to wait any longer for God. They got impatient. Have you ever had to wait for someone at home or at school? Perhaps you were waiting for your mom or dad to pick you up, or for your friend to meet you after school. Did you ever get impatient while waiting, wondering where they were or what they were doing? It was likely the Israelites felt the same way. But even though you were impatient, you still waited for them, right? But the Israelites didn't try to wait for God. Instead, they turned away from Him and made their own god to worship!

The Israelites didn't only lack patience; they also lacked faith. When you were waiting for your mom, dad, or friend, you believed that they would eventually arrive, right? The Israelites didn't believe such a thing; they thought that Moses had gone for good and that God wasn't going to come back to tell them what to do. The Israelites lacked the faith to understand that they needed to wait for God.

Why do you think the Israelites lacked faith? To see why, let's read the rest of the story and compare the faith of the Israelites to the faith of Moses.

For the next part of the story, let's turn back to the Bible and read Exodus 32:7-10.

God was ready to destroy the entire Israelite nation for their terrible actions. His own people had lost faith that He would take care of them and had disobeyed the very commandments that He had given them at Mount Sinai. Which commandments did they break? (The first commandment: they had other gods before the Lord; the second: they worshiped idols; and the third: they took His name in vain.) God was rightfully angry with them for abandoning His teachings so quickly, and He was ready to punish them for it.

For Teachers

Go over Part 1 of the Bible Discovery worksheet with the students.

The Israelites Are Punished
Let's read how Moses reacted when he went down to see for himself what the Israelites had done. Please turn to Exodus 32:19-21. In verse 19, it says that Moses broke the two tablets that contained the Ten Commandments. Why do you think he broke them? (The breaking of the tablets symbolized the Israelites' action of breaking the law; they broke their covenant with God by disobeying His commandments.)

Let's read verses 16-29. Around three thousand of the Israelite men died that day because of their terrible sin against God. Only in this way would the camp survive God's judgment. Their sin wouldn't simply go away after this, though; let's skip to Exodus 33:3-4. God even refused to go with them to Canaan!

> **FOR TEACHERS**
>
> Go over Part 2 of the Bible Discovery worksheet with the students.

Moses' Intercession
When God first told Moses of the Israelites' sin, He told Moses that He was going to destroy the Israelites completely! Later, the Lord was ready to wipe out the entire camp because of their sin, and following that, God continued to plague the people and refused to be with them because of their disobedience. But something happened each time that made Him change His mind. What happened to prevent God from destroying all of the Israelites and forsaking them entirely? Let's read the following passages: Exodus 32:11-14, 30-32; 33:12-14.

Do you know what it means to **intercede** for someone? When you intercede for someone, you plead on that person's behalf.

In the first passage, God wanted to destroy the Israelites, but Moses interceded on their behalf and begged God not to destroy them by reminding Him of His promise to Abraham, Isaac, and Israel.

In the second passage, the sin of the Israelites had to be removed somehow, so Moses begged God to forgive them, even praying that his own name be blotted out of the book!

In the third passage, we see that Moses once again begged God to remain with the people for his own sake. As a result, God agreed to remain with them.

Moses prayed for the Israelites three times, even though he was also very angry at them for their deeds. He offered himself as a sacrifice in order to save the Israelites. As a result, the life of a nation was preserved despite their disobedience.

> **FOR TEACHERS**
>
> Go over Part 3 of the Bible Discovery worksheet with the students.

Moses' Relationship with God
Before, we asked ourselves why the Israelites lacked the faith to wait for God. Unlike the Israelites, Moses was able to wait on God, and his prayers were so humble and effective that he was able to turn away God's anger. What did Moses have that allowed his faith to be so much stronger than the Israelites'? Let's read some verses to see the differences.

The Israelites	Moses
Exodus 32:8 The Israelites held no special regard for God, proven by how quickly they turned to a man-made deity and the speed with which they degenerated into the worship of idols. **They had no real, lasting relationship with God**.	**Exodus 33:17** God declared that He knew Moses "by name." But what exactly does this mean? This was meant to portray the Lord's special attention and care for Moses. This meant that He and Moses had a **special relationship with each other**.
Exodus 33:10-11 Because of what they did, the Israelites were forced to distance themselves from God both physically and spiritually. They could not approach the Lord in the same manner as Moses. **Their sins kept them separate from God**.	**Exodus 33:18** Being in God's grace meant that Moses could have asked anything of Him. But what was the first thing that Moses asked? He said, "Please, show me Your glory." This meant that Moses had a **desire to draw closer to God**.

Moses was able to have faith in God because he constantly sought to draw closer to God. As a result of his efforts, Moses had a very close relationship with the Lord. To Moses, God wasn't simply a powerful being to fear, but also a close friend and ally whom he wanted to know better. And to God, Moses was a very special servant. In fact, their relationship was so close that Moses was physically transformed—the Bible says that his face shone with God's glory (Ex 34:29). And later, when he died, God buried him with His own hand (Dt 34:5-6). What an amazing relationship!

Discussion Questions
1. Do you feel that you have a special relationship with God?
2. Do you believe that you try hard enough to draw closer to Him?
3. What do you think distracts you from drawing closer to Him?
4. What are some ways we can improve our relationship with God?



Linking to the Ten Basic Beliefs

2-5 Minutes

One True God

Our God is the one and only God. There is no other God we should worship because His mercy and grace have given us a chance to avoid death. We must remember that if we sin and disobey His commandments, we must repent and ask for forgiveness. God will listen to our prayers. If we feel that we are far away from God, it is we who have distanced ourselves. God will never forsake or forget us, as long as we strive to stay close to Him.

Check for Understanding

5 Minutes

1. **What did the Israelites receive when at Mount Sinai?** The Ten Commandments.
2. **How long was Moses up on the mountain?** Forty days and forty nights.
3. **When the Israelites became impatient waiting for Moses, what did they do?** They betrayed their covenant with God by making a golden calf and worshiping it.
4. **How were the Israelites punished?** Moses ground the calf into powder and made them drink the residue of the calf, three thousand of their men were killed, and the Lord plagued them and declared that He would not go with them to Canaan.
5. **How many times did Moses intercede for the Israelites?** Three.
6. **Why were the Israelites not able to wait for Moses in the beginning?** They lacked faith because they didn't have a close relationship with God. They didn't try to draw closer to Him and instead chose to sin.

Life Application

10 Minutes

[**Teacher:** Hand out Life Application Worksheet #1, and go over it with the students as a class.]

1. My Golden Calf

Objective: To learn how to identify the idols in our lives today and how to remove them.

The golden calf was created by the Israelites because they had forgotten about God. Today, we are the spiritual Israelites, which means that we must remain separate and holy. We may not be creating a golden calf or an actual idol today, but there are other things that act like a golden calf in our lives. We need to know what they are and must destroy them, just as Moses did.

Read each scenario and answer the questions. [Ask students to complete the chart. Answers have been listed below.]

<u>Scenario 1</u>
What are the idols? TV, video games, the tablet, and books.
How can he make time for God? Justin can pray first when he comes home, instead of watching TV. He can read the Bible and pray before he goes to bed instead of reading a book.

Scenario 2
What are the idols? Superheroes, comics, and toys.
How can he make time for God? Take down the posters and replace them with Bible verses or biblical reminders. He can make these posters himself or buy from Christian bookstores. He can put the toys away and spend less time reading comics. This way, he can focus on reading the Bible or church publications. Then, he will remember that the greatest superhero is God!

[After you have gone over the chart with the students, continue with the following.]

False Gods
The idols we worship today may be harder to recognize than a golden calf or a stone idol. They may also be harder to correct or get rid of. But our modern idols are just as detestable to God as the idols that the Israelites worshiped. If we don't do something about them, they will destroy us, just as they did the Israelites.

So how do we cast down our idols? The first step is knowing what they are. Is there anything that you think about day and night? What about activities that you are constantly doing, to the point of ignoring or disregarding your school or RE homework? Are there things that you get into arguments with your parents about? An idol can be anything—it can be a person, an activity, or an object. The easiest way to identify if something is an idol is to ask yourself if this thing **makes you choose to spend time away from God**, or if it **makes you forget about God**.

Once we are aware of an idol, it is important to take steps to reduce its influence in our lives. Spend less time with your idol and more time with God. We must constantly strive to "sanctify the Lord God" (1 Pet 3:15) in our lives, which means prioritizing God over our personal idols so that they are no longer idols, but simply harmless hobbies.

Think & Discuss
1. Do you have any idols in your life?
2. What are some ways you can work to remove these idols?

2. Praying for Others

[**Teacher:** Hand out Life Application Worksheet #2, and go over it with the students. Then, ask them to fill in the chart with their classmates' prayer requests.]

Every single one of us has a great intercessor. Do you know who it is? It's Jesus Christ! Moses asked that God blot his name from the book for the sake of the Israelites, and in the same way, Jesus made the ultimate prayer of intercession with His death on the cross: Jesus' life for ours. The power of Jesus' intercession was so great that now each of us has the chance to experience eternal life with God, where before we could only experience death.

These are two amazing examples of intercession. Knowing that intercession can be so powerful, do you think you can do the same and pray on behalf of others? Of course you can! When we pray for the health of our family or for the safety of our friends, then we are interceding for them.

What do you think are some prayers of intercession that you can make? Ask your classmates if they have any prayer requests, and write them down below. Use the other side of the page if there isn't enough room. Then, bring this chart home and tape it to the wall in front of where you pray. Now, you can pray for your classmates and intercede for them just as Jesus did for you!

Homework Answer Key

1. The Ten Commandments
2. Answers may vary.
3. They betrayed their covenant with God by making a golden calf and worshiping it.
4. Answers may vary (e.g., TV shows, games, toys, celebrities, etc.). We can avoid them by keeping our eyes on God and developing a close and meaningful relationship with Him.
5. Three. Zeal, love, and faith.

Activity

Near or Far?

10-15 Minutes

Objective: To build a closer relationship with God.

[Cut off the bottom half of this Activity page and hand it out to the students.]

Instructions

1. Fill in the target time you wish to spend with God each day to draw closer to Him and write a list of things you will do to keep God close. Keep your daily schedule in mind and be sure that it's a goal you can actually reach.

   [**Tell the students that before they write down a time, they should ask you first.** Make sure the students put down a practical and reachable goal. For example, 2-3 hours may not be attainable. The main goal for this activity is to allow the students to establish a good routine or good habit. The suggested time is 20-30 minutes each day reading the Bible, praying, listening to or playing hymns, listening to sermon recordings, reading church publications, writing reflections in a journal, etc.]

2. Fill in the amount of time you think is not enough to get close to God daily. Then, list the things you may be doing that take time away from God.

   [The time can be zero minutes/hours. The goal of this part is to allow the students to list out and see what things they may have spent time doing instead.]

3. Bring the worksheet home and hang it on a wall or put it somewhere you can see it every day.
4. At the end of each day, look at this sheet and at the time you wrote down and **ask yourself, "Was I close or far from God today?"**

Was I close or far from God today?

I am <u>close</u> to God if I spend _____ (minutes or hours) each day doing the following…

1.

2.

3.

4.

I am <u>far</u> from God if I spend (less than) _____ (minutes or hours) each day with him.

I spend my time on the following instead…

1.

2.

3.

4.

Mount Sinai

Part 1: Waiting for God

We're often told that Jesus' Second Coming will be soon, that it could happen at any moment. But as the days slowly pass by, it's difficult to really imagine it coming soon. And with all of the world's distractions, it's easy to lose our vigilance and turn our attention to things more immediate and closer at hand.

1. What are some things that might distract us from waiting for God?
   Answers may vary. (Video games, computers/Internet, social life, movies, celebrities, etc.)

2. What are some ways to keep our focus on God and avoid a potential "golden calf" in our lives?
   Answers may vary. (Dedicate time to Him every evening, post verses on the wall, limit our time spent on worldly interests, etc.)

3. Read the following verse and write it down below: Colossians 3:2-3
   "Set your mind on things above, not on things on the earth. For you died, and your life is hidden with Christ in God."

Part 2: Making Excuses

A key figure in this story who we haven't really talked about is Aaron. Let's take a closer look at him by going through the verses and filling in the table below.

The Israelites' Actions	Aaron's Reaction
They demanded that Aaron "make [them] gods that shall go before us." (Ex 32:1)	Aaron told them to... (Ex 32:2) *Remove the gold earrings from their ears and bring them to him.*
The Israelites obeyed Aaron and did as he asked. (Ex 32:3)	Aaron took what they gave and... (Ex 32:4) *Fashioned the gold into a molded calf.*
The Israelites told one another that this was their god who brought them up out of Egypt. (Ex 32:4)	Aaron saw this and... (Ex 32:5) *Built an altar and proclaimed a feast to the Lord.*

From examining this chart, we can see that although the Israelites were the ones who turned away from God, it was Aaron who came up with the idea of the golden calf and Aaron who encouraged them by even building an altar! Yet, what was his response to Moses when he came down and demanded why Aaron had done such a thing? Read the following verses and then answer the questions below: Exodus 32:21-24.

1. What was Aaron's excuse for his actions?
   The Israelites insisted on evil, and the calf "came out" of the fire after he cast gold into it.

2. Who was Aaron trying to blame for the decisions that he made?
   The Israelites.

Aaron tried to blame others for the decisions that were clearly his own. He refused to take responsibility for his own actions. This may seem like the easy way out, but in truth, God loves those who truly repent for their sins. This means identifying our sin, acknowledging it, and praying for forgiveness while determining to do our best not to do it again.

1. Read the following verse and write it down below: 2 Peter 3:9
   "The Lord is not slack concerning His promise, as some count slackness, but is longsuffering toward us, not willing that any should perish but that all should come to repentance."

Part 3: The Power of Intercession

When Moses interceded for the Israelites, what made his prayers so effective? Let's examine his prayers in detail.

Intercession #1 (Ex 32:11-14)
There were three main points in this prayer. Read the verses carefully and try to pick them out as a group. Hints have been given below.

1. The Lord...*delivered the Israelites with His own hand. Why undo the very work that He performed?*
2. The Egyptians...*would see that the Israelites perished and say that God brought them out to kill them.*
3. Remember...*the promise that God made to Abraham, Isaac, and Jacob.*

Intercession #2 (Ex 32:31-32)
What did Moses offer as the Israelites' atonement?
That his name be blotted from the book, which referred to the Book of Life. He offered his own life.

Intercession #3 (Ex 33:15-17)
Moses told God that the people would not go anywhere unless...
God stayed with them.

In summary, in Moses' first prayer, all of his points focused on God's glory and honor, not on the Israelites or Moses himself. Moses was zealous for God's will.

In his second prayer, Moses was willing to make the ultimate sacrifice for the sake of God's people. He made a selfless offer that showed his love.

In his third prayer, Moses made an ultimatum; their journey of faith could not continue without God. Moses showed his strong desire to stay with God and follow Him to the end.

In other words, Moses showed **zeal, love, and faith**. These were all elements that made his prayers successful.

Mount Sinai

Part 1: Waiting for God

We're often told that Jesus' Second Coming will be soon, that it could happen at any moment. But as the days slowly pass by, it's difficult to really imagine it coming soon. And with all of the world's distractions, it's easy to lose our vigilance and turn our attention to things more immediate and closer at hand.

1. What are some things that might distract us from waiting for God?

2. What are some ways to keep our focus on God and avoid a potential "golden calf" in our lives?

3. Read the following verse and write it down below: Colossians 3:2-3

_____

_____

_____

Part 2: Making Excuses

A key figure in this story who we haven't really talked about is Aaron. Let's take a closer look at him by going through the verses and filling in the table below.

The Israelites' Actions	Aaron's Reaction
They demanded that Aaron "make [them] gods that shall go before us." (Ex 32:1)	Aaron told them to... (Ex 32:2)
The Israelites obeyed Aaron and did as he asked. (Ex 32:3)	Aaron took what they gave and... (Ex 32:4)
The Israelites told one another that this was their gods who brought them up out of Egypt. (Ex 32:4)	Aaron saw this and... (Ex 32:5)



From examining this chart, we can see that although the Israelites were the ones who turned away from God, it was Aaron who came up with the idea of the golden calf and Aaron who encouraged them by even building an altar! Yet, what was his response to Moses when he came down and demanded why Aaron had done such a thing? Read the following verse and then answer the questions below: Exodus 32:21-24.

1. What was Aaron's excuse for his actions?

2. Who was Aaron trying to blame for the decisions that he made?

Aaron tried to blame others for the decisions that were clearly his own. He refused to take responsibility for his own actions. This may seem like the easy way out, but in truth, God loves those who truly repent for their sins. This means identifying our sin, acknowledging it, and praying for forgiveness while determining to do our best not to do it again.

1. Read the following verse and write it down below: 2 Peter 3:9

_____

_____

_____

Part 3: The Power of Intercession

When Moses interceded for the Israelites, what made his prayers so effective? Let's examine his prayers in detail.

Intercession #1 (Ex 32:11-14)
There were three main points in this prayer. Read the verses carefully and try to pick them out as a group. Hints have been given below.

1. The Lord...

2. The Egyptians...

3. Remember...

Intercession #2 (Ex 32:31-32)
What did Moses offer as the Israelites' atonement?

Intercession #3 (Ex 33:15-17)
Moses told God that the people would not go anywhere unless...

In summary, in Moses' first prayer, all of his points focused on God's glory and honor, not on the Israelites or Moses himself. Moses was zealous for God's will.

In his second prayer, Moses was willing to make the ultimate sacrifice for the sake of God's people. He made a selfless offer that showed his love.

In his third prayer, Moses made an ultimatum; their journey of faith could not continue without God. Moses showed his strong desire to stay with God and follow Him to the end.

In other words, Moses showed **zeal, love, and faith**. These were all elements that made his prayers successful.

My Golden Calf

The Golden Calf was created by the Israelites because they had forgotten about God. Today, we are the spiritual Israelites, which means that we must remain separate and holy. We may not be creating a golden calf or an actual idol today, but there are other things that act like a golden calf in our lives. We need to know what they are and must destroy it, just as Moses did.

Read each scenario and answer the questions.

Every day after school, the very first thing Justin does is watch cartoons on TV. Then, he plays video games. Afterwards, he starts on his homework until dinner. He plays on his tablet while eating dinner. After dinner, he plays more games with his siblings. Then, he reads his favorite book before going to bed.

What are the "idols"?	How can he make time for God?

Gary reads a lot of superhero comics and loves watching cartoons and movies about them. Gary's room has several posters of these superheroes and has lots of their action figures and toys all over his shelves. In school, he loves sharing the comics with his friends and enjoys talking to his friends about all the cool powers the superheroes have.

False Gods
So how do we cast down our idols? The first step is knowing what they are. An idol can be anything—it can be a person, an activity, or an object. The easiest way to identify if something is an idol is to ask yourself if this thing **makes you choose to spend time away from God**, or if it **makes you forget about God**.

Once we are aware of an idol, it is important to take steps to reduce its influence in our lives. Spend less time with your idol and more time with God. We must constantly strive to "sanctify the Lord God" (1 Pet 3:15) in our lives, which means prioritizing God over our personal idols so that they are no longer idols, but simply harmless hobbies.

Think & Discuss
1. Do you have any idols in your life?
2. What are some ways you can work to remove these idols?

Praying for Others

Every single one of us has a great intercessor. Do you know who it is? It's Jesus Christ! Moses asked that God blot his name from the book for the sake of the Israelites, and in the same way, Jesus made the ultimate prayer of intercession with His death on the cross: Jesus' life for ours. The power of Jesus' intercession was so great that now each of us has the chance to experience eternal life with God, where before we could only experience death.

These are two amazing examples of intercession. Knowing that intercession can be so powerful, do you think you can do the same and pray on behalf of others? Of course you can! When we pray for the health of our family or for the safety of our friends, then we are interceding for them.

What do you think are some prayers of intercession that you can make? Ask your classmates if they have any prayer requests, and write them down below. Use the other side of the page if there isn't enough room. Then, bring this chart home and tape it to the wall in front of where you pray. Now, you can pray for your classmates and intercede for them just as Jesus did for you!

Name	Prayer Request

E2 Year 1 Book 3 Lesson 10—Mount Sinai

Homework Assignment

Name: _____ **Parent signature:** _____ **Date:** _____

Bible Reading: Please put a check mark in the space when you complete the reading each day.
Prayer: Please put a check mark in the space on the days you prayed to God.

	Sun	Mon	Tue	Wed	Thu	Fri	Sat
Read							
Pray							

What I Learned from the Bible This Week

1. _____

_____

_____

2. _____

_____

_____

Memory Verse

Please write down this week's memory verse. **(Leviticus 26:1)**

_____

Short Answer

1. What did the Israelites receive when at Mount Sinai?

2. Choose four of them and write them below.

3. When the Israelites became impatient while waiting for Moses, what did they do?

4. What are some potential idols in our lives? How can we avoid letting them become idols?

5. How many times did Moses intercede for the Israelites? What three elements made the intercessory prayers successful?

Lesson 11

The Twelve Spies

Objectives

1. To learn about the twelve spies who went into Canaan, and the Israelites' rebellion.
2. To learn not to sway in faith because of other peoples' opinions, or to sway other peoples' faith because of your own negative influence.
3. To learn from the examples of Joshua and Caleb to stand up for God and not to be influenced by others.

Memory Verse

"Have I not commanded you? Be strong and of good courage; do not be afraid, nor be dismayed, for the Lord your God is with you wherever you go."

(Joshua 1:9)

Prayer

1. We thank God for gathering us here so that we can worship and learn more about His word.
2. Father, we want our lives to be pleasing to You. Help us to be strong. Give us a heart to follow You with all of our hearts.
3. Lord, please also help strengthen our faith and trust in Your words and promises.
4. Please give us the courage to do the right things and stand up for You.
5. May God help us focus on this lesson and apply its teachings to our lives.

Overview

1. Twelve Spies Explore Canaan
- The Spies' Report
- Two Stand Apart

2. Linking to the Ten Basic Beliefs—One True God

3. Life Application
- Be Careful of How I Think and Act
- Standing Against the Crowd

4. Activity—Being a Different Sheep

Background Knowledge for Teachers

The Land of Canaan

The promised land, also called the land of Canaan, was indeed magnificent, as the twelve spies had discovered. The Bible often calls it the "land flowing with milk and honey." Although the land was only 150 miles long and 60 miles wide, its lush hillsides were covered with fig, date, and nut trees. It was the land that God had promised to Abraham, Isaac, and Jacob. God told the Israelites that the promised land was rich and plentiful. When the spies returned to Kadesh from scouting the new land, the people had to decide whether to enter the land or to retreat. They chose to retreat and were condemned to wander for about forty years in the wilderness. Aaron and Miriam also died there.

Why Milk and Honey?

Milk comes from cows, goats, and sheep. Honey comes from bees, and the fruit of the bees' labors was considered a divine blessing. For cows, sheep, and goats to produce milk, they must have plenty of fresh green pasture. For bees to give honey, they need plenty of flowers, fruits, and vegetables to gather pollen from as they pollinate the plants. So, a land flowing with milk and honey would be a rich land, a land with plenty of fresh green vegetables, flowers, fruit, pasture, and everything in between.

How rich was this "land flowing with milk and honey" that the Lord gave to the children of Israel? Refer to 1 Kings 8:63.

Solomon offered up 22,000 bulls and 120,000 sheep. Of course, those were not all the sheep and bulls that lived in the land that the Lord gave to His people. Imagine how many sheep and oxen there had to be.

Reaching Out to Your Students

At this age, your students are becoming less self-centered. They should be able to relate to and understand others' feelings and thoughts, and are beginning to develop social and reasoning skills as well as their own identity. They need to hear stories about having experiences with different persons. Share with them about how a person should be willing to stand for God. Be sure to tell about the motives and the outcome of God's guidance. You may want to explain what it means to be courageous by contrasting it with fearfulness. Also, remind your students what it means to stand for God by reviewing the Ten Commandments. Ask your students to share about how they or their friends are courageous. Elaborate on good examples and teach your students to model after those good examples. Compare their experiences with different Bible stories. Take this opportunity to show them how biblical teachings work in real life.

Opener

5 Minutes

Has anyone ever asked you to do something wrong or go along with something that you knew was wrong? If so, what was it? [List out the students' answer on the board.]

In today's lesson, we'll learn about what it means to stand up for what is right. And we'll also learn about people who went along with what was wrong.

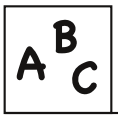

Vocabulary

rebel: to resist or disobey the leader
influence: to affect other people's thinking or actions

Bible Discovery & Spiritual Teaching

30-35 Minutes

Now in our next story, the Israelites had already left Mount Sinai. God once again sent a cloud ahead of the Israelites to lead them through the wilderness and towards the promised land of Canaan. However, along the way, the people complained to Moses and against God. What do you think are some things they might have complained about?

Well one of the things they complained about was not being able to eat meat! Remember, God had been giving them manna to eat every day in a wilderness that produced no food for them; God made sure that they were able to eat their fill every single day. But they still complained; they even wanted to go back to Egypt, where they had been slaves! God got very upset with them, but He still led them to Canaan. Still, when they got there, their complaints did not stop! Let's find out what happened.

Twelve Spies Explore Canaan
They had finally reached the promised land. It was now time for them to explore it, so they could see what it was like and what kind of people lived in it. So, God ordered Moses to select a leader from each of the twelve tribes of Israel. Do you remember any of the twelve tribes? [Let the students name as many as they can as you write them on the board.] Well, the Bible records each of the men who went to spy out the land. Let's turn to Numbers 13:3-15 and find all of the names. [As they read each name, write them next to their appropriate tribe.]

Tribe	Leader
Reuben	Shammua
Simeon	Shaphat
Judah	Caleb
Issachar	Igal
Ephraim	Hoshea (Joshua)
Benjamin	Palti
Zebulun	Gaddiel
Joseph (Manasseh)	Gaddi
Dan	Ammiel
Asher	Sethur
Naphtali	Nahbi
Gad	Geuel

Now, before they left, Moses gave the men instructions. Let's read what Moses told them to do in Numbers 13:17-20. So after receiving their instructions, the men did as they were told. They went into Canaan and explored what the land and the people living in it were like.

One of the places they explored was called the "Valley of Eshcol." Eshcol literally meant "cluster," because the valley grew such enormous clusters of fruit. Let's read how the Bible describes this part of Canaan in verse 23. The cluster of grapes that they cut down was so big that two men had to carry it between them on a pole! God had promised the Israelites such a fruitful and bountiful land! He was truly showing His love for His people.

So the twelve men spent forty days spying out the land, before they finally returned to Moses and the rest of the Israelites.

The Spies' Report
The spies described the land as one that "truly flows with milk and honey." This phrase was used to describe a plentiful land with abundantly fruitful pastures and good fields for the Israelites to grow their crops and feed their cattle in. Canaan was the best land for the Israelites, and God had already promised that He would give it to them. But what was the report that the spies gave? Let's read it in verses 32-33. The spies not only gave a bad report, but also went among the Israelites and exaggerated it, even calling the land itself evil, despite the fact that it was a land that God had deemed good for His people.

Do you remember who these spies were? They were leaders in the tribes! These men were supposed to be setting an example for the rest of the people, in their actions and in their faith. But here, they were only encouraging the people to complain against God. Unfortunately, the Israelites all believed them more than God's promises, so they rebelled by refusing to enter Canaan. Let's read their reaction in 14:1-4. The Israelites were so afraid as a result of the spies' report that they would rather return to being slaves than take the land that God had promised them. They even wanted to replace Moses as leader!

Two Stand Apart
Of the twelve spies, there were two who spoke differently. Let's read about them in Numbers 14:6-10. Their report was completely different from the other ten spies' report! Although the entire congregation believed that they would die in Canaan, Joshua and Caleb stood firm in their belief that God would fulfill His promise. They weren't led astray by the sight of the Canaanites, the other spies, the community's rebellion, or even by the threat to their lives.

Let's compare the two different reports.

For Teachers

Go through the Bible Discovery worksheet with the students. Refer to the Teacher Version, located below the Homework Answer Key, for answers.

Have you ever heard of the term "standing against the crowd"?

To stand against the crowd means not to follow the actions or opinions of those around us. It means to stand separately in thought and opinion from other people.

Have you ever been in a situation where many of your friends or classmates do something because it is cool, or because everyone else is doing it? For example, your friends make fun of the teacher because everyone else does it. But we know that Jesus loves those who care for those around them. If you speak up against this bullying, or if you refuse to participate, that means you are showing Christian qualities and standing against the crowd.

Caleb and Joshua stood against the crowd by not following the beliefs of the thousands of people around them. They were not led astray in their faith, and they demonstrated their firm belief in God's power. As believers in Christ, we may often need to stand against the crowd. It could happen in any situation, such as refusing to cheat on a test with all of your friends or caring for a disliked neighbor. What are some ways we might have to stand against the crowd?

The Israelites Are Punished
Now, you might wonder what happened to the Israelites who rebelled against God and refused to step into Canaan. Well, God was so angry at their disbelief that, at first, He wanted to destroy them all! After all, this was hardly the first time they had refused to believe in His great power. But the Israelites were saved because Moses interceded for them. Let's read what he said in Numbers 14:13-19. He told God that if He killed His people, then the Egyptians whom they had escaped would hear about it and mock the Lord, saying that He wasn't powerful enough to fulfill His promise. So, God listened and pardoned the Israelites.

However, although God pardoned them, that didn't mean they were to go unpunished for their rebellion. Let's read His decision in verses 26-38. God decided that the Israelites who rebelled against Him would not enter Canaan! Instead, they would wander the wilderness for another forty years, and only their children would be able to enter. The only men who would ever see the promised land would be Caleb and Joshua, because they had believed in Him.

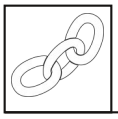

Linking to the Ten Basic Beliefs

2-5 Minutes

One True God

The Israelites failed to recognize that God is the only God capable of all things. They had nothing to fear because God had promised them the land of Canaan. The Israelites witnessed God's power on a daily basis—He provided them with manna to eat every day, and led them with a pillar of cloud and fire. Yet, despite witnessing such wonders, they all trembled with fear when they heard the report on the strength of the Canaanites.

Today, we need to keep God's power in mind as well. God is on our side and nothing is impossible for Him. If we truly need His help, God will be with us.

Check for Understanding

5 Minutes

After all the time spent in the wilderness, the Israelites came to the edge of the beautiful land God had promised them. They didn't know anything about the land they were going to enter. What kinds of things did they want to know before they entered the land? (What were the people there like? Would there be good places to live and enough food and water?)

1. **What report did Joshua and Caleb give?** They reported that the land was a wonderful place and good for growing crops; that the people were big and strong; and that God would help the Israelites take over the land.
2. **What report did the other ten spies give the Israelites?** The other spies reported that the land was good, but that the people were big and mean; if the Israelites tried to take over the land, the Canaanites would kill them.
3. **What was similar in the two reports?** They all agreed that the land was good and that the people there were strong.
4. **What was different about the two reports?** Joshua and Caleb saw God's will and power, whereas the other spies only saw the fortified cities and the strength of the Canaanites.
5. **What did the Israelites do after hearing the two reports?** They became afraid and forgot God's promise. They stopped trusting in God. They even tried to kill Caleb and Joshua.
6. **Did Joshua and Caleb change their report after seeing the Israelites' reaction?** No. They remained firm in their faith.

Life Application

10 Minutes

1. Be Careful of How I Think and Act

Objective: To learn that we should not negatively influence others.

When the spies returned from Canaan, it was they who made the Israelites rebel. By spreading bad words about God's promised land, they negatively influenced the Israelites so that, in the end, they refused to enter Canaan. If we aren't careful, we might also negatively influence our friends or our family.

Read each scenario below, and then on the right side of the table, explain what Michael should have done instead. [Allow the students time to finish the table, and then go over their answers. The suggested answers have been listed below.]

1. One afternoon, during lunch at church, Michael told his two friends Greg and Steve that he wanted to go and buy some snacks at a store nearby. Greg said that they didn't have much time before RE class started, and that they wouldn't get back in time. But Michael said that they would be quick, and persuaded them to go. However, at the store, they took a while trying to decide what they wanted, so by the time they got back to church, RE class had already begun.

What he should have done: He should have waited until after class to go to the store with his friends. If he had simply waited until after class, he could have taken his time in the shop, and would not have had to force his friends to get in trouble along with him.

2. Michael just got a new handheld game console for his birthday. He wanted to bring it to church next Sabbath day, so he went online and told his friend Kevin to bring his as well. Kevin reminded Michael that their RE teacher didn't want them to bring games to church, but Michael insisted, saying that they could play it somewhere where no one would see. It would be fun! So, on Sabbath day, Michael led Kevin and both of them snuck out during the prayer session in the morning to play games.

   What he should have done: He should have invited Kevin to play with him on a different day, not the Sabbath. Perhaps if Michael had hung out with Kevin on another day, they would have been able to spend a lot more time playing games.

3. Before dinner, Michael wanted to eat some cookies, but his mother told him that he would ruin his dinner. She had them stored on a high cabinet, out of his reach, so Michael decided to ask his younger brother to help him. His brother didn't want to help, because he was afraid of getting in trouble, but Michael told him that they wouldn't get caught. So when their mother was away from the kitchen, they helped each other climb onto the kitchen counter to get the cookies.

   What he should have done: Michael should have waited until after dinner to eat his cookie, or asked his mother if he could have half a cookie.

2. Stand Against the Crowd

Objective: To learn ways to stand against the crowd.

[Using the scenarios and the verses, help the students understand that God's standards are different from the standards of the world, and that it takes courage to follow God's will rather than the actions of their peers.]

Read the following scenarios, and then write what you think they should do in each situation.

1. Jack is walking back from school when he sees a familiar sight. "Stupid loser! Loner!" Some kids are yelling various insults at someone. It is Derik again. He walks with his head ducked, staring at the ground as he tries to get into his house as quickly as possible. Jack knows that these kids bully Derik because he only lives with his mom and he gets poor grades in school. Jack has often seen Derik with his face pressed against his window, watching the neighborhood children play together outside.

What should Jack do?
Jack suddenly remembers a lesson from RE class about how Jesus said that we should love our neighbors as ourselves. He makes up his mind. The next day after school, he rings the doorbell and offers his mother's homemade cookies to a surprised Derik. He then invites him over to play at his house with him and his little brother. Initially, the other children make fun of Jack, too, but then they eventually realize that Derik is actually very much like them. After some time, with Jack's encouragement, the other kids stop their bullying and begin to play with Derik.

2. "Hey, pst!" Brian looks over and takes the paper that his classmate slides over to him. He opens it. On the paper is a drawing of a very round, fat woman with silly eyes, and her tongue is sticking out. He knows immediately that it is supposed to be their teacher, whom they often make fun of because of her weight.

What should Brian do?
Brian had always been taught in RE that he should respect his teachers. He shakes his head at his classmate, crumples up the paper, and shoves it into his desk so that no one else can see it. He will throw it in the trash can later. He determines never to pass on notes such as this one. Realizing that Brian never passes on any of their notes, his classmates soon stop drawing them, and eventually, they stop making fun of the teacher altogether. Brian smiles with pride, knowing that he has done something that has made Jesus very happy with him.

3. "Hey Callie, let's go play tetherball!" Callie's friend Jenny begins to pull her to the ball when suddenly Callie sees their new classmate Lilah standing in the corner. "Should we ask Lilah if she wants to play?" Callie suggests, but Jenny gives her a scornful look. "No way, look at the way she dresses! Those must be like, her mom's old clothes!! She should at least look nicer if she wants to play with us."

What should Callie do?
Callie remembers her mom telling her that Jesus accepted everyone—whether young or old, sick or healthy, rich or poor. Surely that also meant kids who dressed differently? Callie stops walking and scolds her friend. "You shouldn't say that, Jenny. Maybe her family can't afford expensive things. What if I showed up in bad clothes tomorrow? Would you stop being friends with me?" Jenny mumbles some sort of reply, but agrees that they can invite Lilah to play with them. Soon, Jenny forgets all about her original protests when they discover that Lilah is eager to play and actually really fun to be around.

Below are verses that teach us how we should act in our daily lives. Look them up in the Bible and fill in the blanks.

Romans 12:2
"And do not be conformed to this world, but be transformed by the renewing of your mind, that you may prove what is that good and acceptable and perfect will of God."

1 Peter 2:9
"But you are a chosen generation, a royal priesthood, a holy nation, His own special people, that you may proclaim the praises of Him who called you out of darkness into His marvelous light."

Activity

Being a Different Sheep

10-15 Minutes

Objective: To learn to stand against the crowd and stand apart as Christians.

Materials
- White and black construction paper
- Scissors
- Tape
- Printer paper
- Markers
- Poster board if you cannot stick things to the wall

Instructions
1. Have the students draw several sheep, and then cut them out.
2. Have the students draw large speech bubbles, and then cut them out (at least one speech bubble per sheep).
3. Let each student pick one sheep to represent themselves.
4. In the speech bubbles, have the students draw or write things that their peers may pressure them to do. Below are some examples (you can also use the examples given in the discussion question in the Bible Discovery section):

    a. "Do drugs"
    b. "Cheat on a test"
    c. "Bully a classmate"
    d. "Make fun of the teacher"

5. Group the remaining sheep together and tape them to the wall or poster board. Then, above their heads, tape the speech bubbles that the students wrote or drew on.
6. On the remaining speech bubbles, write or draw Christian qualities that the students believe they need to work on, such as "love your neighbor," "pray before eating," or perhaps a picture of a child reading the Bible.
7. Tape the “student sheep” a slight distance from the “other” sheep, and tape the students' speech bubbles above them.
8. If you have time, then you can draw or cut out the words "Standing Apart as Christians" to serve as a banner above the scene.

Homework Answer Key

1. leaders
2. Eshcol, grapes
3. grasshoppers
4. They reported that the land was a wonderful place and good for growing crops; that the people were big and strong; and that God would help the Israelites take over the land.
5. The other spies reported that the land was good, but that the people were big and mean; if the Israelites tried to take over the land, the Canaanites would kill them.
6. They became afraid and forgot God's promise. They stopped trusting in God. They even tried to kill Caleb and Joshua.
7. No. They remained firm in their faith.

Bible Discovery Worksheet (Teacher Version)

Two Reports!

Refer to the verses and fill in the blanks.

1. Numbers 13:27-29, 31-33
"Then they told him, and said: 'We went to the land where you sent us. It truly flows with milk and honey, and this is its fruit. Nevertheless the people who dwell in the land are strong; the cities are fortified and very large; moreover we saw the descendants of Anak there. [...] We are not able to go up against the people, for they are stronger than we.' And they gave the children of Israel a bad report of the land which they had spied out, saying, 'The land through which we have gone as spies is a land that devours its inhabitants, and all the people whom we saw in it are men of great stature. There we saw the giants (the descendants of Anak came from the giants); and we were like grasshoppers in our own sight, and so we were in their sight.'"

2. Numbers 14:6-9
"But Joshua the son of Nun and Caleb the son of Jephunneh, who were among those who had spied out the land, tore their clothes; and they spoke to all the congregation of the children of Israel, saying: 'The land we passed through to spy out is an exceedingly good land. If the Lord delights in us, then He will bring us into this land and give it to us, "a land which flows with milk and honey." Only do not rebel against the Lord, nor fear the people of the land, for they are our bread; their protection has departed from them, and the Lord is with us. Do not fear them.'"

Compare the two reports in the table below. Consider what each group focused on.

The Other Spies' Report	Joshua and Caleb's Report
• Reported that the land was good • Saw only the fortified cities • Forgot God's promise • Compared their own strength to the Canaanites • Called God's gift evil • Didn't realize that God was with them	• Reported that the land was good • Saw only God's good will • Believed in God's promise • Believed that God's power would give them victory • Feared God • Had confidence that God was with them

Two Reports!

Refer to the verses and fill in the blanks.

1. Numbers 13:27-29, 31-33

"Then they told him, and said: 'We went to the _____ where you sent us. It truly flows with _____ and _____, and this is its fruit. Nevertheless the people who dwell in the land are _____; the cities are fortified and very large; moreover we saw the descendants of _____ there. [...] We are not able to go up against the people, for they are _____ than we.' And they gave the children of Israel a _____ _____ of the land which they had spied out, saying, 'The land through which we have gone as spies is a land that _____ its inhabitants, and all the people whom we saw in it are men of great stature. There we saw the giants (the descendants of Anak came from the giants); and we were like _____ in our own sight, and so we were in their sight.'"

2. Numbers 14:6-9

"But _____ the son of Nun and _____ the son of Jephunneh, who were among those who had spied out the land, tore their clothes; and they spoke to all the congregation of the children of Israel, saying: 'The land we passed through to spy out is an _____ _____ land. If the Lord _____ in us, then He will _____ us into this land and give it to us, "a land which flows with milk and honey." Only do not _____ against the Lord, nor _____ the people of the land, for they are our bread; their _____ has departed from them, and the Lord is _____ _____. Do not fear them.'"

Finish summarizing the two reports in the table below. Try to compare what each group focused on.

The Other Spies' Report	Joshua and Caleb's Report
• Reported that the land was good • Saw only the fortified cities	• Reported that the land was good • Saw only God's good will

Be Careful of How I Think and Act

Objective: To learn that we should not negatively influence others.

When the spies returned from Canaan, it was they who made the Israelites rebel. By spreading bad words about God's promised land, they negatively influenced the Israelites so that, in the end, they refused to enter Canaan. If we aren't careful, we might also negatively influence our friends or our family.

Read each scenario below, and then on the right side of the table, explain what Michael should have done instead.

What Michael did	What Michael should have done
One afternoon, during lunch at church, Michael told his two friends Greg and Steve that he wanted to go and buy some snacks at a store nearby. Greg said that they didn't have much time before RE class started, and that they wouldn't get back in time. But Michael said that they would be quick, and persuaded them to go. However, at the store, they took a while trying to decide what they wanted, so by the time they got back to church, RE class had already begun.	
Michael just got a new handheld game console for his birthday. He wanted to bring it to church next Sabbath day, so he went online and told his friend Kevin to bring his as well. Kevin reminded Michael that their RE teacher didn't want them to bring games to church, but Michael insisted, saying that they could play it somewhere where no one would see. It would be fun! So, on Sabbath day, Michael led Kevin and both of them snuck out during the prayer session in the morning to play games.	
Before dinner, Michael wanted to eat some cookies, but his mother told him that he would ruin his dinner. She had them stored on a high cabinet, out of his reach, so Michael decided to ask his younger brother to help him. His brother didn't want to help, because he was afraid of getting in trouble, but Michael told him that they wouldn't get caught. So when their mother was away from the kitchen, they helped each other climb onto the kitchen counter to get the cookies.	

Stand Against the Crowd

Objective: To learn ways to stand against the crowd.

Read the following scenarios, and then write what you think they should do in each situation.

1. Jack is walking back from school when he sees a familiar sight. "Stupid loser! Loner!" Some kids are yelling various insults at someone. It is Derik again. He walks with his head ducked, staring at the ground as he tries to get into his house as quickly as possible. Jack knows that these kids bully Derik because he only lives with his mom and he gets poor grades in school. Jack has often seen Derik with his face pressed against his window, watching the neighborhood children play together outside.

   What should Jack do?

2. "Hey, pst!" Brian looks over and takes the paper that his classmate slides over to him. He opens it. On the paper is a drawing of a very round, fat woman with silly eyes, and her tongue is sticking out. He knows immediately that it is supposed to be their teacher, whom they often make fun of because of her weight.

   What should Brian do?

3. "Hey Callie, let's go play tetherball!" Callie's friend Jenny begins to pull her to the ball when suddenly Callie sees their new classmate Lilah standing in the corner. "Should we ask Lilah if she wants to play?" Callie suggests, but Jenny gives her a scornful look. "No way, look at the way she dresses! Those must be like, her mom's old clothes!! She should at least look nicer if she wants to play with us."

   What should Callie do?



Below are verses that teach us how we should act in our daily lives. Look them up in the Bible and fill in the blanks.

Romans 12:2

"And do not be _____ to this _____, but be _____ by the _____ of your mind, that you may _____ what is that _____ and _____ and _____ will of God."

1 Peter 2:9

"But you are a _____ generation, a royal _____, a _____ nation, His own special people, that you may _____ the _____ of Him who called you out of _____ into His marvelous _____."

E2 Year 1 Book 3 Lesson 11—The Twelve Spies

Homework Assignment

Name: _____ **Parent signature:** _____ **Date:** _____

Bible Reading: Please put a check mark in the space when you complete the reading each day.
Prayer: Please put a check mark in the space on the days you prayed to God.

	Sun	Mon	Tue	Wed	Thu	Fri	Sat
Read							
Pray							

What I Learned from the Bible This Week

1. _____

_____

_____

2. _____

_____

_____

Memory Verse

Please write down this week's memory verse. **(Joshua 1:9)**

_____

Fill In the Blank

1. Moses selected _____ from each of the twelve tribes of Israel to spy out the promised land.

2. In the Valley of _____, the spies cut down a cluster of _____ that was so large, they needed two men to carry it.

3. The other spies reported that they appeared to be _____ compared to the Canaanites.

Short Answer

4. What report did Joshua and Caleb give?

5. What report did the other ten spies give the Israelites?

6. What did the Israelites do after hearing the two reports?

7. Did Joshua and Caleb change their report after seeing the Israelites' reactions?

Lesson 12

Miriam, Aaron, and Korah

Objectives

1. To learn that all the tasks we do in church are equally important in God's eyes.
2. To understand that we ought to serve God with humility, not wanting more than we have or feeling like we should deserve more.
3. To understand that God will reward those who work for Him.
4. To understand the danger of jealousy and how we can overcome it.

Memory Verse

"And whatever you do, do it heartily, as to the Lord and not to men."

(Colossians 3:23)

Prayer

1. We thank God for gathering us here so that we can worship and learn more about His word.
2. Lord, please help us to understand and overcome jealousy.
3. Today, we'll be learning about complaining, as well. Please help us to understand Your teachings.
4. May God help us focus on this lesson and apply its teachings to our lives.

Overview

1. The Complaints of Miriam and Aaron
2. Korah's Rebellion
3. Linking to the Ten Basic Beliefs—Salvation is given by grace through faith
4. Life Application
- Job Attitudes
- Identifying and Dealing with Jealousy

5. Activity—Calendar booklet

Background Knowledge for Teachers

Miriam and Aaron's Rebellion
Miriam and Aaron's apparent disagreement with Moses' choice of wife (an Ethiopian woman, not an Israelite), may very well have just been an excuse for their contention with Moses. The subsequent verses imply that it is their jealousy and personal pride that are the root of their protest. In addition, the Bible records Miriam before Aaron's name, implying that she was the instigator, supported by the fact that, of the pair, only she received leprosy.

God's response to their dissent is portrayed in an unusually physical sense; He comes down, stands before the door, and calls the two forward. He is speaking to them in a manner that establishes His control. It is God who decides how He communes with His people, whether that be physically, in visions or dreams, or face to face, as He does with Moses. Neither Miriam nor Aaron had the right to declare who deserved what or the right to speak against Moses, whom God had clearly favored so much.

Korah and His Followers
Unlike the previous rebellion, this one was against both Moses and Aaron; Korah and his allies were dissatisfied with the role that God had given to them and vied for priesthood instead. However, by claiming dissatisfaction with their God-given role, they were also expressing their dissatisfaction with God Himself, on the basis that He had not elevated them to a "sufficient" level. Arrogance was, again, the primary drive in this rebellion.

The response to this rebellion was more complex than the previous. Moses falling on his face signified his submission to God's will, and the challenge that he set would clearly show them what God's decision on the matter was. In Numbers 16:9, Moses issues a condescending reply for the

contempt that Korah and his allies showed to the work God had appointed them. They did not appreciate nor realize how gracious God was being in giving them the important work that they had. Furthermore, Dathan and Abiram were arrogant enough to accuse Moses with spurious claims, even blaming him for their inability to enter Canaan (Num 16:14). Although God justly punishes the rebels, it is interesting to note that Korah's family was spared, with his descendants even contributing a considerable number of psalms (Psalm 42).

Reaching Out to Your Students

At this age, your students may not realize or appreciate the fact that the work they are given in church are blessings from God. Being omnipotent, He doesn't need any of us to do work for Him; these duties should be regarded as opportunities to serve Him and to store up our reward in heaven. They are opportunities that are given out of His grace and mercy.

Try to emphasize to your students that no matter what we are chosen to or choose to do for God, such jobs are not indicative of any sort of social position or hierarchy. Everything, from cleaning the bathrooms to speaking on the pulpit, is regarded as equal in God's eyes. He chooses what is best for our abilities and offers us the chance to serve Him so that we might receive blessings in the future. Help your students to understand that everything they do—including obeying their parents at home or preaching to their friends at school—are equally important jobs in which we should do our best.

Opener

5 Minutes

Think of various tasks that you can assign the students, such as writing down the lesson title on the board, tidying up the tables/chairs, handing out papers, or sweeping the floor. You may actually assign these or simply pretend that you are assigning various duties to the students. Then, ask the following questions.

1. Do any of you like the task that you have?
2. How many of you would prefer a task that someone else has?
3. How many of you don't want to do the task at all?

Oftentimes, we might get tasks that we think are a pain or annoying to do. But all of these tasks that you were just assigned are various forms of serving God! They are all ways that we could show God our love. In this lesson, we're going to learn more about serving God and about *how* we should do it.

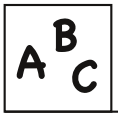

Vocabulary

arrogance: an attitude which shows excessive pride in oneself
pride: exceedingly great self-esteem
contempt: the act of regarding someone or something as inferior or worthless

Bible Discovery & Spiritual Teaching

30-35 Minutes

Today, we're going to learn about certain people who argued against Moses because they didn't like their job. They thought they *deserved* better jobs, because they were full of **pride**.

Now, as you might know, Moses was a very humble man. God often said that He spoke to Moses face to face because Moses was such a humble and a faithful servant. In the two stories we're going to learn, some people thought that they were better than Moses and believed that they deserved more important positions than the ones that God had appointed them. They decided that they were better than the roles given to them.

Miriam and Aaron
Let's open our Bibles to the first story in Numbers 12.

Do you remember who Miriam and Aaron were? They were Moses' siblings! The Israelites often rebelled, but it must have been very upsetting for Moses to see that his own family spoke against him. But what exactly was their complaint?

Let's read 12:2. Miriam and Aaron complained that they were also special people, so why weren't they treated as specially as Moses was? Basically, they were **arrogant**, meaning that they took too much **pride** in themselves. By speaking against Moses' position, they were saying that they should have been given more important roles.

Now you might remember, but Miriam and Aaron actually had very, very important positions in the nation. Miriam was a highly regarded prophetess—this means that God often spoke through her. Aaron also had a very important position—he was the high priest of the entire nation. Both of them were important people among all of the twelve tribes. It may be because of this that they both believed they were superior over others, and, as a result, decided that they deserved better positions than the ones that God had specifically assigned to them.

Miriam and Aaron's complaints did not go unheard. In fact, God listened and spoke to them about it. Let's read God's response in 12:4-8.

God very specifically states that Moses is a special person. A prophet or a prophetess like Miriam might have received dreams or visions, but Moses was different. Instead of speaking to Moses in dreams or visions, God spoke to Moses face to face. This was an indication of the special relationship between the two of them. The only other people who had such a close relationship with God were Abraham and Jesus Himself. Miriam and Aaron knew this, but they still spoke against Moses.

Let's read the last part of the story in 12:10-15. At the end of this story, God punishes them by giving Miriam leprosy. But because they loved her, both Aaron and Moses prayed to God, asking Him to forgive her.

Korah and His Followers
The second story we'll be learning is about a man named Korah. Korah had similar thoughts to Miriam and Aaron. He thought that his position wasn't good enough for him. However, Korah also led hundreds in thinking the same way as him, so Moses faced a whole group of rebellious Israelites who thought that Moses didn't deserve his position and that they deserved better!

Let's read their complaint in Numbers 16:1-3, 12-14.

In the previous story, Miriam and Aaron had complained that they should be treated just as importantly as Moses. Similarly, Korah and his followers believed that they deserved a better position; however, they accused Moses and Aaron of not deserving leadership over the Israelites! As if this weren't enough, there were two men—Dathan and Abiram—who blamed Moses for leading them to their deaths in the wilderness and for not leading them into Canaan.

Does anyone remember the reason the Israelites had to continue wandering in the wilderness, instead of entering Canaan? (The Israelites believed the negative report of the ten spies and refused to enter Canaan. Because they did not believe in God's power or protection, He condemned them to wandering another forty years in the wilderness.)

Let's read Moses' response to the rebellion in Numbers 16:16-35. We'll go through the sequence of events one at a time.

> **For Teachers**
>
> Give the students some time to fill in the Bible Discovery worksheet, helping where necessary. Refer to the Teacher Version for answers.

Conclusion
What are some common characteristics that Miriam, Aaron, and Korah and his followers shared? (Answers may vary. E.g., pride, arrogance, greed, dissatisfaction with the jobs God gave them, ungrateful to God, accused Moses of things he didn't do, etc.)

Have you ever not wanted to do a job you were given? What were some reasons you felt that way? (It was gross, boring, etc.; I wanted to spend time doing other things, etc.)

Moses' job was a lot more difficult than any job we will ever receive. He had to endure the complaints and grumblings of an entire nation, while still trying to lead them on the correct path in faith! But despite all of this, he remained humble and faithful to God and never asked for more than he had. So, in the future, if we are ever given a job in church that we really don't like, we should try to remember the pride of Miriam and Korah, who didn't appreciate the positions God had given them, and the humility of Moses, who never asked for more from God.

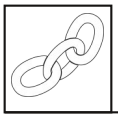

Linking to the Ten Basic Beliefs

2-5 Minutes

Salvation is given by the grace of God through faith.

As believers in Christ, our ultimate goal is achieving salvation. But as humans, it is impossible for us to avoid sin. That's why we have baptism and the Holy Spirit to help us on our way. But it is not just these things that help us achieve our goal. Believing in Jesus Christ means that we must constantly strive to be like Him. We must always do our best to represent Jesus in everything that we do at church, at home, or at school so that we can shine as lights of the world. This means following His commandments, such as obeying our parents and teachers, keeping our bodies clean, and doing our best to be kind to all of our classmates—even the ones we don't like. As long as we try to do such things, our reward in heaven will surely be great!

Check for Understanding

5 Minutes

1. **Who were Miriam and Aaron?** Moses' sister and brother. Miriam was a prophetess, and Aaron was the high priest.
2. **What did they complain about?** They believed that they were as superior to the Israelites as Moses and that he did not deserve his position. They thought they deserved better jobs.
3. **How did God respond? What did He say about Moses?** He called the three of them to the tabernacle and came down in a pillar of cloud. He told them that Moses was the only person He spoke to face to face.
4. **What was their punishment?** Miriam received leprosy.
5. **Who were the main leaders of the second rebellion?** Korah, Dathan, and Abiram.
6. **What was their complaint?** They blamed Moses for things he hadn't done and believed that they deserved better positions than those they had been given. They also thought that Moses did not deserve leadership over the Israelites.
7. **What was their punishment?** The earth swallowed up their tents, and fire burned up their 250 followers.

Life Application

10 Minutes

1. Job Attitudes

Miriam, Aaron, and Korah and his followers all had one thing in common: they thought they deserved a better job. But they were punished not simply because they wanted a different job, but because of their attitude towards the jobs that they had and, therefore, to God.

Discussion question: What kind of attitude do you think we should have when we accept or are assigned a task at home? At school? At church?

1. What church task do you think is the most desirable, or the best, task to have?
2. What church task do you think is the least desirable, or the worst, task to have?
3. What is a church task that you would like to have?

Now, read the following verses and write them below:

1. Philippians 2:12-13
"Therefore, my beloved, as you have always obeyed, not as in my presence only, but now much more in my absence, work out your own salvation with fear and trembling; for it is God who works in you both to will and to do for His good pleasure."

2. Colossians 3:23-24
"And whatever you do, do it heartily, as to the Lord and not to men, knowing that from the Lord you will receive the reward of the inheritance; for you serve the Lord Christ."

Whatever task we do, it is all for one purpose: to show the glory of God. This means that the three tasks that you listed are all equal in God's eyes!

Lastly, look up the verse below and fill in the blanks.

Ephesians 4:1-3
"I, therefore, the prisoner of the Lord, beseech you to walk worthy of the calling with which you were called, with all lowliness and gentleness, with longsuffering, bearing with one another in love, endeavoring to keep the unity of the Spirit in the bond of peace."

After studying these verses, has your answer to the discussion questions above changed?

2. Identifying and Dealing with Jealousy

Jealousy
How would you define jealousy? Write your definition here. [Allow students to share their answers.]
Answer: Jealousy is a feeling of discontentment, hostility, or jealousy with regard to another's success or possessions.

Why are some people jealous or envious of others? [Ask students to share.]
Do you ever envy other people? Why? Why not? [Ask students to share.]

Jealousy often goes hand-in-hand with **pride**. We see something that others have and desire for it. Then, we make up all sorts of reasons for why we deserve it more than they do. This is what it means to have pride.

It's really hard for us to ignore when other people have better things than we have. As human beings, it is only natural to feel dislike for someone who has something that we want! But it was this same exact feeling of jealousy that got Miriam, Aaron, and Korah in trouble.

What is jealousy?
Jealousy is a sin, which God does not like. Jealousy is terrible and can make a person sick both physically and spiritually. Jealousy brings decay to our lives because it makes us focus on anger and bitterness (Prov 14:30). It tells us in the Book of Ephesians that we should not give the devil any opportunity to get into our lives. Therefore we must be aware that jealousy can grow into bigger things. If we love to be generous, however, we push jealousy away, meaning that we are less likely to be led astray. Jealousy is evil and God tells us not to do evil. We cannot let bad feelings cause us to hurt our relationship with God or with others.

We must give jealousy over to God.
If we find ourselves becoming jealous, we have to give it over to God. We have to assess our emotions—are they in line with God's teachings? We need to read the Bible because the word is truth. God's word will change us. When our attitude changes, other things change, too. Our spiritual life changes so we can go and bear fruit. As children of God, we need to be careful not to become jealous. We can stop becoming jealous with God's help. If we admit our sins to Him and repent, He will help us overcome our jealousy.

What do we do? [Ask students to read the following scenarios and share what they think the characters should have done instead. Suggested answers have been listed here.]

1. Every day at school, June looked at her friend Sarah and wished that she could be like her. Sarah was smart, athletic, and musical. June could play the piano, too, but she could not play as well as Sarah. They had the same piano teacher, so June would always see Sarah play at their piano recitals. Everyone liked how Sarah played the piano, but very few people said anything about June. One day, June and Sarah were playing together during recess. Suddenly, June started thinking about how everyone liked Sarah, and she became very jealous. Out of her anger, she pushed Sarah down onto the ground. The teacher saw what happened and called June's parents to school. June got into a lot of trouble with her parents and after that, Sarah didn't want to play with her anymore. **Instead of getting jealous and angry, what should June have done instead?**

June should not have acted out of anger toward her friend. The Bible reminds us not to sin when we are angry (Eph 4:26). Instead, June should have asked Sarah if she had any tips for her that would help her improve her piano skills. June could have even asked Sarah to come over and practice piano with her, so June could learn from Sarah. Lastly, June should remember that God gives each of us our own gifts, so she also had a gift of her own. She only needed to reflect upon herself, instead of focusing on Sarah, to find it.

2. Liam and John both played for the school basketball team. They also hung out each time after basketball practice ended. Over time, however, John started getting better and better at basketball, leaving Liam behind. Liam started becoming jealous of John, and secretly wished that John would get injured so he couldn't play anymore. Still, John and Liam continued to hang out after practice as usual, as John had no idea that Liam was jealous of him. One day during practice, Liam was about to pass the basketball to John, but instead of doing a regular pass, he threw the ball with all his might and hit John in the head really hard. John started feeling dizzy and had to sit down. Later, John's mother had to come and take him home. Liam and John would not be hanging out as usual after practice that day. **Instead of getting jealous and angry, what should Liam have done instead?**

   Liam should have asked John if they could practice longer together. By practicing more together, Liam could observe John and learn from him. In addition, Liam should have congratulated John on improving so much and have been glad that his friend found something in which he excelled. Most importantly, Liam should have remembered that while John may be better at basketball than him, there are also other things that he is better at than John. God gave him his own gifts, too, and he should remember to treasure those gifts.

The next time we feel jealous, what can we do? Instead of being mad at someone who can do something better than us, we can learn from their gifts. For example, if another church member is better at playing piano than we are, we can ask them for tips and suggestions that can help us improve. We can also praise God for giving them those gifts to help the church or other people.

Be Thankful
Make a list of things that God has given you. We can thank God for these things instead of comparing what we don't have. We must constantly examine ourselves to see if we are jealous of someone else.

Conclusion about jealousy:

1. Jealousy is sin (1 Cor 3:3; Jas 3:16).
2. It is unwise to compare yourself and your situation to others and their situations (2 Cor 10:12).
3. Be content with what you have (Heb 13:5-6).

Homework Answer Key

1. They believed that they were as superior to the Israelites as Moses and that he did not deserve his position. They thought they deserved better jobs.
2. He called the three of them to the tabernacle and came down in a pillar of cloud. He told them that Moses was the only person He spoke to face to face.
3. Korah, Dathan, and Abiram
4. They blamed Moses for things he hadn't done and believed that they deserved better positions than those they had been given. They also thought that Moses did not deserve leadership over the Israelites.
5. Answers may vary. Suggested answer: We should be humble, should not grumble that others' jobs are "better" than ours, and should serve willingly.
6. Answers may vary.

Activity

God Loves Me When I...

10-15 Minutes

Objective: To make small reminders to the students that God loves it when they do work for Him to the best of their abilities, no matter what job it is.

Materials

- Printer paper, two sheets per student
- Construction paper
- Markers, pens
- Scissors
- Stapler, string, or other material to bind a booklet together
- Lined paper

Instructions

1. On a sheet of lined paper, have each student list out eleven jobs that they can do, either in church or at home. Remind them that obeying God's commandments in any manner is considered a “job” or “position” for us, so certain activities that may not initially seem like it are actually jobs that we can do for God. Suggestions have been listed below.
2. Distribute two sheets of printer paper to each student. Fold both sheets of paper in half lengthwise, then in thirds width-wise. You should have six panels. Cut out each third so that you have six pairs of panels that you can fold in half. Tuck them into each other to make a booklet.
3. Take one of the sheets and place it on the construction paper, and then use a pencil to mark the edges. Cut the construction paper about 1 cm larger than the markings so that you have a "cover" for the booklet. Fold it and tuck the booklet in. Staple or sew the binding together.
4. On the **first page**, have the students write "God Loves Me When I...", and on the **last page** have them write down "December" at the top and the memory verse below it.
5. Starting from the **second page**, have the students write down "January" (they may use markers or colored pencils to decorate it). Then, on the **third page**, write down the first item on their list of eleven jobs that they can do for God. Continue in the same manner until you reach November. The last page (December) should have the memory verse.
6. Use markers or colored pencils to decorate the cover.
7. Instruct your students to keep the booklet and, for each month, aim to do the listed activity at least once.

Suggestions for jobs or activities your students can do:

- Help clean at church
- Wash dishes at home
- Do my RE homework early
- Read the Bible passage for my next RE lesson
- Talk to a classmate to whom no one else talks
- Bring a friend to church
- Spend more time practicing my instrument or doing my homework
- Try to be extra nice to my sibling(s)
- Keep my room clean
- Help mom or dad with house chores or grocery shopping
- Play piano at church or greet truth-seekers

Korah's Rebellion

Follow the sequence of events in Numbers 16:1-35 by filling in the blanks in the boxes below, referring to the Bible if you need help.

-1-

Korah and his allies challenged Moses, saying that the whole congregation was holy. They claimed that Moses did not deserve his position. (v. 1-3)

-2-

Moses fell down on his face before God and challenged them. He told them to take their censers and bring them before the Lord. (v. 4-7)

-3-

Moses angrily told Korah, "Isn't it enough for you that the God of Israel has separated you from the rest[...] and brought you near Himself to do the work at the Lord's tabernacle and to stand before the community and minister to them?" (v. 9)

-4-

Dathan and Abiram accused Moses of killing them in the wilderness and of not allowing them to enter Canaan. (v. 12-14)

-5-

Korah and his followers offered incense in front of the tabernacle, and the glory of the Lord appeared. He commanded that everyone move away from the tents of Korah, Dathan, and Abiram. (v. 19-23)

-6-

Moses told the Israelites, if the men died of natural causes, then he was not sent from God. However, if the earth swallowed them up, then they will know that the rebels treated God with contempt. (v. 28-30)

-7-

The moment Moses finished speaking, the ground under the rebels split apart, and the earth swallowed Korah, Dathan, and Abiram. (v. 31-32)

-8-

In the end, fire appeared and consumed Korah's followers, the 250 men who offered incense. (v. 35)

Korah's Rebellion

Follow the sequence of events in Numbers 16:1-35 by filling in the blanks in the boxes below, referring to the Bible if you need help.

-1-

_____ and his allies challenged Moses, saying that the whole congregation was _____. They claimed that Moses did not deserve his position. (v. 1-3)

-2-

Moses fell down on his face before _____ and challenged them. He told them to take their _____ and bring them before the Lord. (v. 4-7)

-3-

Moses angrily told Korah, "Isn't it enough for you that the God of _____ has _____ you from the rest [...] and brought you near Himself to do the work at the Lord's tabernacle and to stand before the community and _____ to them?" (v. 9)

-4-

_____ and Abiram accused Moses of _____ them in the wilderness and of not allowing them to enter _____. (v. 12-14)

-5-

Korah and his followers offered incense in front of the tabernacle and the _____ of the Lord appeared. He commanded that everyone move away from the _____ of Korah, Dathan, and Abiram. (v. 19-23)

-6-

Moses told the Israelites, if the men died of natural causes, then he was not sent from God. However, if the _____ swallowed them up, then they will know that the three treated God with _____. (v. 28-30)

-7-

The moment Moses finished speaking, the _____ under the rebels _____ apart, and the earth _____ Korah, Dathan, and Abiram. (v. 31-32)

-8-

In the end, _____ appeared and _____ Korah's followers, the _____ men who offered incense. (v. 35)

Job Attitudes

Miriam, Aaron, and Korah and his followers all had one thing in common: they thought they deserved a better job. But they were punished not simply because they wanted a different job, but because of their attitude towards the jobs that they had and, therefore, to God.

Discussion question: What kind of attitude do you think we should have when we accept or are assigned a task at home? At school? At church?

1. What church task do you think is the most desirable, or the best, task to have?

2. What church task do you think is the least desirable, or the worst, task to have?

3. What is a church task that you would like to have?

Now, read the following verses and write them below.

1. Philippians 2:12-13

_____

_____

_____

2. Colossians 3:23-24

_____

_____

_____

Whatever task we do, it is all for one purpose: to show the glory of God. This means that the three tasks that you listed above are all equal in God's eyes!

Lastly, look up the verse below and fill in the blanks.

Ephesians 4:1-3

"I, therefore, the prisoner of the Lord, beseech you to _____ _____ of the _____ with which you were _____, with all _____ and _____, with _____, _____ one another in _____, endeavoring to keep the _____ of the Spirit in the _____ of _____."

After studying these verses, has your answer to the discussion questions above changed?

"Walk worthy of the calling with which you were called."

Identifying and Dealing with Jealousy

Jealousy
How would you define jealousy? Write your definition here.

_____

What is jealousy?
Jealousy is a sin, which God does not like. It tells us in the Book of Ephesians that we should not give the devil any opportunity to get into our lives. Therefore we must be aware that jealousy can grow into bigger things. Jealousy is evil and God tells us not to do evil. We cannot let bad feelings cause us to hurt our relationship with God or with others.

We must give jealousy over to God.
If we find ourselves becoming jealous, we have to give it over to God. We need to read the Bible because the word is truth. God's word will change us. Our spiritual life changes so we can go and bear fruit. As children of God, we need to be careful not to become jealous. If we admit our sins to Him and repent, He will help us overcome our jealousy.

What do we do?

1. Every day at school, June looked at her friend Sarah and wished that she could be like her. Sarah was smart, athletic, and musical. June could play the piano, too, but she could not play as well as Sarah. They had the same piano teacher, so June would always see Sarah play at their piano recitals. Everyone liked how Sarah played the piano, but very few people said anything about June. One day, June and Sarah were playing together during recess. Suddenly, June started thinking about how everyone liked Sarah, and she became very jealous. Out of her anger, she pushed Sarah down onto the ground. The teacher saw what happened and called June's parents to school. June got into a lot of trouble with her parents and after that, Sarah didn't want to play with her anymore. **Instead of getting jealous and angry, what should June have done instead?**

2. Liam and John both played for the school basketball team. They also hung out each time after basketball practice ended. Over time, however, John started getting better and better at basketball, leaving Liam behind. Liam started becoming jealous of John, and secretly wished that John would get injured so he couldn't play anymore. Still, John and Liam continued to hang out after practice as usual, as John had no idea that Liam was jealous of him. One day during practice, Liam was about to pass the basketball to John, but instead of doing a regular pass, he threw the ball with all his might and hit John in the head really hard. John started feeling dizzy and had to sit down. Later, John's mother had to come and take him home. Liam and John would not be hanging out as usual after practice that day. **Instead of getting jealous and angry, what should Liam have done instead?**

The next time we feel jealous, what can we do? Instead of being mad at someone who can do something better than us, we can learn from their gifts. For example, if another church member is better at playing piano than we are, we can ask them for tips and suggestions that can help us improve. We can also praise God for giving them those gifts to help the church or other people.

Be Thankful
Make a list of things that God has given you. We can thank God for these things instead of comparing what we don't have. We must constantly examine ourselves to see if we are jealous of someone else.

Conclusion about jealousy:

1. Jealousy is sin (1 Cor 3:3; Jas 3:16).
2. It is unwise to compare yourself and your situation to others and their situations (2 Cor 10:12).
3. Be content with what you have (Heb 13:5-6).

E2 Year 1 Book 3 Lesson 12—Miriam, Aaron, and Korah

Homework Assignment

Name: _____ **Parent signature:** _____ **Date:** _____

Bible Reading: Please put a check mark in the space when you complete the reading each day.
Prayer: Please put a check mark in the space on the days you prayed to God.

	Sun	Mon	Tue	Wed	Thu	Fri	Sat
Read							
Pray							

What I Learned from the Bible This Week

1. _____

_____

_____

2. _____

_____

_____

Memory Verse

Please write down this week's memory verse. **(Colossians 3:23)**

_____

Short Answer

1. What did Miriam and Aaron complain about?

2. How did God respond? What does He say about Moses?

3. Who were the main leaders of the second rebellion?

4. What was their complaint?

5. What kind of attitude should we have when serving God?

6. What are some ways we can serve God?

Review

Teachers can reference this lesson to give them some ideas about questions to ask during a review lesson. The review can be in any format: a standard written quiz, a Jeopardy style game, a board game, etc. The important thing is to give the students a chance to review all the things they have learned in the past quarter. You can draw your review questions from the **Check for Understanding** sections in each lesson, as well as the **homework assignments**. Remember to include some **life application questions** to allow the students to apply what they have learned to their lives.

Answer Key

Match the Ten Plagues
The first plague: Water turned to blood.
The second plague: Frogs.
The third plague: Lice.
The fourth plague: Flies.
The fifth plague: Death of livestock.
The sixth plague: Boils.
The seventh plague: Hail.
The eighth plague: Locusts.
The ninth plague: Darkness.
The tenth plague: Death of Egyptian firstborn.

Joseph's Journey
9, 6, 3, 10, 1, 7, 8, 5, 2, 4

Memory Verse Fill In the Blank

1. right, sight
2. strength, trusted, praise
3. Hatred, love
4. word, truth
5. good, called
6. mouth, Lord
7. Spirit, worship
8. body, remembrance
9. mercy, salvation
10. idols, bow
11. courage, with
12. heartily

Short Answer and Life Application

1. God is righteous, and His thoughts and actions are always absolutely correct. All of His acts are righteous because this is His character. We must love righteousness because we are children of God. As children of God, we should seek to imitate our heavenly Father and pursue righteousness.

2. According to Romans 8:28, "All things work together for good to those who love God." In order to receive God's blessings, we must first love Him. God loves us and so we must return His love. We can show love to God by praying to Him, worshiping Him, and serving Him with all our heart.

3. If God had given the Israelites an easy life in Egypt, they would not have wanted to leave Egypt and would not have cried out to God. We need to experience trials because they remind us that we are weak and that we need to rely on God in all things.

4. The bread used during Holy Communion is the body of Christ. Yeast represents sin. So, since Christ is sinless, the bread must also be baked without yeast. We can proclaim the Lord's death until He comes by preaching His gospel and salvation good news to others.

5. Manna was a blessing from God that reassured the Israelites that He would always protect them and provide for them. We can learn from the story of manna that God will always provide us with our daily needs. We do not need to worry about where our food or necessities will come from, because God will provide us with our daily "manna."

6. They betrayed their covenant with God by making a golden calf and worshiping it. There may be many different kinds of idols in our lives, but we can avoid them by keeping our eyes on God and developing a close and meaningful relationship with Him.

7. Miriam and Aaron believed that they were as superior to the Israelites as Moses and that they deserved better jobs. They didn't think that he deserved his position. When we serve God, we should be humble and be glad that we have the opportunity to serve Him.

Match the Ten Plagues

Instructions: Match the plagues to the order in which they occurred.

The first plague	Flies
The second plague	Locusts
The third plague	Death of Egyptian firstborn
The fourth plague	Frogs
The fifth plague	Darkness
The sixth plague	Water turned to blood
The seventh plague	Hail
The eighth plague	Lice
The ninth plague	Death of livestock
The tenth plague	Boils

Joseph's Journey

Instructions: Starting from 1, number the events in the order that they happened.

_____ Judah intercedes for Benjamin and Joseph sees that he has changed.

_____ Joseph is placed in charge of Egypt, second only to Pharaoh.

_____ Potiphar's wife accuses Joseph of attacking her, and he is placed in jail.

_____ Joseph reveals himself to his brothers and asks them to bring their father to Egypt to live.

_____ Joseph's brothers sell him to Ishmaelite traders.

_____ Joseph's brothers travel to Egypt to purchase food the first time.

_____ Joseph places his silver cup in Benjamin's sack and asks to keep Benjamin as a prisoner.

_____ Joseph interprets Pharaoh's dreams.

_____ Joseph works in Potiphar's household and is placed in charge of it.

_____ Joseph interprets the chief baker and chief cupbearer's dreams.

Memory Verse Fill In the Blank

Instructions: Complete the memory verses by filling the blanks in with the missing words.

Spirit	praise	mercy	truth	Lord	love
word	bow	right	salvation	trusted	with
remembrance	called	hatred	heartily	idols	worship
strength	mouth	courage	good	body	sight

1. And you shall do what is _____ and good in the _____ of the LORD, that it may be well with you. (Deuteronomy 6:18a)

2. The LORD is my _____ and my shield; my heart _____ in Him, and I am helped; Therefore my heart greatly rejoices, and with my song I will _____ Him. (Psalm 28:7a)

3. _____ stirs up strife, but _____ covers all sins. (Proverbs 10:12)

4. For the _____ of the Lord is right, and all His work is done in _____. (Psalm 33:4)

5. And we know that all things work together for _____ to those who love God, to those who are the _____ according to His purpose. (Romans 8:28)

6. So the LORD said to him, "Who has made man's _____? Or who makes the mute, the deaf, the seeing, or the blind? Have not I, the _____?" (Exodus 4:11)

7. God is _____, and those who _____ Him must worship in spirit and truth. (John 4:24)

8. This is My _____ which is given for you; do this in _____ of Me. (Luke 22:19b)

9. But I have trusted in Your _____; my heart shall trust in Your _____. (Psalm 13:5)

10. You shall not make _____ for yourselves; neither a carved image nor a sacred pillar shall you rear up for yourselves; nor shall you set up an engraved stone in your land, to _____ down to it; for I am the LORD your God. (Leviticus 26:1)

11. Have I not commanded you? Be strong and of good _____; do not be afraid, nor be dismayed, for the LORD your God is _____ you wherever you go. (Joshua 1:9)

12. And whatever you do, do it _____, as to the Lord and not to men. (Colossians 3:23)

Short Answer and Life Application

Instructions: Answer the questions.

1. What does it mean to say that God is righteous? Why do we need to love righteousness?

2. God loves us and wants to give us a hope and a future. But, what must we do first in order to receive these blessings? How can we do this?

3. What might have happened if God had given the Israelites an easy life in Egypt? Why is it important for us to have trials?

4. Only unleavened bread is used during Holy Communion. Why must the bread be without yeast? What does yeast represent? How do we proclaim the Lord's death until He comes again?

5. Moses put a jar of manna in the ark of the covenant as a sign of God's providence and protection. What has the story of manna taught you about your own day-to-day life?

6. When the Israelites became impatient while waiting for Moses, what did they do? What are some potential idols in our lives? How can we avoid letting them become idols?

7. What did Miriam and Aaron complain about? What kind of attitude should we have when serving God?

That the sharing of your faith may become effective by the acknowledgment of every good thing which is in you in Christ Jesus.

Philemon 1:6

A Journey of Faith

Elementary 2

Year 1 Book 3

General Assembly of True Jesus Church
21225 Bloomfield Avenue
Lakewood, CA 90715 USA